

**ARMY \*TM 9-2355-335-24P  
AIR FORCE TO 36A12-1C-2700-4-1  
REPAIR PARTS AND SPECIAL TOOLS LIST  
(RPSTL) MANUAL  
COMMERCIAL-OFF-THE-SHELF (COTS)  
FOR  
MINE RESISTANT AMBUSH PROTECTED  
ALL TERRAIN VEHICLE (M-ATV)**

**M1240**

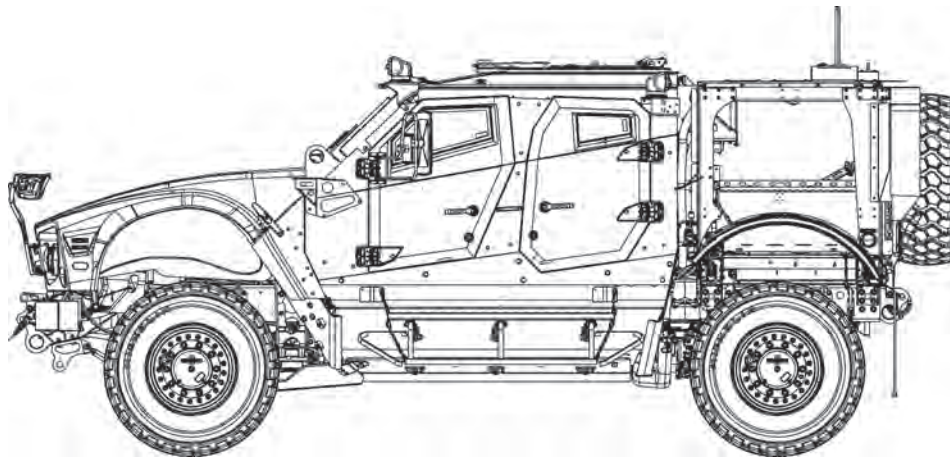
**NSN: 2355-01-575-9632 (EIC 1UT)**

**M1240A1**

**NSN: 2355-01-596-1330 (EIC 1ZW)**

**M1245**

**NSN: 2355-01-586-8070 (EIC 1VE)**



\*This manual supersedes TM 9-2355-335-24P, dated 15 June 2011.

**COPYRIGHT RELEASE STATEMENT:** Oshkosh Corporation states this Commercial Off the Shelf (COTS) manual dated 28 February 2013 is free from copyright restrictions. The Government may edit, reprint, and distribute information in this manual as required.

**DISTRIBUTION STATEMENT C:** Distribution authorized to US Government agencies and their contractors; proprietary information. This publication is Administrative-Operational Use required for administrative and operational purposes, as determined on 02 October 2009. Other requests for this document shall be referred to U.S. Army TACOM Life Cycle Management Command, PM-MRAP, ATTN: AMSTA-LCC-MM/TECH PUBS, 6501 E. 11 Mile Road, Warren, MI 48397-5000.

**DESTRUCTION NOTICE:** Destroy by any method that will prevent disclosure of contents or reconstruction of the document.

**HEADQUARTERS, DEPARTMENT OF THE ARMY  
28 FEBRUARY 2013**



## LIST OF EFFECTIVE PAGES/WORK PACKAGES

NOTE: This manual supersedes TM 9-2355-335-24P dated 15 June 2011 Zero in the "Change No." column indicates an original page or work package.

Date of issue for the original manual is:

Original      28 February 2013

**TOTAL NUMBER OF PAGES FOR FRONT AND REAR MATTER IS 26 AND TOTAL  
NUMBER OF WORK PACKAGES IS 230, CONSISTING OF THE FOLLOWING:**

Page/WP No.	Change No.	Page/WP No.	Change No.
Cover . . . . .	0	WP 0032 (4 pgs) . . . . .	0
i thru x . . . . .	0	WP 0033 (4 pgs) . . . . .	0
Chap 1 Title page . . . . .	0	WP 0034 (4 pgs) . . . . .	0
WP 0001 (2 pgs) . . . . .	0	WP 0035 (4 pgs) . . . . .	0
WP 0002 (4 pgs) . . . . .	0	WP 0036 (4 pgs) . . . . .	0
WP 0003 (4 pgs) . . . . .	0	WP 0037 (4 pgs) . . . . .	0
WP 0004 (4 pgs) . . . . .	0	WP 0038 (6 pgs) . . . . .	0
WP 0005 (4 pgs) . . . . .	0	WP 0039 (4 pgs) . . . . .	0
WP 0006 (4 pgs) . . . . .	0	WP 0040 (4 pgs) . . . . .	0
WP 0007 (4 pgs) . . . . .	0	WP 0041 (6 pgs) . . . . .	0
WP 0008 (4 pgs) . . . . .	0	WP 0042 (4 pgs) . . . . .	0
WP 0009 (4 pgs) . . . . .	0	WP 0043 (4 pgs) . . . . .	0
WP 0010 (4 pgs) . . . . .	0	WP 0044 (4 pgs) . . . . .	0
WP 0011 (4 pgs) . . . . .	0	WP 0045 (6 pgs) . . . . .	0
WP 0012 (4 pgs) . . . . .	0	WP 0046 (6 pgs) . . . . .	0
WP 0013 (4 pgs) . . . . .	0	WP 0047 (4 pgs) . . . . .	0
WP 0014 (4 pgs) . . . . .	0	WP 0048 (4 pgs) . . . . .	0
WP 0015 (4 pgs) . . . . .	0	WP 0049 (8 pgs) . . . . .	0
WP 0016 (4 pgs) . . . . .	0	WP 0050 (4 pgs) . . . . .	0
WP 0017 (4 pgs) . . . . .	0	WP 0051 (6 pgs) . . . . .	0
WP 0018 (8 pgs) . . . . .	0	WP 0052 (4 pgs) . . . . .	0
WP 0019 (4 pgs) . . . . .	0	WP 0053 (4 pgs) . . . . .	0
WP 0020 (4 pgs) . . . . .	0	WP 0054 (4 pgs) . . . . .	0
WP 0021 (4 pgs) . . . . .	0	WP 0055 (4 pgs) . . . . .	0
WP 0022 (4 pgs) . . . . .	0	WP 0056 (6 pgs) . . . . .	0
WP 0023 (4 pgs) . . . . .	0	WP 0057 (6 pgs) . . . . .	0
WP 0024 (4 pgs) . . . . .	0	WP 0058 (4 pgs) . . . . .	0
WP 0025 (4 pgs) . . . . .	0	WP 0059 (4 pgs) . . . . .	0
WP 0026 (4 pgs) . . . . .	0	WP 0060 (4 pgs) . . . . .	0
WP 0027 (4 pgs) . . . . .	0	WP 0061 (8 pgs) . . . . .	0
WP 0028 (4 pgs) . . . . .	0	WP 0062 (4 pgs) . . . . .	0
WP 0029 (4 pgs) . . . . .	0	WP 0063 (6 pgs) . . . . .	0
WP 0030 (4 pgs) . . . . .	0	WP 0064 (4 pgs) . . . . .	0
WP 0031 (4 pgs) . . . . .	0	WP 0065 (4 pgs) . . . . .	0

Page/WP No.	Change No.	Page/WP No.	Change No.
WP 0066 (4 pgs)	0	WP 0115 (4 pgs)	0
WP 0067 (4 pgs)	0	WP 0116 (4 pgs)	0
WP 0068 (4 pgs)	0	WP 0117 (4 pgs)	0
WP 0069 (4 pgs)	0	WP 0118 (8 pgs)	0
WP 0070 (4 pgs)	0	WP 0119 (4 pgs)	0
WP 0071 (4 pgs)	0	WP 0120 (4 pgs)	0
WP 0072 (4 pgs)	0	WP 0121 (4 pgs)	0
WP 0073 (4 pgs)	0	WP 0122 (4 pgs)	0
WP 0074 (4 pgs)	0	WP 0123 (4 pgs)	0
WP 0075 (6 pgs)	0	WP 0124 (4 pgs)	0
WP 0076 (4 pgs)	0	WP 0125 (8 pgs)	0
WP 0077 (16 pgs)	0	WP 0126 (10 pgs)	0
WP 0078 (8 pgs)	0	WP 0127 (6 pgs)	0
WP 0079 (8 pgs)	0	WP 0128 (4 pgs)	0
WP 0080 (10 pgs)	0	WP 0129 (4 pgs)	0
WP 0081 (4 pgs)	0	WP 0130 (8 pgs)	0
WP 0082 (6 pgs)	0	WP 0131 (4 pgs)	0
WP 0083 (6 pgs)	0	WP 0132 (6 pgs)	0
WP 0084 (4 pgs)	0	WP 0133 (4 pgs)	0
WP 0085 (4 pgs)	0	WP 0134 (4 pgs)	0
WP 0086 (4 pgs)	0	WP 0135 (4 pgs)	0
WP 0087 (4 pgs)	0	WP 0136 (4 pgs)	0
WP 0088 (4 pgs)	0	WP 0137 (4 pgs)	0
WP 0089 (4 pgs)	0	WP 0138 (10 pgs)	0
WP 0090 (4 pgs)	0	WP 0139 (10 pgs)	0
WP 0091 (6 pgs)	0	WP 0140 (8 pgs)	0
WP 0092 (4 pgs)	0	WP 0141 (4 pgs)	0
WP 0093 (4 pgs)	0	WP 0142 (4 pgs)	0
WP 0094 (10 pgs)	0	WP 0143 (4 pgs)	0
WP 0095 (4 pgs)	0	WP 0144 (4 pgs)	0
WP 0096 (4 pgs)	0	WP 0145 (4 pgs)	0
WP 0097 (4 pgs)	0	WP 0146 (6 pgs)	0
WP 0098 (4 pgs)	0	WP 0147 (4 pgs)	0
WP 0099 (4 pgs)	0	WP 0148 (4 pgs)	0
WP 0100 (4 pgs)	0	WP 0149 (4 pgs)	0
WP 0101 (4 pgs)	0	WP 0150 (4 pgs)	0
WP 0102 (4 pgs)	0	WP 0151 (4 pgs)	0
WP 0103 (4 pgs)	0	WP 0152 (4 pgs)	0
WP 0104 (4 pgs)	0	WP 0153 (4 pgs)	0
WP 0105 (4 pgs)	0	WP 0154 (4 pgs)	0
WP 0106 (4 pgs)	0	WP 0155 (4 pgs)	0
WP 0107 (4 pgs)	0	WP 0156 (4 pgs)	0
WP 0108 (4 pgs)	0	WP 0157 (4 pgs)	0
WP 0109 (4 pgs)	0	WP 0158 (4 pgs)	0
WP 0110 (4 pgs)	0	WP 0159 (4 pgs)	0
WP 0111 (4 pgs)	0	WP 0160 (4 pgs)	0
WP 0112 (4 pgs)	0	WP 0161 (4 pgs)	0
WP 0113 (4 pgs)	0	WP 0162 (4 pgs)	0
WP 0114 (4 pgs)	0	WP 0163 (4 pgs)	0



<b>Page/WP No.</b>	<b>Change No.</b>	<b>Page/WP No.</b>	<b>Change No.</b>
WP 0164 (8 pgs) . . . . .	0	WP 0198 (4 pgs) . . . . .	0
WP 0165 (6 pgs) . . . . .	0	WP 0199 (4 pgs) . . . . .	0
WP 0166 (24 pgs) . . . . .	0	WP 0200 (6 pgs) . . . . .	0
WP 0167 (4 pgs) . . . . .	0	WP 0201 (4 pgs) . . . . .	0
WP 0168 (4 pgs) . . . . .	0	WP 0202 (4 pgs) . . . . .	0
WP 0169 (4 pgs) . . . . .	0	WP 0203 (4 pgs) . . . . .	0
WP 0170 (4 pgs) . . . . .	0	WP 0204 (6 pgs) . . . . .	0
WP 0171 (4 pgs) . . . . .	0	WP 0205 (6 pgs) . . . . .	0
WP 0172 (4 pgs) . . . . .	0	WP 0206 (6 pgs) . . . . .	0
WP 0173 (4 pgs) . . . . .	0	WP 0207 (12 pgs) . . . . .	0
WP 0174 (6 pgs) . . . . .	0	WP 0208 (10 pgs) . . . . .	0
WP 0175 (4 pgs) . . . . .	0	WP 0209 (12 pgs) . . . . .	0
WP 0176 (14 pgs) . . . . .	0	WP 0210 (16 pgs) . . . . .	0
WP 0177 (10 pgs) . . . . .	0	WP 0211 (10 pgs) . . . . .	0
WP 0178 (4 pgs) . . . . .	0	WP 0212 (8 pgs) . . . . .	0
WP 0179 (4 pgs) . . . . .	0	WP 0213 (6 pgs) . . . . .	0
WP 0180 (4 pgs) . . . . .	0	WP 0214 (4 pgs) . . . . .	0
WP 0181 (6 pgs) . . . . .	0	WP 0215 (4 pgs) . . . . .	0
WP 0182 (4 pgs) . . . . .	0	WP 0216 (4 pgs) . . . . .	0
WP 0183 (4 pgs) . . . . .	0	WP 0217 (6 pgs) . . . . .	0
WP 0184 (4 pgs) . . . . .	0	WP 0218 (6 pgs) . . . . .	0
WP 0185 (4 pgs) . . . . .	0	WP 0219 (8 pgs) . . . . .	0
WP 0186 (4 pgs) . . . . .	0	WP 0220 (6 pgs) . . . . .	0
WP 0187 (14 pgs) . . . . .	0	WP 0221 (6 pgs) . . . . .	0
WP 0188 (4 pgs) . . . . .	0	WP 0222 (6 pgs) . . . . .	0
WP 0189 (4 pgs) . . . . .	0	WP 0223 (4 pgs) . . . . .	0
WP 0190 (4 pgs) . . . . .	0	WP 0224 (2 pgs) . . . . .	0
WP 0191 (6 pgs) . . . . .	0	WP 0225 (2 pgs) . . . . .	0
WP 0192 (8 pgs) . . . . .	0	WP 0226 (2 pgs) . . . . .	0
WP 0193 (4 pgs) . . . . .	0	WP 0227 (4 pgs) . . . . .	0
WP 0194 (4 pgs) . . . . .	0	WP 0228 (4 pgs) . . . . .	0
WP 0195 (4 pgs) . . . . .	0	WP 0229 (4 pgs) . . . . .	0
WP 0196 (4 pgs) . . . . .	0	WP 0230 (76 pgs) . . . . .	0
WP 0197 (4 pgs) . . . . .	0	Back Cover . . . . .	0



HEADQUARTERS  
DEPARTMENT OF THE ARMY  
WASHINGTON, D.C., 28 February 2013

**REPAIR PARTS AND SPECIAL TOOLS LIST  
(RPSTL) MANUAL  
COMMERCIAL-OFF-THE-SHELF (COTS)  
for  
MINE RESISTANT AMBUSH PROTECTED  
ALL TERRAIN VEHICLE (M-ATV)  
M1240  
NSN: 2355-01-575-9632 (EIC 1UT)  
M1240A1  
NSN: 2355-01-596-1330 (EIC 1ZW)  
M1245  
NSN: 2355-01-586-8070 (EIC 1VE)**

**REPORTING ERRORS AND RECOMMENDING IMPROVEMENTS**

(A) Army - You can help improve this publication. If you find any errors, or if you would like to recommend any improvements to the procedures in this publication, please let us know. The preferred method is to submit your DA Form 2028 (Recommended Changes to Publications and Blank Forms) through the Internet on the TACOM Unique Logistics Support Applications (TULSA) Web site. The Internet address is <https://tulsa.tacom.army.mil>. Access to all applications requires CAC authentication, and you must complete the Access Request form the first time you use it. The DA Form 2028 is located under the TULSA Applications on the left-hand navigation bar. Fill out the form and click on SUBMIT. Using this form on the TULSA Web site will enable us to respond more quickly to your comments and to better manage the DA Form 2028 program. You may also mail, e-mail, or fax your comments or DA Form 2028 directly to the U.S. Army TACOM Life Cycle Management Command. The postal mail address is U.S. Army TACOM Life Cycle Management Command, ATTN: AMSTA-LCL-MPP/ TECH PUBS, MS 727, 6501 E. 11 Mile Road, Warren, MI 48397-5000. The e-mail address is [tacomlcmc.daform2028@us.army.mil](mailto:tacomlcmc.daform2028@us.army.mil). The fax number is DSN 786-1856 or Commercial (586) 282-1856. A reply will be furnished to you.

(F) Air Force - For users without access to JCALS, submit AFTO Form 22 directly to WR/ALC/GRVEB, Robins AFB GA. Send in your recommended changes via electronic mail. Our e-mail address is [robins.ce.afto22@robins.af.mil](mailto:robins.ce.afto22@robins.af.mil).

\*This manual supersedes TM 9-2355-335-24P, 15 dated June 2011.

**COPYRIGHT RELEASE STATEMENT:** Oshkosh Corporation states this Commercial Off the Shelf (COTS) manual dated 28 February 2013 is free from copyright restrictions. The Government may edit, reprint, and distribute information in this manual as required.

**DISTRIBUTION STATEMENT C:** Distribution authorized to US Government agencies and their contractors; proprietary information. This publication is Administrative-Operational Use required for administrative and operational purposes, as determined on 02 October 2009. Other requests for this document shall be referred to U.S. Army TACOM Life Cycle Management Command, PM-MRAP, ATTN: AMSTA-LCC-MM/TECH PUBS, 6501 E. 11 Mile Road, Warren, MI 48397-5000.

**DESTRUCTION NOTICE:** Destroy by any method that will prevent disclosure of contents or reconstruction of the document.



## TABLE OF CONTENTS

	<u>WP Sequence No.</u>
INTRODUCTION .....	0001
 <b>GROUP 01 ENGINE</b>	
0100 ENGINE ASSEMBLY (M1240) .....	0002
0100 ENGINE SUPPORTS (M1240) .....	0003
0100 ENGINE SUPPORTS (M1240A1) .....	0004
 <b>GROUP 03 FUEL</b>	
0304 AIR CLEANER AND PIPING (M1240) .....	0005
0304 AIR CLEANER (M1240A1) .....	0006
0306 FUEL TANK ASSEMBLY (M1240) .....	0007
0306 FUEL TANK ASSEMBLY (M1240A1) .....	0008
0306 FUEL TANK ASSEMBLY (M1245) .....	0009
0306 FUEL SYSTEM PLUMBING (M1240) .....	0010
0306 FUEL SYSTEM ROUTING (M1240A1) .....	0011
0311 ETHER START KIT (M1240) .....	0012
0312 THROTTLE PEDAL (M1240) .....	0013
 <b>GROUP 04 EXHAUST SYSTEM</b>	
0401 EXHAUST SYSTEM (M1240) .....	0014
0401 EXHAUST SYSTEM (M1240A1) .....	0015
 <b>GROUP 05 COOLING SYSTEM</b>	
0501 CHARGE AIR COOLER PLUMBING (M1240) .....	0016
0501 COOLING SYSTEM (M1240) .....	0017
0501 COOLING ASSEMBLY (M1240A1) .....	0018
0501 RADIATOR PLUMBING (M1240) .....	0019
0501 RADIATOR PLUMBING (M1240A1) .....	0020
0501 SURGE TANK ASSEMBLY (M1240A1) .....	0021
0502 FAN SHROUD (M1240) .....	0022
0505 ACCESSORY DRIVE (M1240) .....	0023
 <b>GROUP 06 ELECTRICAL SYSTEM</b>	
0601 ALTERNATOR 570 AMP (M1240) .....	0024
0603 STARTER (M1240) .....	0025
0607 DASH COMPONENTS (M1240) .....	0026

**TABLE OF CONTENTS (CONTINUED)**

	<u>WP Sequence No.</u>
0607 CENTER CONSOLE PANEL (M1245) . . . . .	0027
0607 INSTRUMENT PANEL (M1245) . . . . .	0028
0607 LEFT HAND SWITCH PANEL (M1245). . . . .	0029
0607 RIGHT HAND SWITCH PANEL (M1245) . . . . .	0030
0608 BATTERY DISCONNECT (M1240) . . . . .	0031
0608 BATTERY DISCONNECT (M1245) . . . . .	0032
0608 CAPSULE ELECTRICAL OUTLET (M1245) . . . . .	0033
0608 MK44 ELECTRICAL OUTLET (M1245). . . . .	0034
0608 REAR CARGO ELECTRICAL OUTLET (M1245) . . . . .	0035
0609 EXTERIOR LIGHTS (M1240) . . . . .	0036
0609 EXTERIOR LIGHTS (M1240A1) . . . . .	0037
0609 REAR LIGHTS AND WIRING (M1240A1) . . . . .	0038
0609 SPOTLIGHTS (M1245) . . . . .	0039
0612 BATTERY DISCONNECT ASSEMBLY. . . . .	0040
0612 BATTERY AND ISOLATER ASSEMBLIES. . . . .	0041
0612 BATTERY BOX ASSEMBLIES (M1240A1) . . . . .	0042
0612 BATTERY, DRIVER SIDE (M1245) . . . . .	0043
0612 BATTERY, PASSENGER SIDE (M1245) . . . . .	0044
0613 CAPSULE ELECTRIC AND WIRING (M1240) . . . . .	0045
0613 CAPSULE ELECTRIC (M1240A1). . . . .	0046
0613 CAPSULE WIRING (M1240A1). . . . .	0047
0613 CAPSULE ELECTRIC (M1245). . . . .	0048
0613 EMI BOND AND GROUND (M1240A1). . . . .	0049
0613 EMI BOND AND GROUND, CAPSULE (M1245) . . . . .	0050
0613 EMI BOND AND GROUND, CHASSIS (M1245) . . . . .	0051
0613 EMI FILTER AND WASHER PUMP WIRE HARNESS (M1245) . . . . .	0052
0613 J1939 CAB HARNESS (M1240) . . . . .	0053
0613 J1939 CHASSIS HARNESS (M1240) . . . . .	0054
0613 POWER DISTRIBUTION (M1240). . . . .	0055
0613 POWER DISTRIBUTION (M1240A1) . . . . .	0056
0613 POWER DISTRIBUTION (M1245). . . . .	0057
0613 SLAVE RECEPTACLE . . . . .	0058
0613 WIRE HARNESS, CHASSIS (M1240) . . . . .	0059

**TABLE OF CONTENTS (CONTINUED)**

		<u>WP Sequence No.</u>
0613	WIRE HARNESS, CHASSIS (M1240A1) . . . . .	0060
0613	WIRE HARNESS, CHASSIS (M1245) . . . . .	0061
0613	WIRE HARNESS, ENGINE AND TRANSMISSION (M1240) . . . . .	0062
0613	WIRE HARNESS, ENGINE AND TRANSMISSION (M1240A1) . . . . .	0063
0613	WIRE HARNESS, ENGINE (M1245) . . . . .	0064
0613	WIRE HARNESS, HOOD HEADLIGHT (M1240) . . . . .	0065
0613	WIRE HARNESS, REAR LIGHT (M1240) . . . . .	0066
 <b>GROUP 07 TRANSMISSION</b>		
0710	TRANSMISSION ASSEMBLY (M1240) . . . . .	0067
 <b>GROUP 08 TRANSMISSION ASSEMBLY</b>		
0801	TRANSFER CASE ASSEMBLY (M1240) . . . . .	0068
0801	TRANSFER CASE MOUNTING HARDWARE (M1240A1) . . . . .	0069
 <b>GROUP 09 PROPELLER SHAFTS</b>		
0900	DRIVE SHAFTS (M1240) . . . . .	0070
0900	HALF SHAFT ASSEMBLY (M1240) . . . . .	0071
 <b>GROUP 10 FRONT AXLE</b>		
1002	FRONT DIFFERENTIAL ASSEMBLY (M1240) . . . . .	0072
1004	CONTROL ARM ASSEMBLY (M1240) . . . . .	0073
 <b>GROUP 11 REAR AXLE</b>		
1102	REAR DIFFERENTIAL ASSEMBLY (M1240) . . . . .	0074
 <b>GROUP 12 BRAKES</b>		
1202	BRAKE COMPONENTS (M1240) . . . . .	0075
1204	SECONDARY BRAKE (M1245) . . . . .	0076
1208	AIR SYSTEM (M1240) . . . . .	0077
1208	CHASSIS AIR COMPONENTS (M1240A1) . . . . .	0078
1208	CHASSIS AIR COMPONENTS (M1245) . . . . .	0079
1208	CHASSIS AIR LINES (M1240A1) . . . . .	0080
1208	CHASSIS AIR LINES (M1245) . . . . .	0081
1208	CHASSIS AIR SUPPLY (M1240A1) . . . . .	0082
1208	CHASSIS BRAKE COMPONENTS (M1240A1) . . . . .	0083
1208	TREADLE VALVE (M1240) . . . . .	0084

**TABLE OF CONTENTS (CONTINUED)**

**WP Sequence No.**

**GROUP 13 WHEELS**

1311	CTIS CONTROLLER (M1240A1) .....	0085
1311	WHEEL END ASSEMBLY (M1240) .....	0086
1311	WHEEL DRIVE ASSEMBLY (M1240) .....	0087
1311	WHEEL AND TIRE ASSEMBLY (M1240) .....	0088
1311	WHEEL AND TIRE ASSEMBLY (M1240A1) .....	0089

**GROUP 14 STEERING**

1401	STEERING COLUMN (M1240) .....	0090
1401	STEERING GEARS (M1240) .....	0091
1407	POWER STEERING HYDRAULICS (M1240) .....	0092

**GROUP 15 FRAME, TOWING ATTACHMENTS, AND DRAWBAR**

1501	CAPSULE HULL MOUNTS (M1240) .....	0093
1501	CAPSULE HULL MOUNTS (M1240A1) .....	0094
1501	CARGO DECK MOUNTING (M1240) .....	0095
1501	CARGO DECK MOUNTING (M1240A1) .....	0096
1501	CARGO DECK MOUNTING (M1245) .....	0097
1501	FRAME RAILS AND FRAME STRUCTURE (M1240) .....	0098
1501	FRAME RAILS (M1240A1) .....	0099
1501	FRAME STRUCTURE (M1240A1) .....	0100
1501	FRAME STRUCTURE (M1245) .....	0101
1501	REAR FRAME SECTION (M1245) .....	0102
1501	SIDEPLATE ASSEMBLY (M1240) .....	0103
1501	FRONT SIDEPLATES AND MOUNTING HARDWARE (M1240A1) .....	0104
1501	FRONT BUMPER (M1240) .....	0105
1501	FRONT BUMPER (M1240A1) .....	0106
1501	FRONT BUMPER (M1245) .....	0107
1501	PUSH BUMPER .....	0108
1503	PINTLE ASSEMBLY .....	0109
1503	TOWBAR STOWAGE (M1245) .....	0110
1504	SPARE TIRE MOUNT (M1240) .....	0111
1504	SPARE TIRE MOUNT (M1240A1) .....	0112
1504	SPARE TIRE MOUNT (M1245) .....	0113



**TABLE OF CONTENTS (CONTINUED)**

**WP Sequence No.**

**GROUP 16 SPRINGS AND SHOCK ABSORBERS**

1604	SHOCKS (M1240) .....	0114
1604	FRONT SHOCK ASSEMBLY (M1240A1).....	0115
1604	REAR SHOCK ASSEMBLY (M1240A1).....	0116

**GROUP 18 BODY, CAB, HOOD, AND HULL**

1801	CAPSULE BELLY DEFLECTORS AND MOUNTING (M1240) .....	0117
1801	CAPSULE BELLY DEFLECTORS AND MOUNTING (M1240A1) .....	0118
1801	CAPSULE DEFLECTORS (M1240A1).....	0119
1801	CAPSULE DEFLECTORS (M1245) .....	0120
1801	CAPSULE EXTERIOR BRACKETS AND STEPS (M1240) .....	0121
1801	CAPSULE EXTERIOR BRACKETS (M1240A1).....	0122
1801	CAPSULE EXTERIOR BRACKETS (M1245) .....	0123
1801	CAPSULE STEPS (M1240A1) .....	0124
1801	CAPSULE SHELL (M1240) .....	0125
1801	CAPSULE SHELL (M1240A1) .....	0126
1801	CAPSULE SHELL (M1245) .....	0127
1801	DASHBOARD INSTALLATION (M1240) .....	0128
1801	DASHBOARD INSTALLATION (M1240A1) .....	0129
1801	DOORS AND WINDOWS (M1240).....	0130
1801	DOORS AND B-PILLAR HANDLES (M1240A1).....	0131
1801	DOORS AND MOUNTING (M1245).....	0132
1801	INGRESS ACCESSORIES (M1245) .....	0133
1801	GLOVE BOX COVER (M1240).....	0134
1801	GLOVE BOX COVER (M1240A1) .....	0135
1801	GLOVE BOX COVER (M1245).....	0136
1801	HALO LIGHT BRACKETS (M1245) .....	0137
1801	HOOD ASSEMBLY AND INNER FENDERS (M1240).....	0138
1801	HOOD ASSEMBLY (M1240A1) .....	0139
1801	HOOD ASSEMBLY (M1245) .....	0140
1801	HOOD ACCESS STEPS (M1245) .....	0141
1801	HOOD SUPPORT ASSEMBLY (M1240) .....	0142
1801	HOOD SUPPORT ASSEMBLY (M1240A1) .....	0143
1801	INTERIOR TRIM (M1240).....	0144

---

**TABLE OF CONTENTS (CONTINUED)**

	<u>WP Sequence No.</u>
1801 INTERIOR TRIM (M1240A1) .....	0145
1801 INTERIOR TRIM (M1245) .....	0146
1802 FRONT DEBRIS GUARDS (M1240A1) .....	0147
1802 FRONT FENDER ASSEMBLY (M1240A1) .....	0148
1802 FRONT FENDER AND MUD PROTECTION ASSEMBLY (M1245) .....	0149
1802 INNER FRONT FENDER (M1240A1) .....	0150
1802 SPLASH GUARDS (M1240A1) .....	0151
1802 WHEEL DEFLECTOR KIT (M1240) .....	0152
1802 DOOR ARMORED GLASS ASSEMBLIES (M1245) .....	0153
1802 WINDSHIELD ASSEMBLY (M1245) .....	0154
1806 SEATS AND SEAT BELTS (M1240) .....	0155
1806 SEAT ASSEMBLIES (M1240A1) .....	0156
1806 SEAT ASSEMBLY, DRIVER (M1245) .....	0157
1806 SEAT ASSEMBLY, REAR (M1245) .....	0158
1806 SEAT BELT ASSEMBLY (M1240A1) .....	0159
1806 SEAT BELT ASSEMBLY, DRIVER (M1245) .....	0160
1806 SEAT BELT ASSEMBLY, PASSENGER (M1245) .....	0161
1806 FLOOR MATS (M1240A1) .....	0162
1806 FLOOR MATS (M1245) .....	0163
1808 A-KIT AND C4ISR ASSEMBLY (M1240) .....	0164
1808 A-KIT AND C4ISR ASSEMBLY (M1240A1) .....	0165
1808 A-KIT,C4ISR AND CHECK 6 (M1245) .....	0166
1808 CVRJ DUKE MOUNTING ASSEMBLY (M1240A1) .....	0167
1808 GFE CABINETS (M1245) .....	0168
1808 GFE RACK (M1240A1) .....	0169
1808 GFE RACK (M1245) .....	0170
1808 HVAC GFE RACK (M1245) .....	0171
1808 STOWAGE BOX ASSEMBLIES (M1240A1) .....	0172
1808 STOWAGE BOX ASSEMBLY (M1245) .....	0173
1810 CARGO DECK ASSEMBLY (M1240) .....	0174
1810 CARGO DECK ASSEMBLY (M1240A1) .....	0175
1810 CARGO DECK ASSEMBLY (M1245) .....	0176
1810 CARGO FENDERS AND MOUNTING (M1240A1) .....	0177

**TABLE OF CONTENTS (CONTINUED)**

		<u>WP Sequence No.</u>
1810	CARGO BODY (M1245) . . . . .	0178
1810	LEFT CARGO DOOR ASSEMBLY (M1245). . . . .	0179
1810	RIGHT CARGO DOOR ASSEMBLY (M1245) . . . . .	0180
1810	LEFT REAR CARGO DOOR ASSEMBLY (M1245) . . . . .	0181
1810	RIGHT REAR CARGO DOOR ASSEMBLY (M1245). . . . .	0182
 <b>GROUP 19 TURRET</b>		
1901	GUNNER PLATFORM ASSEMBLY (M1240A1). . . . .	0183
1903	M1114 WEAPON MOUNT ASSEMBLY (M1240). . . . .	0184
1903	TURRET ASSEMBLY (M1240A1) . . . . .	0185
1903	ARMORED HATCH WEAPON MOUNT (M1245). . . . .	0186
1903	REMOTE WEAPON SYSTEM (M1245) . . . . .	0187
 <b>GROUP 20 WINCH</b>		
2001	WINCH (M1240) . . . . .	0188
2001	WINCH ASSEMBLY (M1240A1). . . . .	0189
 <b>GROUP 22 BODY, CHASSIS OR HULL, AND ASSEMBLY ITEMS</b>		
2201	CARGO COVER (M1240). . . . .	0190
2201	BLACKOUT CURTAINS (M1245). . . . .	0191
2201	QUICK LOCK WALL (M1245). . . . .	0192
2201	QUICK LOCK FLOOR (M1245) . . . . .	0193
2202	CARGO ACCESS LADDER (M1245). . . . .	0194
2202	MIRROR ASSEMBLY (M1240). . . . .	0195
2202	AUXILIARY MIRRORS (M1240A1) . . . . .	0196
2202	WINDSHIELD WIPERS ASSEMBLY (M1240) . . . . .	0197
2202	WINDSHIELD WIPERS ASSEMBLY (M1245) . . . . .	0198
2210	LABELS (M1240A1) . . . . .	0199
 <b>GROUP 42 ELECTRICAL EQUIPMENT</b>		
4202	CHECK 6 (M1240A1) . . . . .	0200
 <b>GROUP 43 HYDRAULIC, FLUID, AIR, AND VACUUM SYSTEMS</b>		
4317	AIR SOLENOID MANIFOLD (M1240). . . . .	0201
 <b>GROUP 52 REFRIGERATION AND AIR CONDITIONING COMPONENTS</b>		
5200	HEATING/AIR CONDITIONING ENGINE (M1240) . . . . .	0202
5200	HVAC COMPRESSOR AND PIPING (M1240A1). . . . .	0203

**TABLE OF CONTENTS (CONTINUED)**

	<u>WP Sequence No.</u>
5247 HEATING/AIR CONDITIONING CAB (M1240) .....	0204
5247 HVAC REAR ASSEMBLY (M1245) .....	0205
<b>GROUP 64 VENTILATING FANS AND BLOWERS</b>	
6401 CARGO GFE COOLING FANS (M1245) .....	0206
<b>GROUP 67 PRECISION INSTRUMENTS AND SYSTEMS</b>	
6703 ANTENNA PLATFORM (M1240A1) .....	0207
6713 ARMY GFE CABLES (M1240A1) .....	0208
6713 ARMY GFE CABLES (M1245) .....	0209
6713 MARINE GFE CABLES (M1240A1) .....	0210
<b>GROUP 76 FIRE FIGHTING EQUIPMENT COMPONENTS</b>	
7639 FIRE SUPPRESSION SYSTEM (M1240) .....	0211
7639 FIRE SUPPRESSION CAPSULE (M1240A1) .....	0212
7639 FIRE SUPPRESSION CAPSULE (M1245) .....	0213
7639 FIRE SUPPRESSION ENGINE COMPARTMENT (M1240A1) .....	0214
7639 FIRE SUPPRESSION ENGINE COMPARTMENT (M1245) .....	0215
7639 FIRE SUPPRESSION FRONT WIRING (M1240A1) .....	0216
7639 FIRE SUPPRESSION FRONT TIRE CYLINDER AND PIPING (M1240A1) .....	0217
7639 FIRE SUPPRESSION FRONT TIRE CYLINDER AND PIPING (M1245) .....	0218
7639 FIRE SUPPRESSION PIPING (M1240A1) .....	0219
7639 FIRE SUPPRESSION PIPING (M1245) .....	0220
7639 FIRE SUPPRESSION REAR TIRE CYLINDER AND PIPING (M1240A1) .....	0221
7639 FIRE SUPPRESSION REAR TIRE CYLINDER AND PIPING (M1245) .....	0222
KITS .....	0223
BULK ITEMS LIST (M1240) .....	0224
BULK ITEMS LIST (M1240A1) .....	0225
BULK ITEMS LIST (M1245) .....	0226
SPECIAL TOOLS LIST (M1240) .....	0227
SPECIAL TOOLS LIST (M1240A1) .....	0228
SPECIAL TOOLS LIST (M1245) .....	0229
PART NUMBER TO NATIONAL STOCK NUMBER (NSN) CROSS REFERENCE .....	0230

## **CHAPTER 1**

### **REPAIR PARTS AND SPECIAL TOOLS LIST FOR M1240, M1240A1, AND M1245**



**INTRODUCTION**

**SCOPE**

This Repair Parts and Special Tools List (RPSTL) contains parts for the M-ATV Base Model M1240, M-ATV Variant Model M1240A1, and the M-ATV Variant Model M1245. While the majority of parts and quantities are common between the three models (M1240, M1240A1, & M1245), variant specific figures have been created to show differences in configuration. M-ATV Variant Model M1240A1 and the M-ATV Variant Model M1245 figures should be used in conjunction with the comparable figure(s) for the M-ATV M1240 Base Model when applicable. Additionally, M-ATV Variant Model M1240A1 and M1245 figures may be referenced for Base Model M1240 vehicles that have been modified with multiple field service upgrade kits.

**GENERAL**

In addition to this Introduction work package, this Parts Manual is divided into the following work packages:

**Repair Parts List Work Package.** This work package includes a list of spares and repair parts authorized by this RPSTL for use in the performance of maintenance. MRP (Mandatory Replacement Parts) are identified in many illustrations by a circle around the callout. Figures with more than one illustration are identified as Sheet 1 of the final page count. Repair parts kits and consumables are listed separately in their own figures.

**Special Tools List Work Package.** This work package includes a list of special tools, and special support equipment authorized by this RPSTL. Tools that are components of common tool sets are not listed.

**Part Number to National Stock Number (NSN) Cross Reference Work Package.** This work package lists all referenced part numbers and their associated NSN if available.

**EXPLANATION OF COLUMNS IN THE REPAIR PARTS AND SPECIAL TOOLS LIST WORK PACKAGES**

**EXAMPLE**

(1) FIG.	(2) ITEM	(3) PART NO.	(4) DESCRIPTION	(5) QTY.	(6) U/M
			GROUP 0100 ENGINE ASSEMBLY FIG. 001 ENGINE ASSEMBLY (M1240)		
1	1	3660751	CLIP, CUSHION . . . . .	2	EA

**Column (1) - Fig.** Number assigned to identify the figure or illustration.

**Column (2) – Item.** This number is assigned to the listing entry and is used to identify items in the illustration. Not all items are called out in the illustrations. Items not identified by an Item Number are labeled NI, (Not Illustrated).

**Column (3) – Part No.** Indicates the primary number used by the manufacturer (individual, company, firm, corporation, or government entity, which controls the design and characteristics of the item by means of its engineering drawings, specification standards, and inspection requirements) to identify an item or range of items, or it is a number issued by vehicle OEM to identify the item.

**Column (4) – Description.** Indicates the item name and, when required, the minimum description to identify the item.

**Column (5) – Qty.** Indicates the quantity of an item per assembly.

**Column (6) – Unit of Measure (U/M).** Indicates the measure used in performing the actual maintenance function. This measure is expressed by two-character alphabetical abbreviations (e.g., EA, IN, PR). If the unit of measure differs from the unit of issue, requisition the lowest unit of issue that will satisfy the requirements.

**EXPLANATION OF COLUMNS IN THE BULK ITEM LIST WORK PACKAGES**

**EXAMPLE**

(1) NSN	(2) CAGE CODE	(3) PART NUMBER	(4) DESCRIPTION	(5) QTY.
4720-01-164-7803	45152	40AW168	HOSE, NONMETALLIC. . . . .	1

**Column (1) – NSN.** This column lists the NSN by National Identification Number.

**Column (2) – CAGE CODE.** The Commercial and Government Entity Code (CAGE) is a 5 digit numeric code, which is used to identify the manufacturer, distributor, or Government agency, etc., that supplies the item.

**Column (3) – PART NUMBER.** Indicates the primary number used by the manufacturer (individual, company, firm, corporation, or government entity, which controls the design and characteristics of the item by means of its engineering drawings, specification standards, and inspection requirements) to identify an item or range of items, or it is a number issued by vehicle OEM to identify the item.

**Column (4) – DESCRIPTION.** Indicates the item name and, when required, the minimum description to identify the item.

**Column (5) – Qty.** Indicates the quantity of an item required per vehicle.

**EXPLANATION OF COLUMNS IN THE PART NUMBER TO NATIONAL STOCK NUMBER (NSN) CROSS REFERENCE WORK PACKAGE**

Part numbers in this cross reference are listed by part number in ascending alphanumeric sequence.

**PART NUMBER Column.** Indicates the part number assigned to the item.

**CAGE CODE Column.** Indicates the manufacturer, distributor, or Government agency activity that supplies the item.

**NSN Column.** This column lists the associated National Stock Number.

**END OF WORK PACKAGE**



---

**FIELD AND SUSTAINMENT MAINTENANCE  
ENGINE ASSEMBLY (M1240)**

---

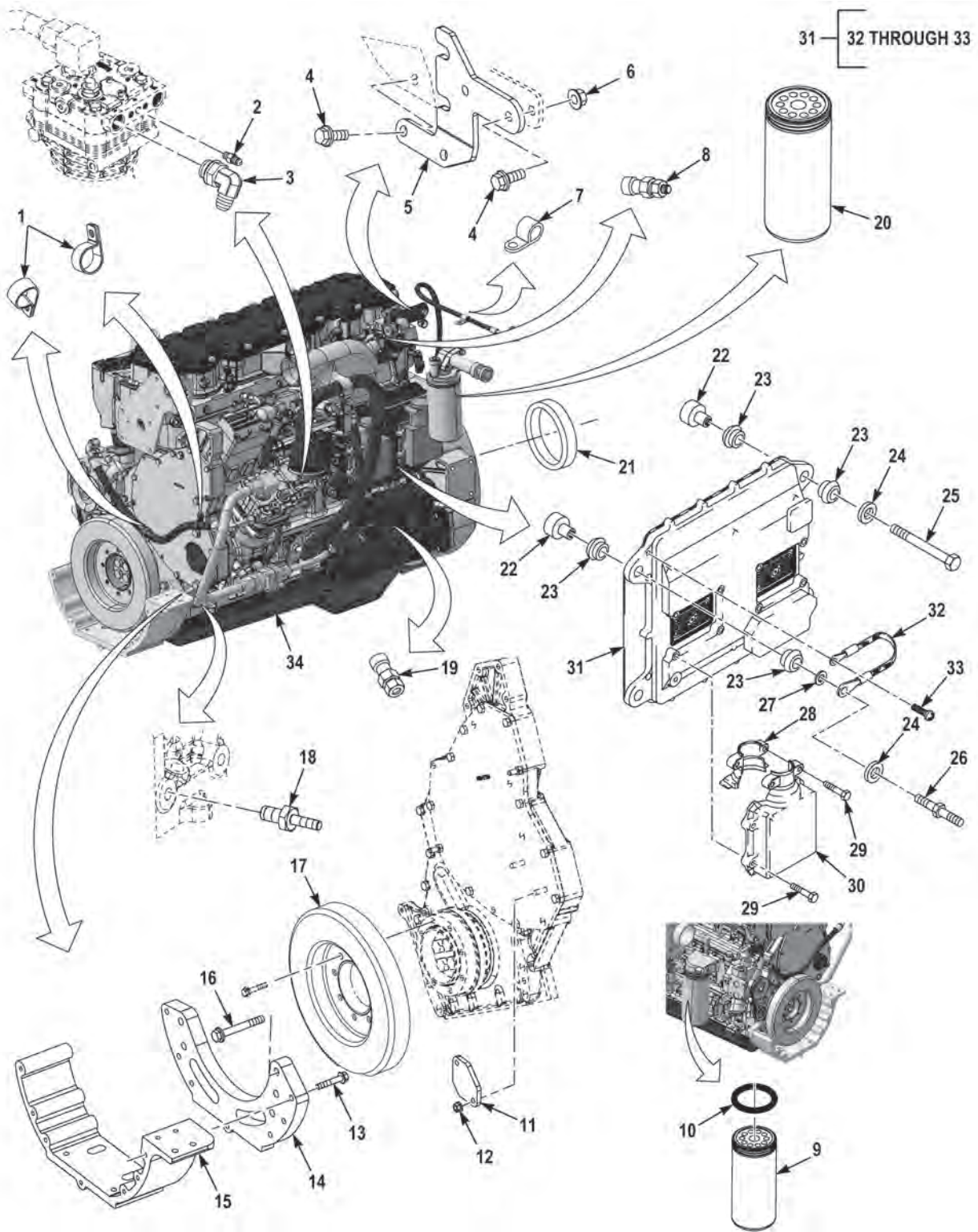


FIGURE 1 - ENGINE ASSEMBLY (M1240)

(1) FIG.	(2) ITEM	(3) PART NO.	(4) DESCRIPTION	(5) QTY.	(6) U/M
			GROUP 0100 ENGINE ASSEMBLY FIG. 1 ENGINE ASSEMBLY (M1240)		
1	1	3660751	CLIP, CUSHION . . . . .	2	EA
1	2	54339AX	FITTING, 45, 4JIC. . . . .	1	EA
1	3	24524FX	FITTING, 90, 12JIC. . . . .	1	EA
1	4	3524927053	SCREW, FLANGED, HEXAGON HEAD, M10-1.5 X 25 . . . . .	4	EA
1	5	3681616	BRACKET, AIR SENSOR MOUNTING . . . . .	1	EA
1	6	3524928003	NUT, SELF-LOCKING, HEXAGON HEAD, M10-1.5 . .	2	EA
1	7	2286HX	CLIP, CUSHION . . . . .	1	EA
1	8	191-6587	SENSOR, GP TEMPERATURE . . . . .	1	EA
1	9	3721588	FILTER, ENGINE OIL. . . . .	1	EA
1	10	3703936	O-RING, ENGINE OIL FILL . . . . .	1	EA
1	11	3823433	PLATE, BLOCKOFF, ENGINE OIL. . . . .	1	EA
1	12	3524928002	NUT, SELF-LOCKING, HEXAGON HEAD, M8-1.25 . .	2	EA
1	13	3478412	SCREW, CAP, HEXAGON HEAD, .38-16 X 2 . . . . .	7	EA
1	14	3820498	PLATE, ENGINE MOUNT, FRT . . . . .	1	EA
1	15	3831176	BRACKET, ENGINE MOUNT, FRT. . . . .	1	EA
1	16	3524927096	SCREW, FLANGED, HEXAGON HEAD, M12-1.75 X 90 . . . . .	5	EA
1	17	167-8121	DAMPER . . . . .	1	EA
1	18	3824955	STUD . . . . .	1	EA
1	19	19KP348	SENSOR, OIL PRESSURE . . . . .	1	EA
1	20	6KP470	FILTER, FUEL . . . . .	1	EA
1	21	7C-3571	CRANK, SEAL . . . . .	1	EA
1	22	101-3128	SPACER, STEPPED . . . . .	4	EA
1	23	8T-9655	MOUNT, ISOLATION. . . . .	8	EA
1	24	9N-0869	WASHER, FLAT M8.8 . . . . .	4	EA
1	25	5P-8347	SCREW, CAP, HEX HEAD M8-1.25 X 70 MM . . . . .	3	EA
1	26	143-9392	STUD M8-1.25 . . . . .	1	EA
1	27	9M-1974	WASHER, FLAT M8.8 . . . . .	1	EA
1	28	230-7693	INSERT, PANEL . . . . .	1	EA
1	29	232-1693	BOLT, ASSEMBLED WASH M6-1 X 35 MM . . . . .	6	EA
1	30	230-7682	COVER, ACCESS SHIELD. . . . .	1	EA
1	31	19KP352	ENGINE CONTROL MODULE, FLASHED, M1240 . . . .	1	EA
1	31	28KP748	ENGINE CONTROL MODULE, FLASHED, M1240A1. .	1	EA
1	32	7X-6315	. STRAP ELECTRICAL GROUNDING. . . . .	1	EA
1	33	184-2472	. SCREW, MACHINE #8-32 X 9.52 MM . . . . .	1	EA
1	34	3855783	ENGINE, M1240, DRESSED . . . . .	1	EA
1	34	4010938	ENGINE, M1240A1, DRESSED . . . . .	1	EA

---

(1) FIG.	(2) ITEM	(3) PART NO.	(4) DESCRIPTION	(5) QTY.	(6) U/M
1	34	344-9495	ENGINE,UNDRESSED,USMC AND AIR FORCE ONLY.....	1	EA

END OF FIGURE

---

**FIELD AND SUSTAINMENT MAINTENANCE  
ENGINE SUPPORTS (M1240)**

---

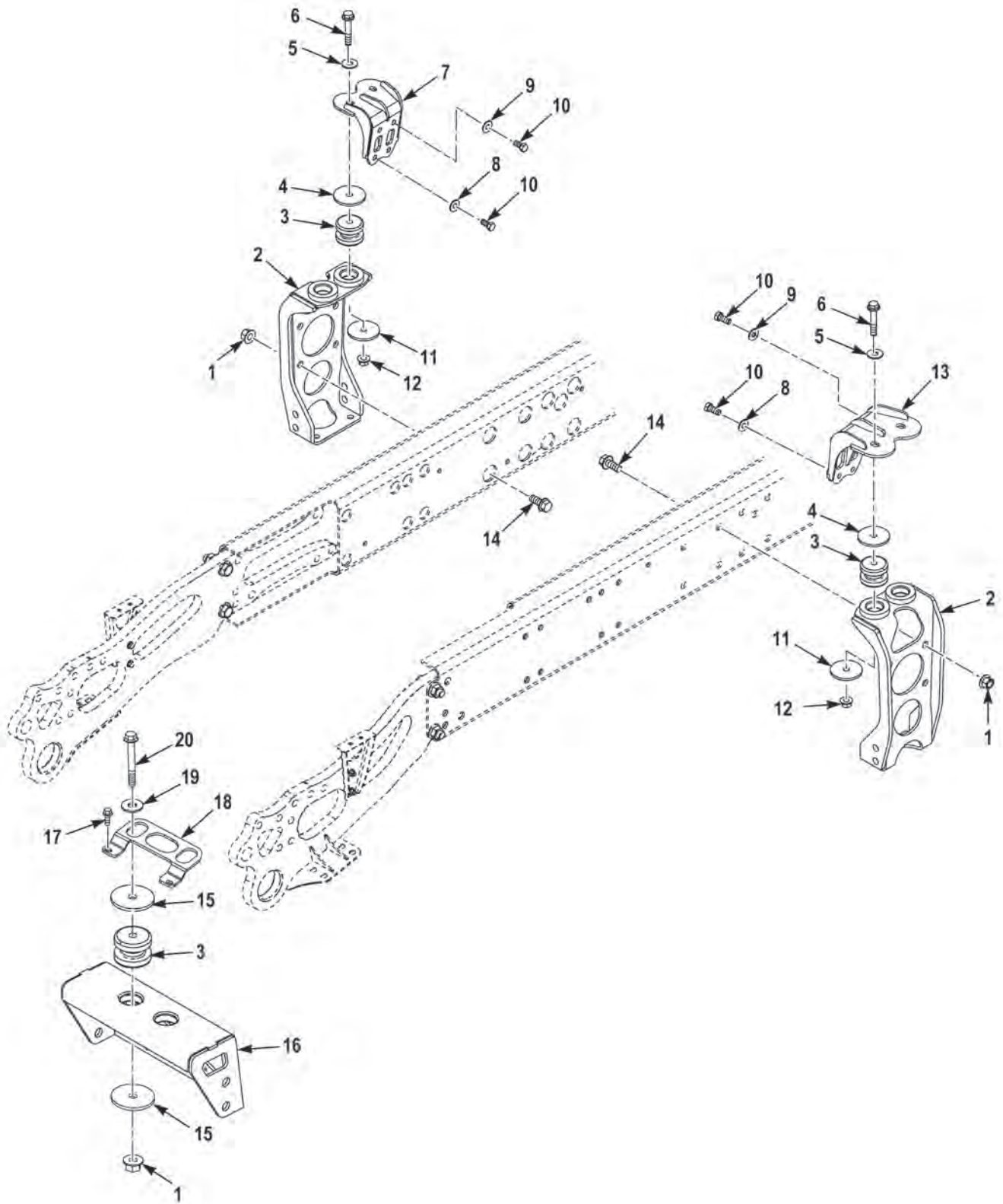


FIGURE 2 - ENGINE SUPPORTS (M1240)

(1) FIG.	(2) ITEM	(3) PART NO.	(4) DESCRIPTION	(5) QTY.	(6) U/M
			GROUP 0100 ENGINE ASSEMBLY FIG. 2 ENGINE SUPPORTS (M1240)		
2	1	3616604	NUT, SELF-LOCKING, HEXAGON, 3/4-10 . . . . .	8	EA
2	2	3821643	MOUNT, REAR ENG & STRG TRAY . . . . .	2	EA
2	3	26541AX	MOUNT, CENTER BONDED . . . . .	6	EA
2	4	3845306	WASHER, FLAT .67 X 3.50 X .10 ZY . . . . .	4	EA
2	5	3416534	WASHER, FLAT .68 X 1.75 X .06 DA. . . . .	4	EA
2	6	3524931167	SCREW, FLANGED, HEXAGON HEAD, M16-2.0 X 90 . . . . .	4	EA
2	7	3845298	BRACKET, ENGINE MOUNT, WELDMENT RR, RH . .	1	EA
2	8	3584325	WASHER, FLAT .56 X 1.38 X .109 DA HDN . . . . .	4	EA
2	9	3845355	WASHER, FLAT .56 X 1.56 X .10 ZY . . . . .	4	EA
2	10	3524931124	SCREW, FLANGED, HEXAGON HEAD, M8-1.25 X 14 . . . . .	8	EA
2	11	3278078	WASHER, FLAT, .66 X 3.50 X .25 UF PRIMED . . . . .	2	EA
2	12	3524928006	NUT, SELF-LOCKING, HEXAGON HEAD, M16-2.0 . .	6	EA
2	13	3845300	BRACKET, ENGINE MOUNT, WELDMENT RR, LH . .	1	EA
2	14	1336700	BOLT, MACHINE, 3/4-10 X 1 3/4 . . . . .	8	EA
2	15	127326A	WASHER, FLAT .62 X 2.81 X .19 ZP . . . . .	4	EA
2	16	3831157	BRACKET, FR ENGINE MOUNT, WELDMENT . . . . .	1	EA
2	17	1606140	SCREW, CAP, HEXAGON HEAD, 1/4-20 X 3/4 . . . . .	2	EA
2	18	3831268	RETAINER, BOLT. . . . .	1	EA
2	19	1387HX	WASHER, FLAT, 5/8. . . . .	8	EA
2	20	3524927160	SCR, FLG, HEX M16-2.0 X 130C10.9 DG . . . . .	2	EA

END OF FIGURE





---

**FIELD AND SUSTAINMENT MAINTENANCE  
ENGINE SUPPORTS (M1240A1)**

---

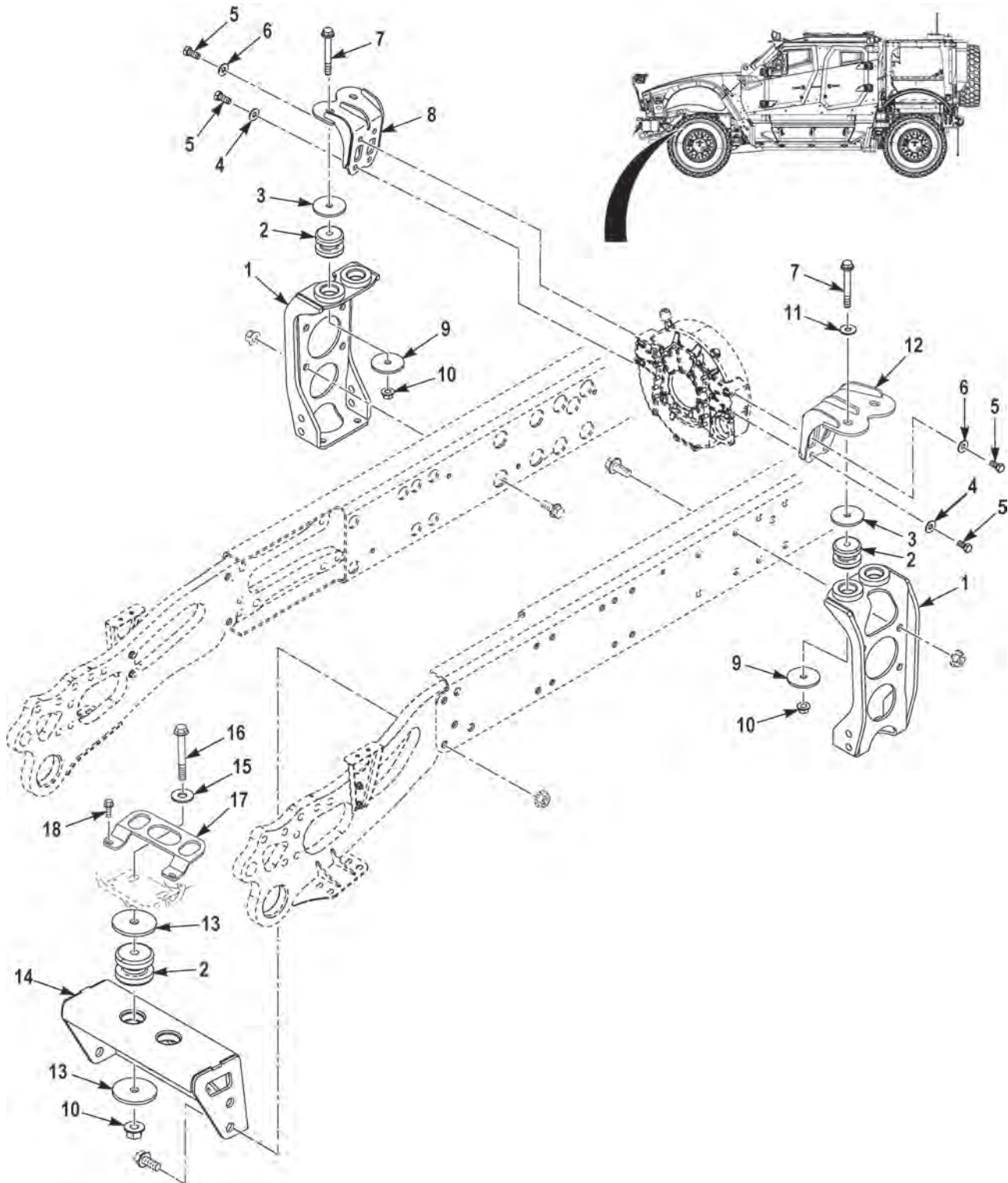


FIGURE 3 - ENGINE SUPPORTS (M1240A1)

(1) FIG.	(2) ITEM	(3) PART NO.	(4) DESCRIPTION	(5) QTY.	(6) U/M
			GROUP 0100 ENGINE ASSEMBLY FIG. 3 ENGINE SUPPORTS (M1240A1)		
3	1	3821643	BRACKET,MOUNTING, . . . . .	2	EA
3	2	J-7165-1	MOUNT,RESILIENT,WEAPON SYSTEM. . . . .	6	EA
3	3	3845306	WASHER,FLAT,.67 X 3.50 X .10 ZY . . . . .	4	EA
3	4	10823-04744	WASHER,FLAT,.56 X 1.38 X .109 DA HDN. . . . .	4	EA
3	5	10823-07771	SCREW,CAP,HEX HEAD,M14-2.0 X 30 MM . . . . .	8	EA
3	6	3845355	WASHER,FLAT,.56 X 1.56 X .10 ZY . . . . .	4	EA
3	7	3524931167	SCREW,CAP,HEX HEAD,M16-2.0 X 100 MM . . . . .	4	EA
3	8	3845298	BRACKET,RR,RH. . . . .	1	EA
3	9	3278078	WASHER,FLAT,.66 X 3.50 X .25 . . . . .	4	EA
3	10	3524928006	NUT,SELF-LOCKING,M16-2.0 . . . . .	6	EA
3	11	MS27183-22	WASHER,FLAT,.68 X 1.75 X .06 DA . . . . .	2	EA
3	12	3845300	BRACKET,RR,LH . . . . .	1	EA
3	13	9810145-03	WASHER,FLAT,.62 X 2.81 X .19 ZY . . . . .	4	EA
3	14	3831157	BRACKET,FRONT . . . . .	1	EA
3	15	1387HX	WASHER,FLAT,.69 X 1.75 X .13 ZY . . . . .	2	EA
3	16	3524927160	SCREW,FLANGED,HEX,M16-2.0 X 130 MM . . . . .	2	EA
3	17	3831268	RETAINER,BOLT . . . . .	1	EA
3	18	110961	SCREW,CAP,HEX HEAD,.25-20 X .75 G5 ZY. . . . .	2	EA

END OF FIGURE



---

**FIELD AND SUSTAINMENT MAINTENANCE  
AIR CLEANER AND PIPING (M1240)**

---

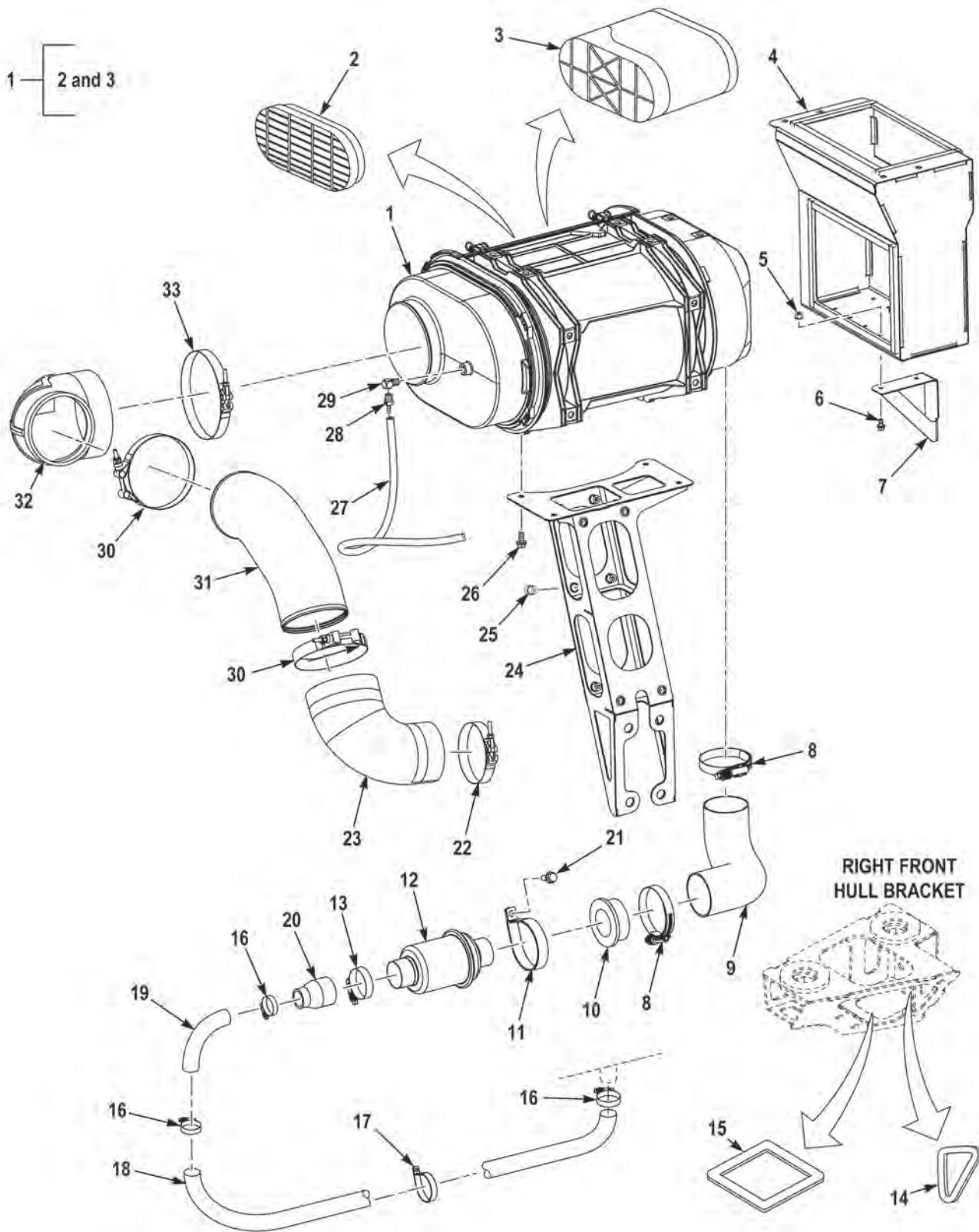


FIGURE 4 - AIR CLEANER AND PIPING (M1240)

(1) FIG.	(2) ITEM	(3) PART NO.	(4) DESCRIPTION	(5) QTY.	(6) U/M
			GROUP 0304 AIR CLEANER		
			FIG. 4 AIR CLEANER AND PIPING (M1240)		
4	1	3819531	AIR CLEANER ASSEMBLY .....	1	EA
4	2	P607557	. FILTER, SAFETY .....	1	EA
4	3	P608677	. PRIMARY FILTER, ELEMENT INTAKE .....	1	EA
4	4	3820854	BOX, COLD AIR INTAKE .....	1	EA
4	5	3436678	NUT, PLAIN, EXTENDED WASHER, HEXAGON, 1/4-20 .....	4	EA
4	6	3429391	SCREW, HEX HEAD, FLANGED, 1/4-20 X 1/2 .....	4	EA
4	7	3820794	BRACKET, COLD AIR INTAKE SUPPORT .....	2	EA
4	8	1970860	CLAMP, HOSE, 2.75-3.63 .....	2	EA
4	9	3823292	HOSE, AIR SUCTION 3.00 ID .....	1	EA
4	10	3820796	ADAPTER, SLEEVE .....	1	EA
4	11	3400915	CLIP, RETAINING .....	1	EA
4	12	3693455	VALVE, CHECK, ASPIRATOR .....	1	EA
4	13	1970850	CLAMP, HOSE 1.75-2.63 .....	1	EA
4	14	1467160-4	QUICKEDGE .135-.250 THK .....	1	EA
4	15	1467160-5	QUICKEDGE .135-.250 THK .....	1	EA
4	16	1970840	CLAMP, HOSE 1.06-2.00 .....	2	EA
4	17	2681HX	CLAMP, LOOP .....	1	EA
4	18	3704186-80	HOSE, AIR SUCTION, HOT 1.50 ID. ....	1	EA
4	19	3825245	TUBE .....	1	EA
4	20	3825241	HOSE, INTAKE, ST 2.00-1.50 RB .....	1	EA
4	21	3266315	SCREW, FLANGED, HEXAGON HEAD, .31-18 X 1.00	2	EA
4	22	3051092	CLAMP, T-BOLT 4.25-4.80 .....	1	EA
4	23	3236733	ELBOW, 90, AIR INTAKE .....	1	EA
4	24	3820695	AIR CLEANER SUPPORT .....	1	EA
4	25	2026010	INSERT, SCREW THREAD .31-18 .....	3	EA
4	26	3524927024	SCREW, FLANGED, HEXAGON HEAD, M8-1.25 X 20 .....	4	EA
4	27	40AW168-120	HOSE, WINDSHIELD WASHER .....	1	EA
4	28	3716084	FITTING, STRAIGHT .....	1	EA
4	29	3606658	FITTING, ELBOW .....	1	EA
4	30	3749705	CLAMP, T-BOLT 5.19-5.67 .....	2	EA
4	31	3834863	TUBE, INTAKE 5.0 AL .....	1	EA
4	32	131807A	ELBOW, 90, REDUCER, 6.00 ID, RBR .....	1	EA
4	33	55184BX	CLAMP, HOSE .....	1	EA

END OF FIGURE





---

**FIELD AND SUSTAINMENT MAINTENANCE  
AIR CLEANER (M1240A1)**

---

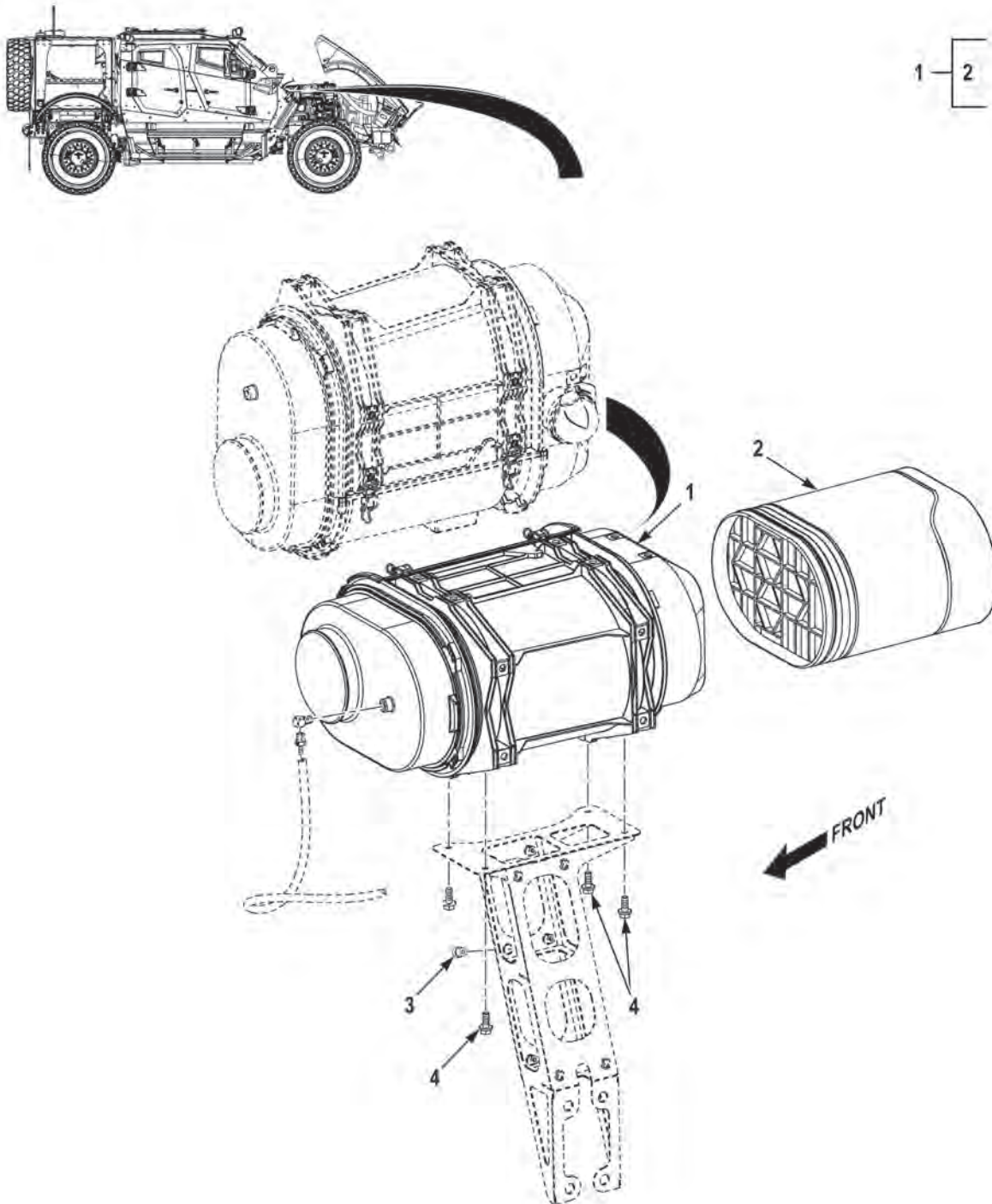


FIGURE 5 - AIR CLEANER (M1240A1)

(1) FIG.	(2) ITEM	(3) PART NO.	(4) DESCRIPTION	(5) QTY.	(6) U/M
			GROUP 0304 AIR CLEANER FIG. 5 AIR CLEANER (M1240A1)		
5	1	D120117	AIR CLEANER,INTAKE, .....	1	EA
5	2	P621116	. FILTER,AIR CLEANER, .....	1	EA
5	3	ALS4-518-150	NUT,PLAIN,BLIND,5/16-18. ....	2	EA
5	4	3524927024	SCREW, FLANGED, HEXAGON HEAD,M8-1.25 X 20	3	EA

**END OF FIGURE**



---

**FIELD AND SUSTAINMENT MAINTENANCE  
FUEL TANK ASSEMBLY (M1240)**

---

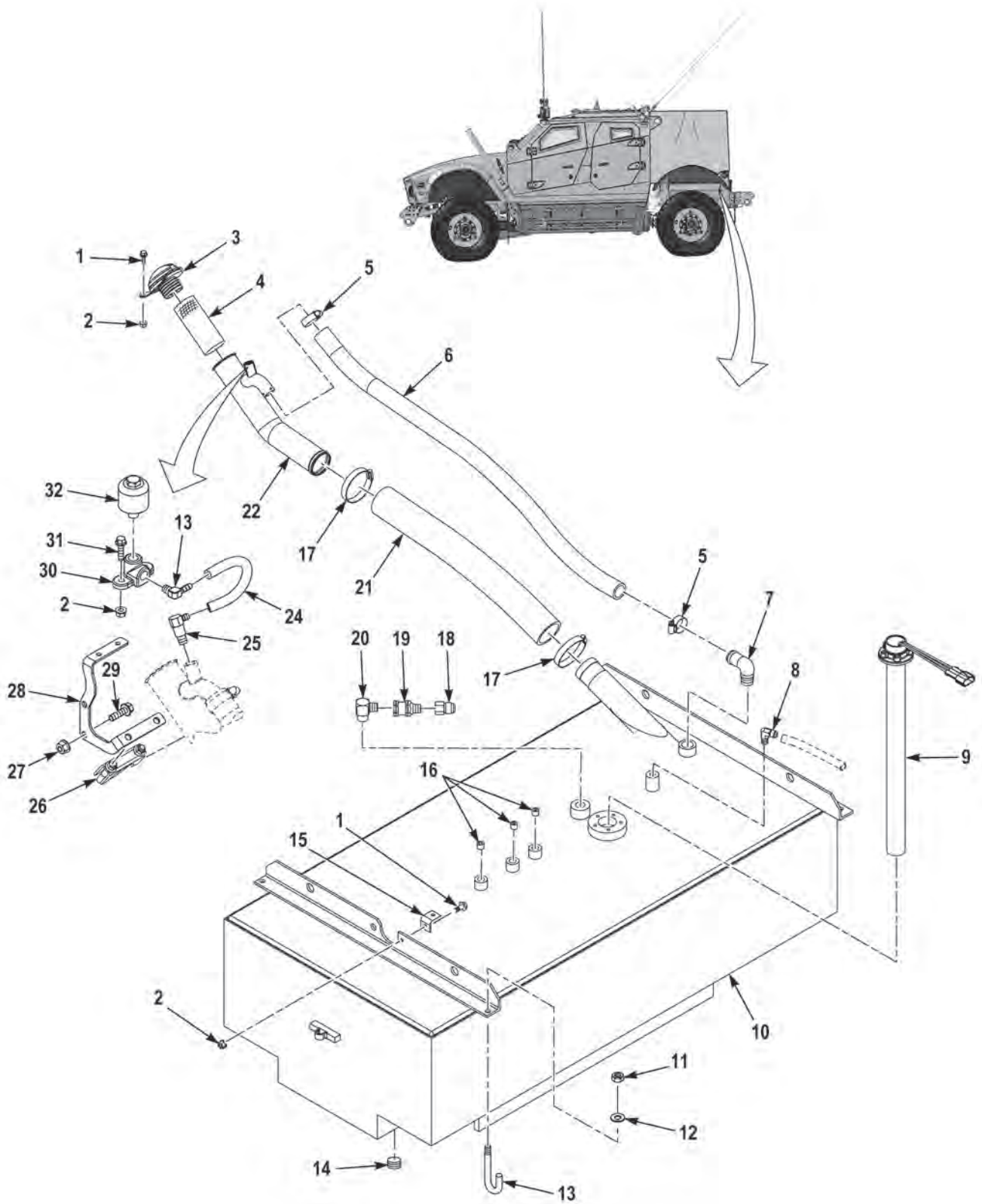


FIGURE 6 - FUEL TANK ASSEMBLY (M1240)

(1) FIG.	(2) ITEM	(3) PART NO.	(4) DESCRIPTION	(5) QTY.	(6) U/M
			GROUP 0306 FUEL TANKS, LINES, FITTINGS, AND HEADERS		
			FIG. 6 FUEL TANK ASSEMBLY (M1240)		
6	1	1606140	SCREW, CAP, HEX HEAD, 1/4-20 X 3/4 . . . . .	1	EA
6	2	1600460	NUT, SELF-LOCKING, CLINCH, .25-20 . . . . .	7	EA
6	3	3828398	CAP, FUEL . . . . .	1	EA
6	4	3833903	STRAINER . . . . .	1	EA
6	5	3334964	CLAMP, HOSE . . . . .	2	EA
6	6	3832637	HOSE, ENT. . . . .	1	EA
6	7	35386AXW	ELBOW, PIPE TO TUBE. . . . .	1	EA
6	8	7736GX	FITTING, 90. . . . .	1	EA
6	9	3817321	SENDER, FUEL LEVEL . . . . .	1	EA
6	10	3845252	TANK, FUEL . . . . .	1	EA
6	11	108708A	NUT, SELF-LOCKING, HEXAGON, .38-16. . . . .	4	EA
6	12	362AX	WASHER, FLAT, 3/8 . . . . .	4	EA
6	13	3819581	J-HOOK. . . . .	4	EA
6	14	1589180	PLUG . . . . .	1	EA
6	15	3832635	BRACKET . . . . .	1	EA
6	16	111500A	PLUG . . . . .	3	EA
6	17	32664AX	CLAMP, HOSE . . . . .	2	EA
6	18	1360610	FITTING, 90. . . . .	1	EA
6	19	123125A	FITTING, STRAIGHT . . . . .	1	EA
6	20	33211AX	FITTING, ELBOW, ADAPTER. . . . .	1	EA
6	21	3832636	HOSE, FUEL. . . . .	1	EA
6	22	3844189	FILL NECK . . . . .	1	EA
6	23	3065317	FITTING, 90 4 BARB -4 NPT MM BR. . . . .	1	EA
6	24	65058AX	HOSE . . . . .	1	EA
6	25	1568400	VALVE, TANK, VENT . . . . .	1	EA
6	26	3680471	CLAMP . . . . .	1	EA
6	27	115307A	NUT, FLG, LKDT . . . . .	2	EA
6	28	3839232	BRACKET, FUEL TUBE SUPPORT . . . . .	1	EA
6	29	3811656	SCREW, FLG, HEX. . . . .	2	EA
6	30	1213FX	ELBOW, DROP 90 . . . . .	1	EA
6	31	1754140	SCREW, FLG, HEX. . . . .	2	EA
6	32	3065318	BREATHER, TRANSMISSION . . . . .	1	EA

END OF FIGURE





---

**FIELD AND SUSTAINMENT MAINTENANCE  
FUEL TANK ASSEMBLY (M1240A1)**

---

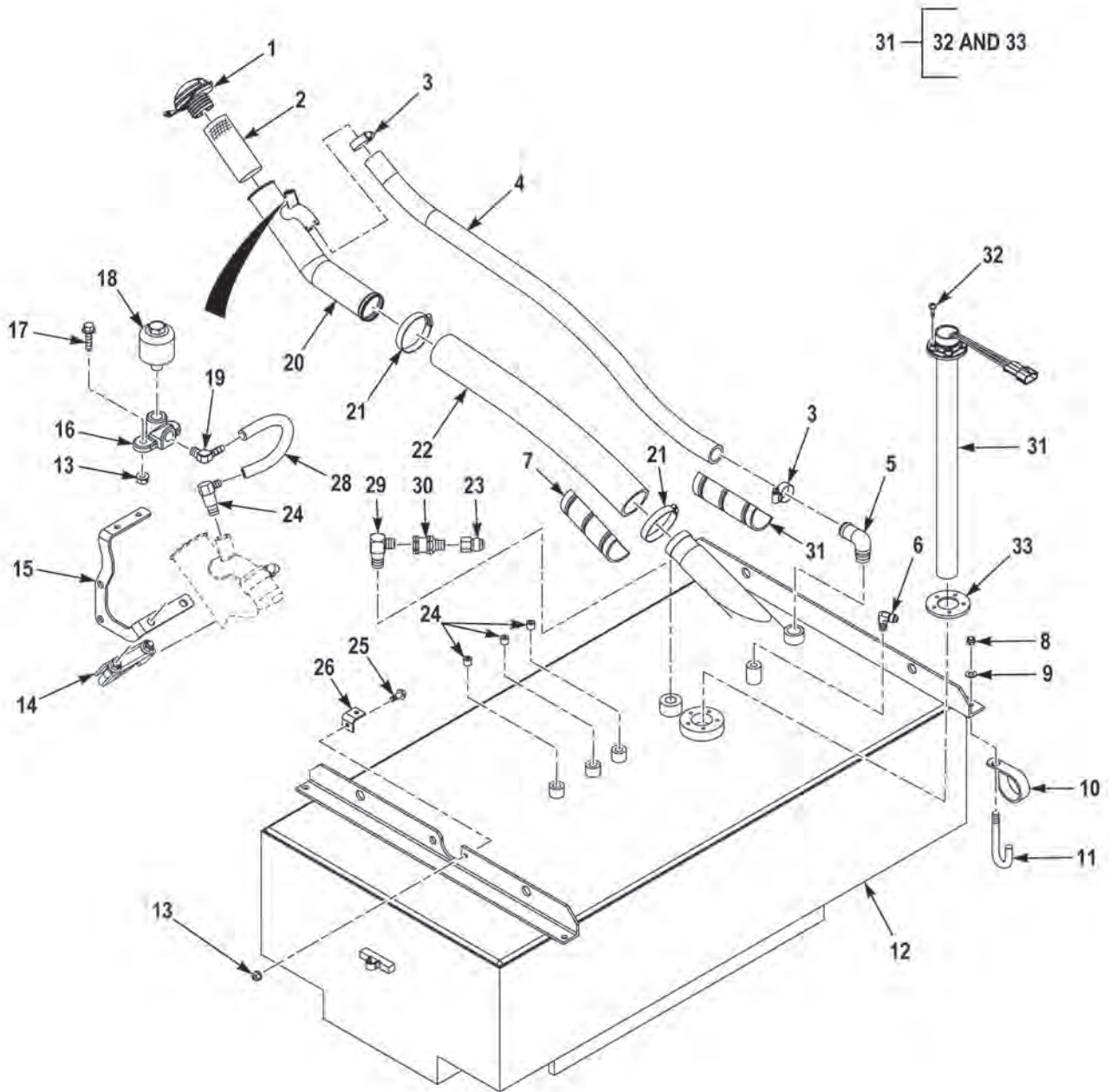


FIGURE 7 - FUEL TANK ASSEMBLY (M1240A1)

(1) FIG.	(2) ITEM	(3) PART NO.	(4) DESCRIPTION	(5) QTY.	(6) U/M
			GROUP 0306 FUEL TANKS, LINES, FITTINGS, AND HEADERS		
			FIG. 7 FUEL TANK ASSEMBLY (M1240A1)		
7	1	2302P103	CAP,FILLER OPENING, . . . . .	1	EA
7	2	3010085	FILTER ELEMENT,FLUID . . . . .	1	EA
7	3	5416K16	CLAMP,HOSE, . . . . .	2	EA
7	4	3832637	HOSE,NONMETALLIC,. . . . .	1	EA
7	5	Q-HB-6383	ELBOW,PIPE TO TUBE,. . . . .	1	EA
7	6	MS51504A6	ELBOW,PIPE TO TUBE,. . . . .	1	EA
7	7	HP4-B	GUARD,HOSE-TUBING,4 IN BLACK. . . . .	2	EA
7	8	108708A	NUT,SELF-LOCKING,3/8-16. . . . .	4	EA
7	9	96056	WASHER,FLAT,.38 X .81 X .07 ZY . . . . .	4	EA
7	10	COV-3313	CLAMP,LOOP,2.00 ID . . . . .	1	EA
7	11	3819581	BOLT,HOOK,3/8-16 X 5 . . . . .	4	EA
7	12	3845252	TANK,FUEL, . . . . .	1	EA
7	13	0192408	NUT,SELF-LOCKING,.25-20 G5 ZY . . . . .	3	EA
7	14	UD0188SSA	CLAMP,LOOP,. . . . .	1	EA
7	15	3857091	BRACKET,VEHICULAR,. . . . .	1	EA
7	16	201010N	CONNECTOR,MULTIPLE,FLUID PRESSURE LINE . .	1	EA
7	17	0110960	SCREW,CAP,HEX HEAD,.25-20 X 1.00 G5 ZY . . . . .	2	EA
7	18	3065318	BREATHER, . . . . .	1	EA
7	19	129HB-4-4	ELBOW,90 BARBED, . . . . .	1	EA
7	20	3844189	FILLER NECK,VEHICULAR COMPONENTS. . . . .	1	EA
7	21	32664AX	CLAMP, . . . . .	2	EA
7	22	3832636	HOSE,NONMETALLIC,. . . . .	1	EA
7	23	MS51503A8	ADAPTER,STRAIGHT, . . . . .	1	EA
7	24	111500A	PLUG,PIPE,. . . . .	3	EA
7	25	110961	SCREW,CAP,HEX HEAD,.25-20 X .75 G5 ZY . . . . .	1	EA
7	26	3832635	BRACKET,ANGLE, . . . . .	1	EA
7	27	218-1	ELBOW,PIPE TO HOSE, . . . . .	1	EA
7	28	65058AX-006	HOSE,NONMETALLIC,MAKE FROM HOSE P/N 2556-4 (01276), 6 IN LG. . . . .	1	EA
7	29	8-6 140237	ELBOW,PIPE,. . . . .	1	EA
7	30	2650	VALVE,REFRIGERATION, . . . . .	1	EA
7	31	9607721	TRANSMITTER.LIQUID . . . . .	1	EA
7	32	9607721-XAFZZ	. SCREW,MACHINE #10-32 X 1. . . . .	5	EA
7	33	R8880	. GASKET . . . . .	1	EA

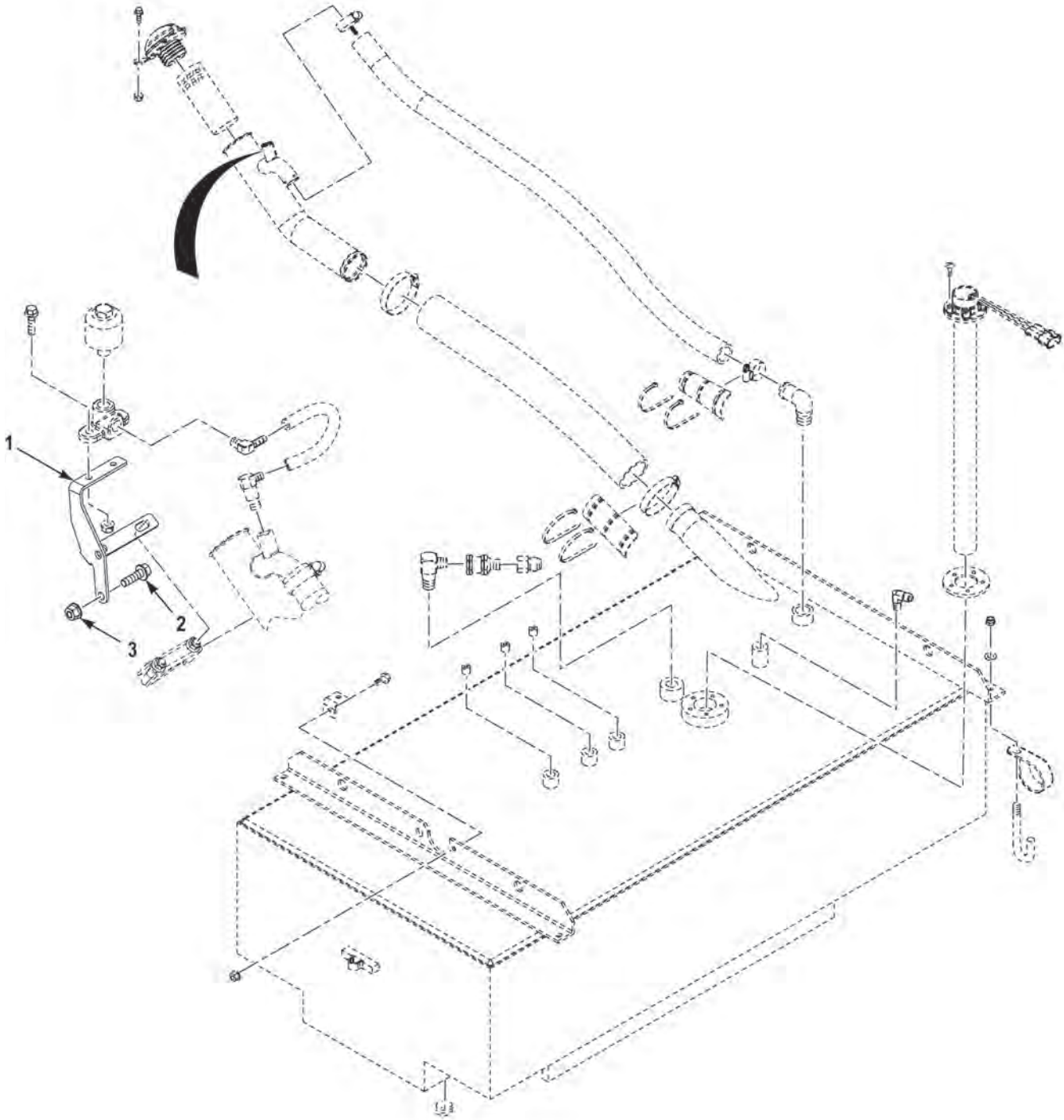
END OF FIGURE



---

**FIELD AND SUSTAINMENT MAINTENANCE  
FUEL TANK ASSEMBLY (M1245)**

---



**FIGURE 8 - FUEL TANK ASSEMBLY (M1245)**

(1) FIG.	(2) ITEM	(3) PART NO.	(4) DESCRIPTION	(5) QTY.	(6) U/M
			GROUP 0306 FUEL TANKS, LINES, FITTINGS, AND HEADERS		
			FIG. 8 FUEL TANK ASSEMBLY (M1245)		
8	1	3882734	BRACKET,VEHICULAR . . . . .	1	EA
8	2	0142772	SCREW,CAP,HEX HEAD,.38-16X1.00 G8 PO. . . . .	2	EA
8	3	S075142	NUT,SELF-LOCKING,.38-16 G8 PO. . . . .	2	EA

**END OF FIGURE**





---

**FIELD AND SUSTAINMENT MAINTENANCE  
FUEL SYSTEM PLUMBING (M1240)**

---

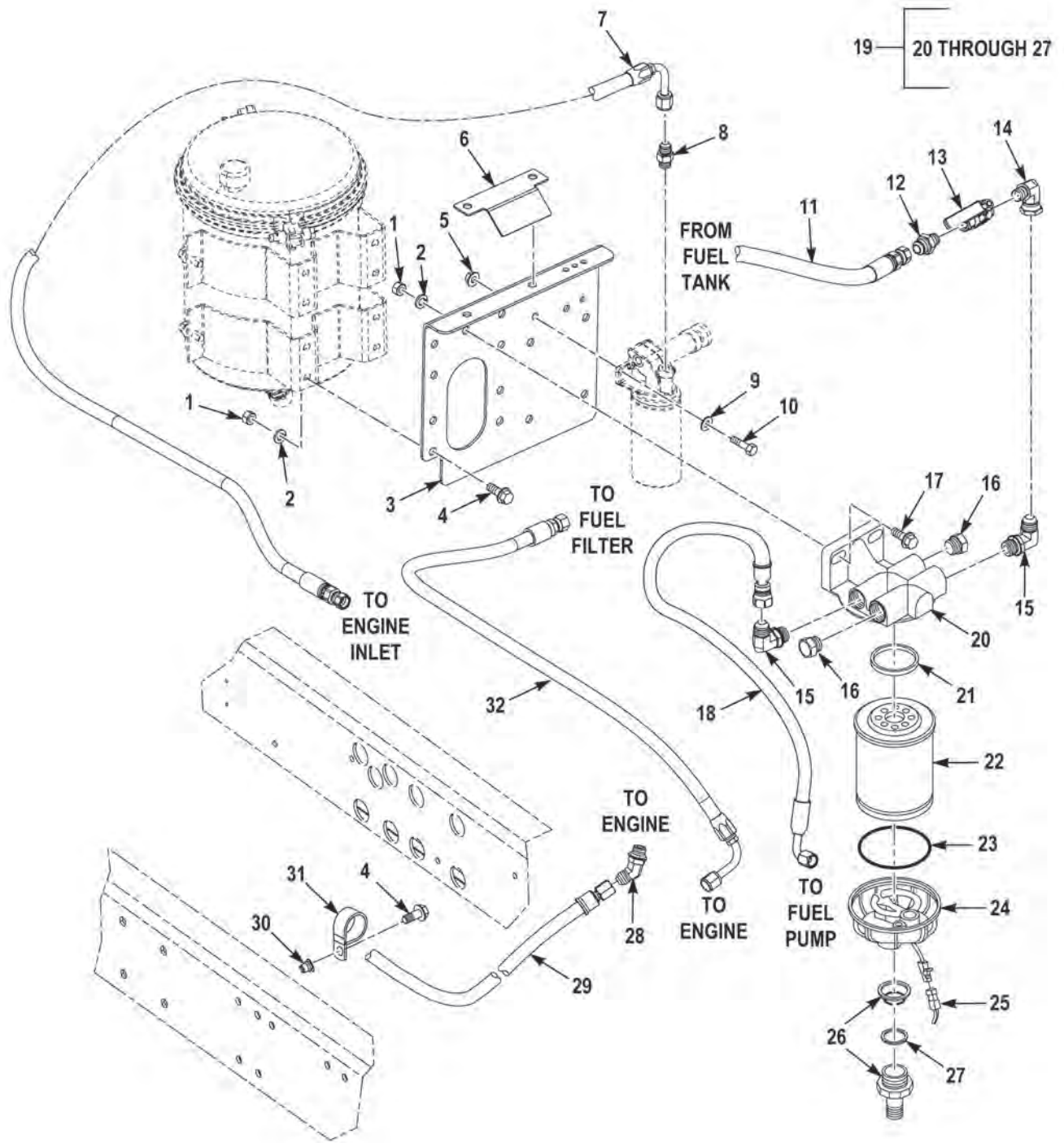


FIGURE 9 - FUEL SYSTEM PLUMBING (M1240)

(1) FIG.	(2) ITEM	(3) PART NO.	(4) DESCRIPTION	(5) QTY.	(6) U/M
			GROUP 0306 FUEL TANKS, LINES, FITTINGS, AND HEADERS		
			FIG. 9 FUEL SYSTEM PLUMBING (M1240)		
9	1	434AX1	NUT, HEXAGON HEAD .38-16. ....	10	EA
9	2	351AX	WASHER, LOCK, SPLIT .38 X .68 X 30 X .09 ZY HD. ....	10	EA
9	3	3825954	BRACKET, FUEL SEPARATOR. ....	1	EA
9	4	1614120	BOLT, MACHINE, .38-16 X 1. ....	8	EA
9	5	369AX1	NUT, HEXAGON .31-18 G5 ZY. ....	2	EA
9	6	3834531	BRACKET. ....	1	EA
9	7	3833969	HOSE, FUEL. ....	1	EA
9	8	8966GX	ADAPTER, STRAIGHT. ....	1	EA
9	9	354AX	WASHER, LOCK, SPLIT .31 X .59 X .08 ZY. ....	2	EA
9	10	1754210	SCREW, FLANGE, HEXAGON .31-18 G5 ZY. ....	2	EA
9	11	3843068	HOSE, FUEL. ....	1	EA
9	12	3947FX	FITTING, STRAIGHT, 8J1C-6NPT MM ST. ....	1	EA
9	13	3506740	VALVE, BALL .38 NPT. ....	1	EA
9	14	3829064	FITTING, 90 6 NPT-8J1C MF SWVL. ....	1	EA
9	15	14946FX	FITTING, 90 12J1C-12ORG MM ST. ....	8	EA
9	16	1461650	FITTING, PLUG 8ORG M ST. ....	2	EA
9	17	1754280	SCREW, CAP, FLANGED HEAD. ....	2	EA
9	18	3833967	HOSE, FUEL. ....	1	EA
9	19	3268850	FUEL WATER SEPARATOR. ....	1	EA
9	20	6HB953	. HEAD, FILTER. ....	1	EA
9	21	6MB174	. GASKET, BEVELED. ....	1	EA
9	22	2GL819	. FILTER ELEMENT, FLUID. ....	1	EA
9	23	6HB954	. O-RING. ....	1	EA
9	24	6HB957A	. BOWL, SEDIMENT. ....	1	EA
9	25	6HB957B	. CONNECTOR BODY, PLUG. ....	1	EA
9	26	30476	. KNOB, SELF DRAIN. ....	1	EA
9	27	22099	. GASKET, BYPASS. ....	1	EA
9	28	2026050	FITTING, 45 6ORG-6J1C MM ST. ....	1	EA
9	29	3829654	HOSE, FUEL. ....	1	EA
9	30	2064090	INSERT, THREADED .38-16. ....	2	EA
9	31	2334HX	CLAMP, LOOP. ....	5	EA
9	32	3833968	HOSE, FUEL. ....	1	EA

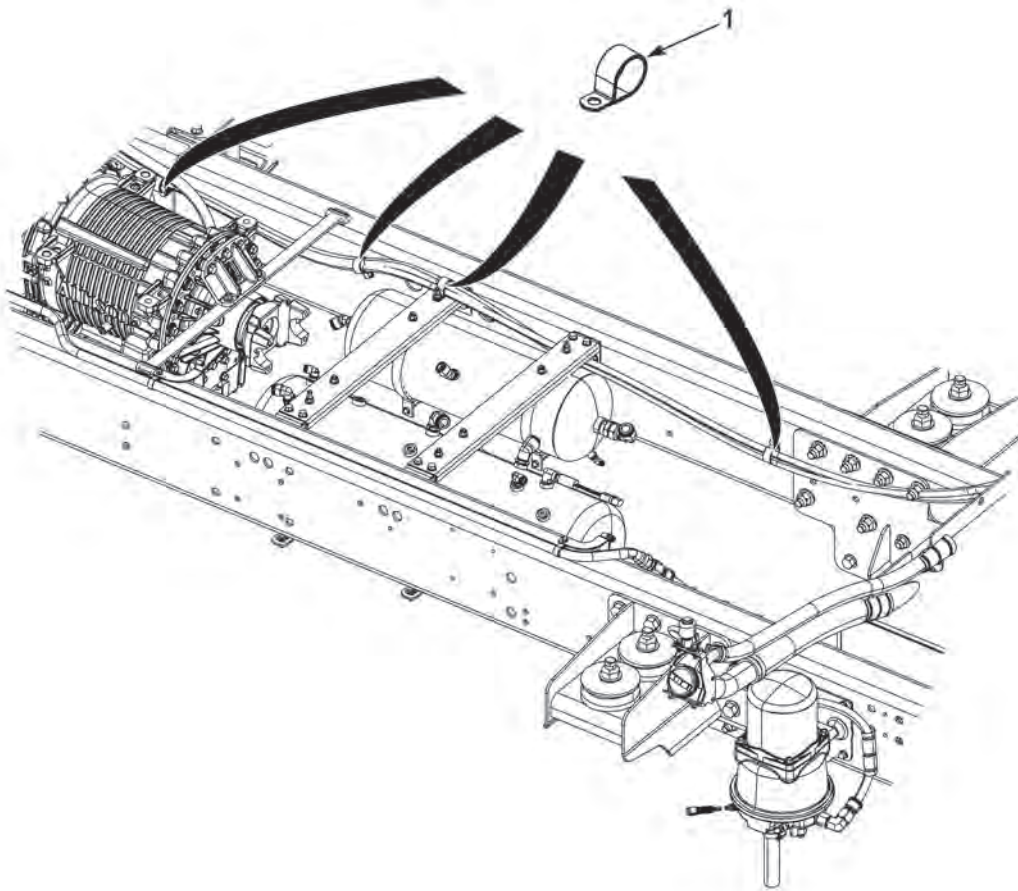
END OF FIGURE



---

**FIELD AND SUSTAINMENT MAINTENANCE  
FUEL SYSTEM ROUTING (M1240A1)**

---



**FIGURE 10 - FUEL SYSTEM ROUTING (M1240A1)**

(1) FIG.	(2) ITEM	(3) PART NO.	(4) DESCRIPTION	(5) QTY.	(6) U/M
10	1	COV2113	GROUP 0306 FUEL TANKS, LINES, FITTINGS, AND HEADERS FIG. 10 FUEL SYSTEM ROUTING (M1240A1) CLAMP,LOOP,1.25 ID.....	4	EA

END OF FIGURE

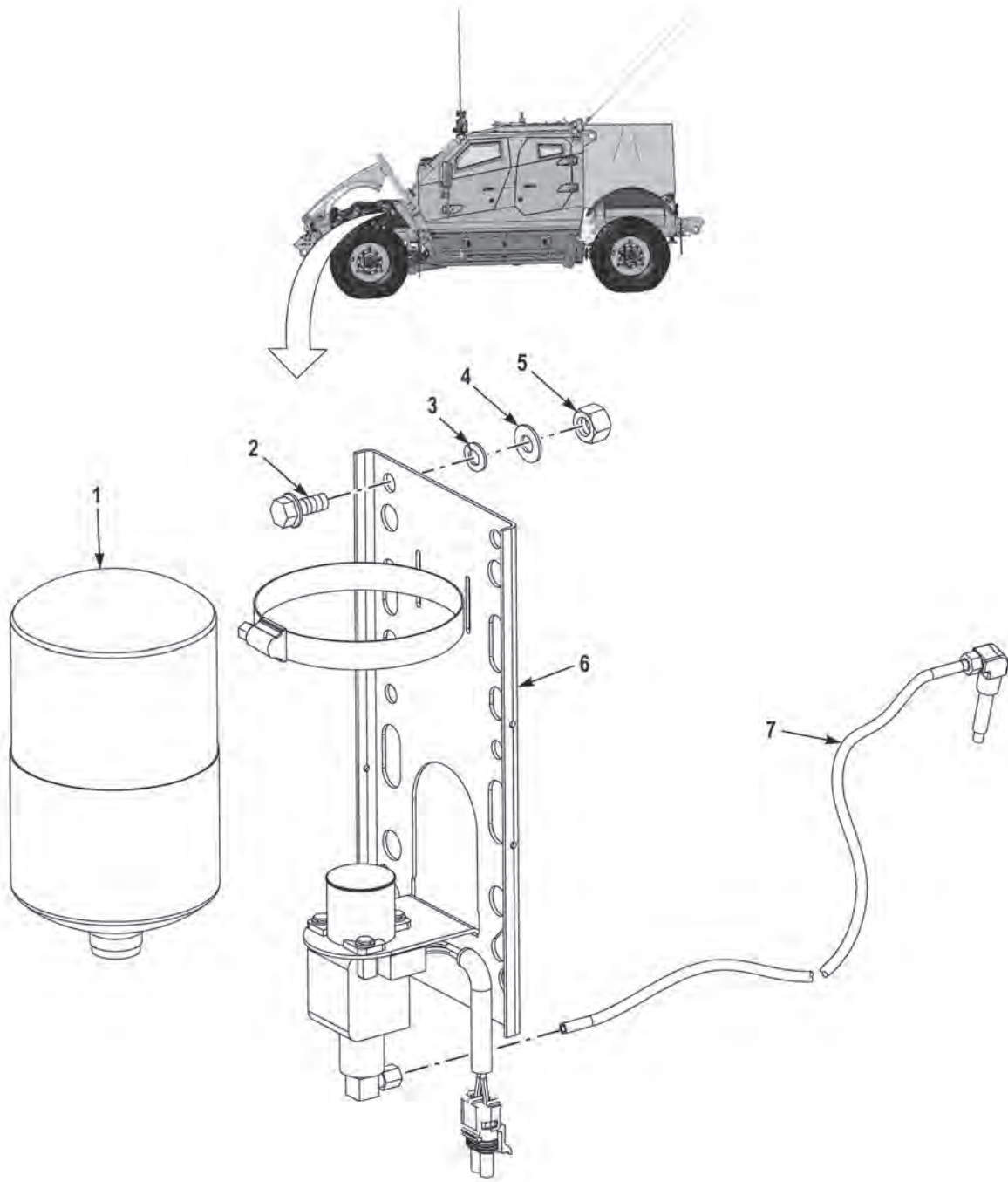




---

**FIELD AND SUSTAINMENT MAINTENANCE  
ETHER START KIT (M1240)**

---



**FIGURE 11 - ETHER START KIT (M1240)**

(1) FIG.	(2) ITEM	(3) PART NO.	(4) DESCRIPTION	(5) QTY.	(6) U/M
			GROUP 0311 ENGINE STARTING AIDS FIG. 11 ETHER START KIT (M1240)		
11	1	3715220	CYLINDER, ETHER . . . . .	1	EA
11	2	1955110	SCR, FLG, HEX .31 - 18 X .75 G5 ZY . . . . .	4	EA
11	3	354AX	WASH, LK, SPLIT .31 X .59 X .08 ZY . . . . .	1	EA
11	4	1804HX	WASH, FLT .31 X .69 X .07 ZY . . . . .	4	EA
11	5	369AX1	NUT, HEX .31 - 18 G5 ZY . . . . .	4	EA
11	6	3843125	VALVE, ETHER DISPENSING . . . . .	1	EA
11	7	3846367	NOZZLE, ETHER START . . . . .	1	EA

END OF FIGURE



---

**FIELD AND SUSTAINMENT MAINTENANCE  
THROTTLE PEDAL (M1240)**

---

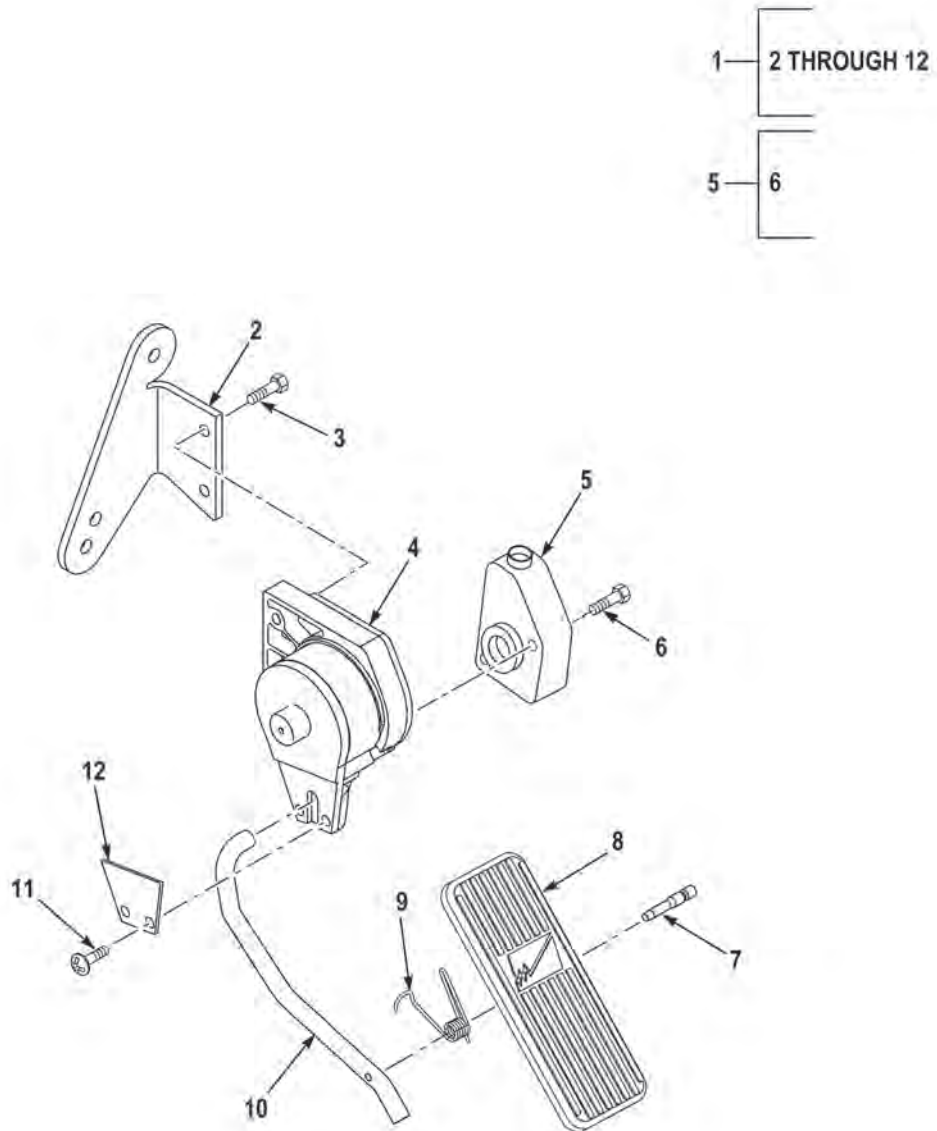


FIGURE 12 - THROTTLE PEDAL (M1240)

(1) FIG.	(2) ITEM	(3) PART NO.	(4) DESCRIPTION	(5) QTY.	(6) U/M
			GROUP 0312 ACCELERATOR OR THROTTLE CONTROLS FIG. 12 THROTTLE PEDAL (M1240)		
12	1	3242634	PEDAL, CONTROL.....	1	EA
12	2	7HB810	.BRACKET, ANGLE .....	1	EA
12	3	3HD576	.SCREW, HEXAGON .....	2	EA
12	4	131350XA	.BASE ASSEMBLY, THROTTLE.....	1	EA
12	5	6HR464	.SENSOR, THROTTLE.....	1	EA
12	6	3HD577	..SCREW, TR, P10 .....	2	EA
12	7	3HD584	.PIN .....	1	EA
12	8	3HD581	.PEDAL, CONTROL .....	1	EA
12	9	3HD583	.SPRING, HELICAL.....	1	EA
12	10	3HD582	.ARM, CONTROL .....	1	EA
12	11	2CD201	.SCREW, MACHINE .....	2	EA
12	12	3HD579	.PLATE, MOUNTING .....	1	EA

END OF FIGURE





---

**FIELD AND SUSTAINMENT MAINTENANCE  
EXHAUST SYSTEM (M1240)**

---

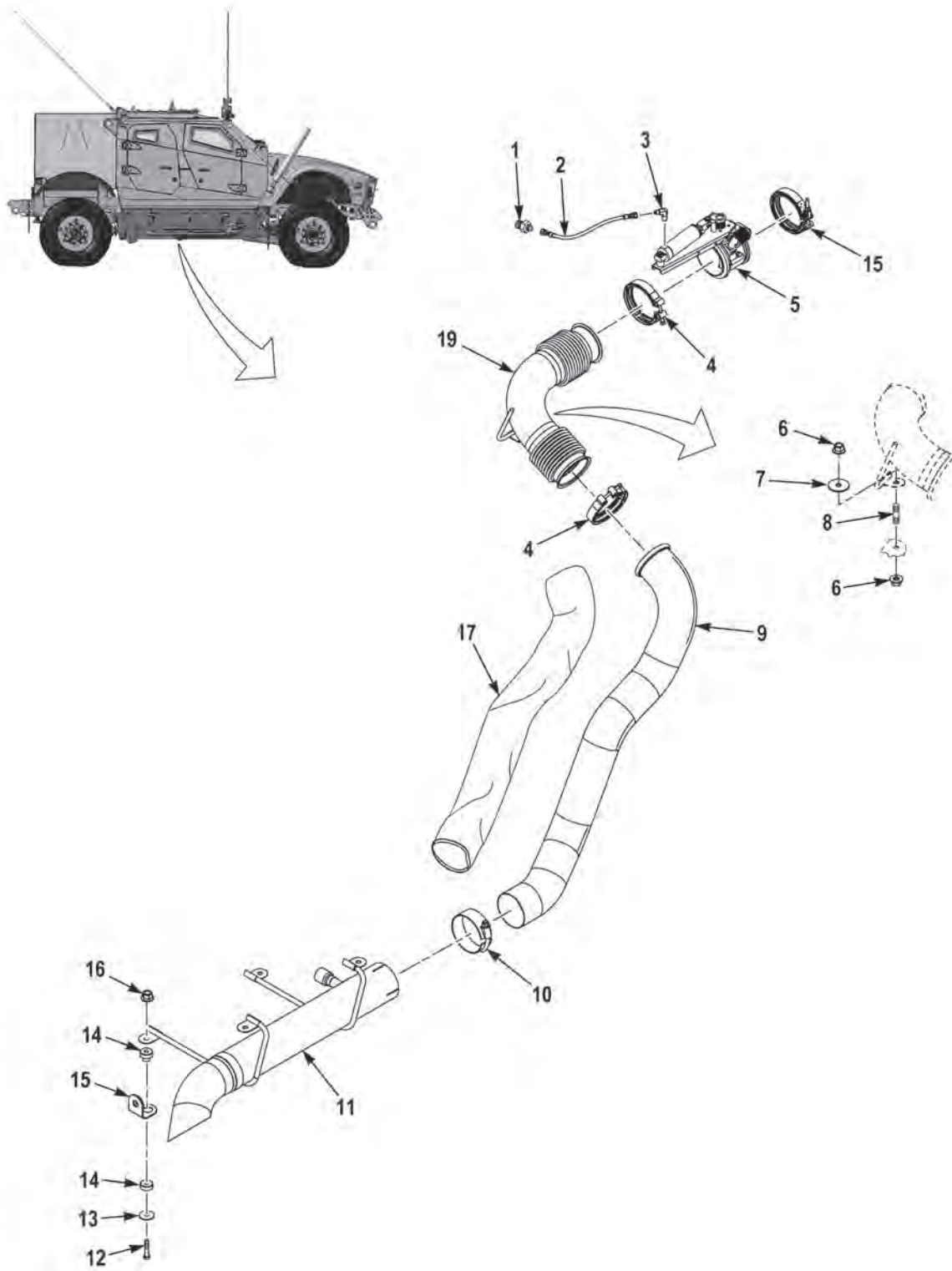


FIGURE 13 - EXHAUST SYSTEM (M1240)

(1) FIG.	(2) ITEM	(3) PART NO.	(4) DESCRIPTION	(5) QTY.	(6) U/M
			GROUP 0401 MUFFLERS AND PIPES FIG. 13 EXHAUST SYSTEM (M1240)		
13	1	19401FX	FITTING, ST, 4JIC . . . . .	1	EA
13	2	3843160	HOSE . . . . .	1	EA
13	3	15299FX	FITTING, 90, 4JIC . . . . .	1	EA
13	4	3672084	V-CLAMP . . . . .	2	EA
13	5	3674582	BRAKE, EXHAUST . . . . .	1	EA
13	6	3819825	TUBE . . . . .	1	EA
13	7	3672170	CLAMP, BAND . . . . .	1	EA
13	8	3820420	TUBE, LOWER, EXHAUST . . . . .	1	EA
13	9	112068A	SCREW, CAP, HEXAGON HEAD, 3/8-16 X 2 . . . . .	4	EA
13	10	3363968	WASHER, FLAT, .41 X .56 X .09. . . . .	4	EA
13	11	3052942	MOUNT, 2 PIECE CB SERIES . . . . .	4	EA
13	12	3822746	BRACKET, ISOLATOR SUPPORT . . . . .	4	EA
13	13	3436680	NUT, SELF-LOCKING, HEXAGON, .38-16. . . . .	4	EA
13	14	3775040	BLANKET, HEAT . . . . .	1	EA
13	15	3620332	CLAMP, EXHAUST BRAKE . . . . .	1	EA
13	16	3832532	TUBE, TURBO OUTLET . . . . .	1	EA
13	NI	5193HX	TIE, CABLE 7.31 X .184 . . . . .	1	EA

END OF FIGURE



---

**FIELD AND SUSTAINMENT MAINTENANCE  
EXHAUST SYSTEM (M1240A1)**

---

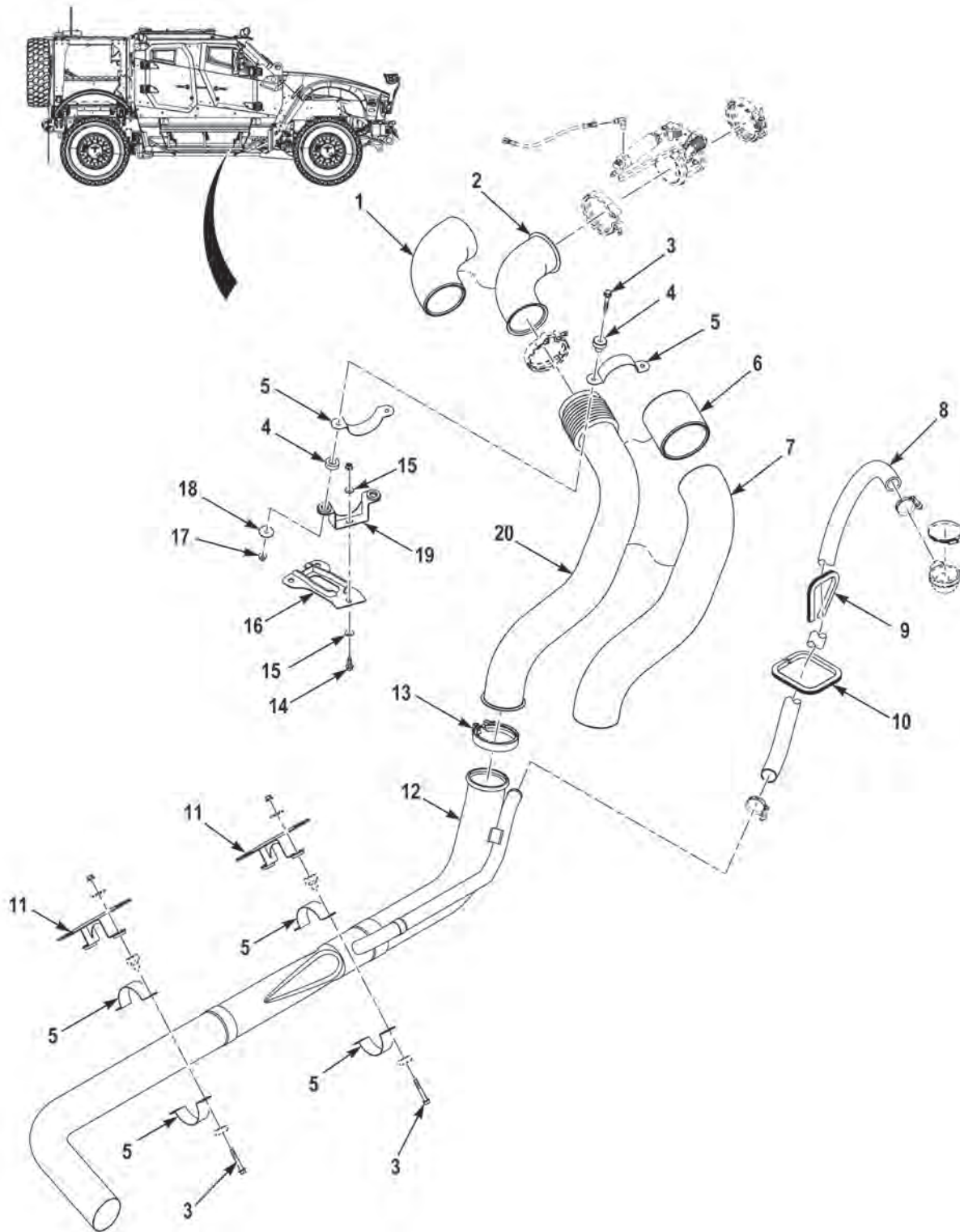


FIGURE 14 - EXHAUST SYSTEM (M1240A1)

(1) FIG.	(2) ITEM	(3) PART NO.	(4) DESCRIPTION	(5) QTY.	(6) U/M
			GROUP 0401 EXHAUST SYSTEM		
			FIG. 14 EXHAUST SYSTEM (M1240A1)		
14	1	3926547	INSULATION SLEEVING,4.0ID 12.0LG . . . . .	1	EA
14	2	3920372	ELBOW,TUBE,4.00X.065 SS . . . . .	1	EA
14	3	3271560	SCREW,CAP,HEX HEAD,.38-16X2.50 G8 DA . . . . .	6	EA
14	4	CB-2201-12	MOUNT,RESILIENT . . . . .	2	EA
14	5	3932866	HANGER,ENG,EXHAUST,SPL 4.00 . . . . .	2	EA
14	6	3933316	INSULATION SLEEVING,5.0ID 6.0LG . . . . .	1	EA
14	7	3926548	INSULATION SLEEVING,4.0ID 30.0LG . . . . .	1	EA
14	8	3978710	HOSE ASSEMBLY,1.5ID-48.0L . . . . .	1	EA
14	9	1467160-014	QUICKEDGE MOLDING,MAKE FROM MOLDING P/N 75000343 (82654), 14 IN LG . . . . .	1	EA
14	10	1467160-018	QUICKEDGE MOLDING,MAKE FROM MOLDING P/N 75000343 (82654), 18 IN LG. . . . .	1	EA
14	11	3932873	HANGER,ENG,EXHAUST,LWR . . . . .	2	EA
14	12	3953282	PIPE,EXHAUST . . . . .	1	EA
14	13	39452	CLAMP,LOOP,4 IN . . . . .	1	EA
14	14	10823-01171	SCREW,CAP,HEX HEAD,.38-16X1.00 G8 DA	1	EA
14	15	3271736	WASHER,FLAT,7/16 . . . . .	2	EA
14	16	3933256	HANGER,ENG,EXHAUST . . . . .	1	EA
14	17	10823-02452	NUT,SELF-LOCKING,.38-16 G5 DC . . . . .	3	EA
14	18	10823-02319	WASHER,FLAT,.41X1.56X.09 DA. . . . .	2	EA
14	19	3933236	HANGER,ENG,EXHAUST,UPPER . . . . .	1	EA
14	20	3920377	PIPE,EXHAUST,4.0 SS,WLDMT . . . . .	1	EA

END OF FIGURE





---

**FIELD AND SUSTAINMENT MAINTENANCE  
CHARGE AIR COOLER PLUMBING (M1240)**

---

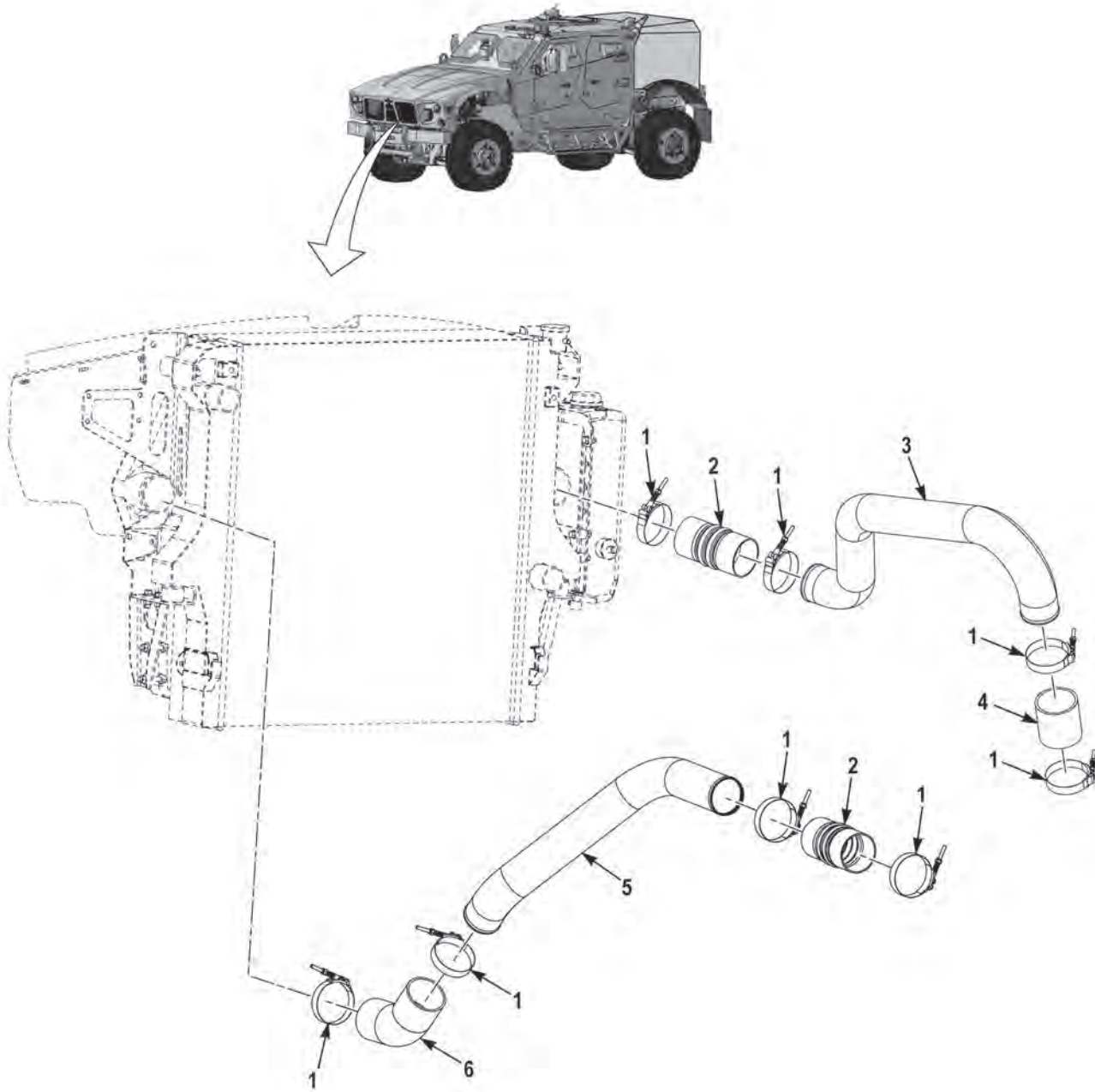


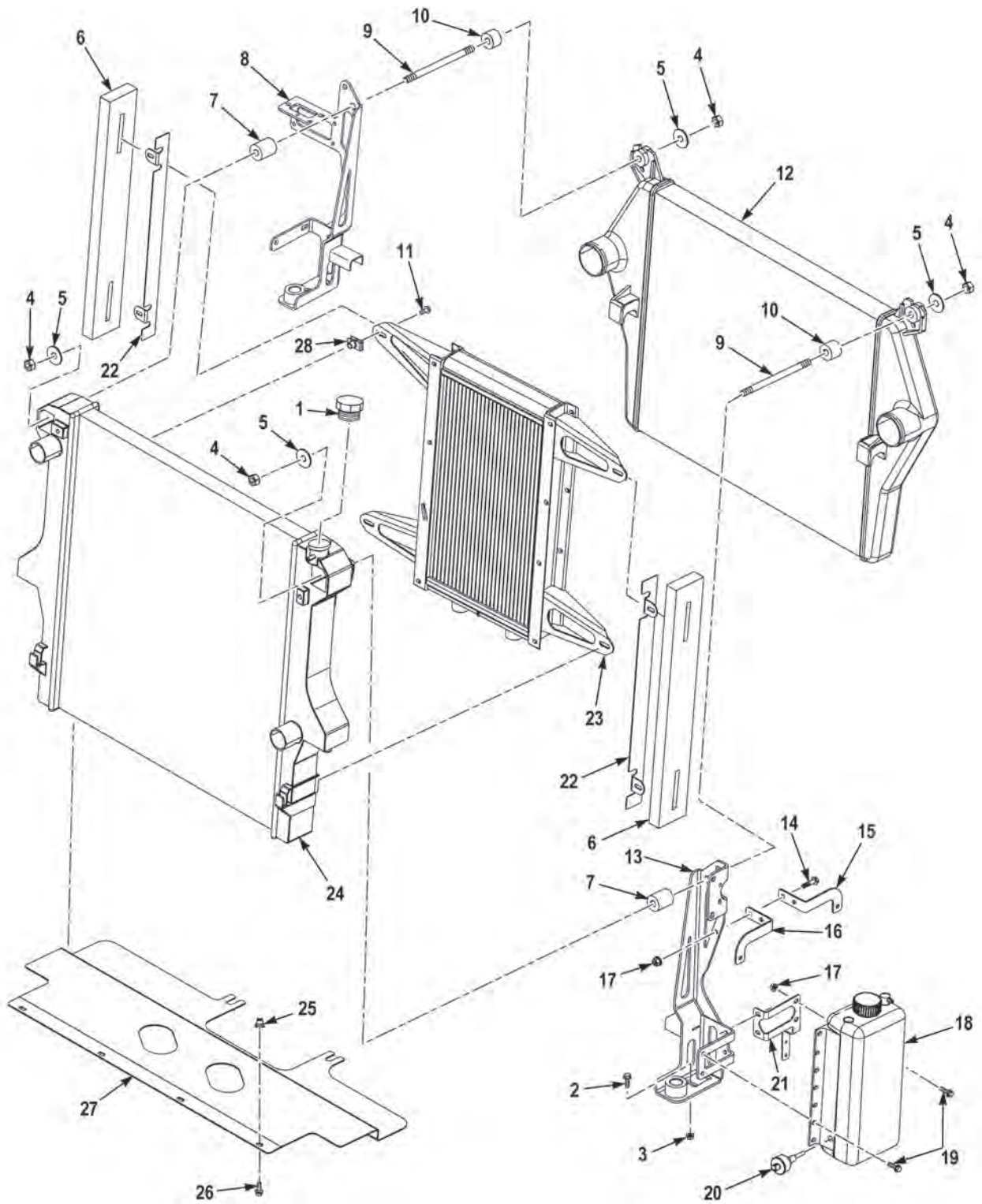
FIGURE 15 - CHARGE AIR COOLER PLUMBING (M1240)

(1) FIG.	(2) ITEM	(3) PART NO.	(4) DESCRIPTION	(5) QTY.	(6) U/M
			GROUP 0501 COOLING SYSTEM		
			FIG. 15 CHARGE AIR COOLER PLUMBING (M1240)		
15	1	2041600	INSTALL CLAMP .....	8	EA
15	2	3674661	HOSE, HUMP .....	2	EA
15	3	3830696	TUBE, CAC .....	1	EA
15	4	3824693	TUBE, CAC .....	1	EA
15	5	3822528	TUBE, CAC .....	1	EA
15	6	3748296	HOSE, CAC .....	1	EA

**END OF FIGURE**



**FIELD AND SUSTAINMENT MAINTENANCE  
COOLING SYSTEM (M1240)**



**FIGURE 16 - COOLING SYSTEM (M1240) (SHEET 1 OF 2)**

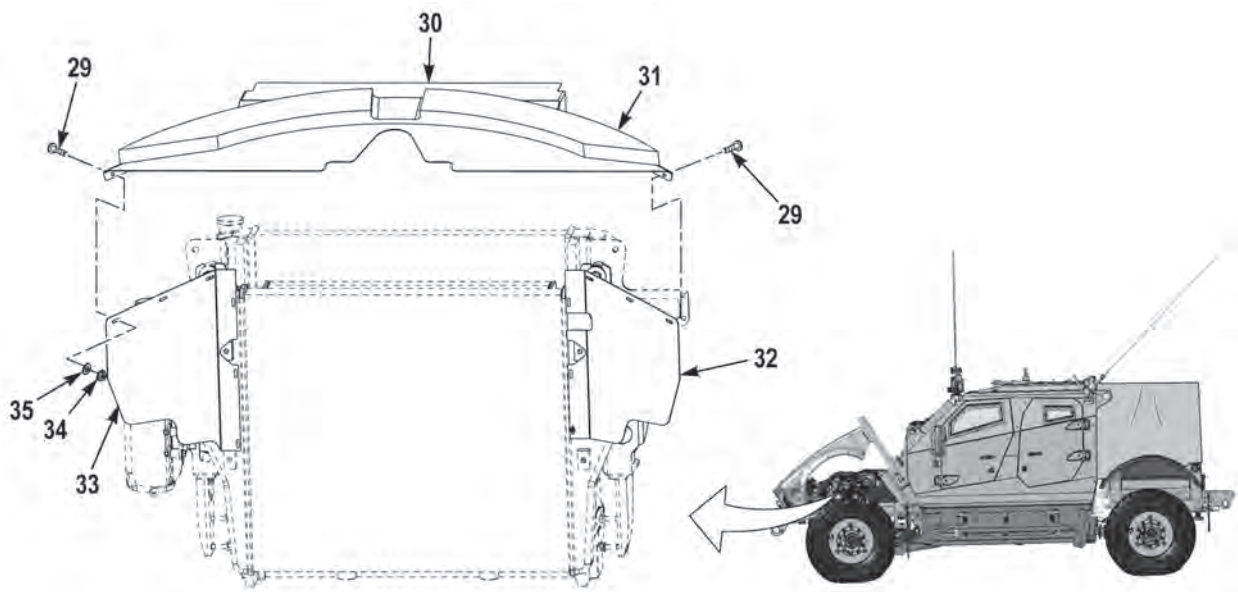


FIGURE 16 - COOLING SYSTEM (M1240) (SHEET 2 OF 2)

(1) FIG.	(2) ITEM	(3) PART NO.	(4) DESCRIPTION	(5) QTY.	(6) U/M
			GROUP 0501 COOLING SYSTEM FIG. 16 Cooling system (M1240)		
16	1	3824621	CAP,RADIATOR . . . . .	1	EA
16	2	3266317	SCREW, CAP, 3/8-16 X 1 . . . . .	4	EA
16	3	3436680	NUT, SELF-LOCKING, HEXAGON, .38-16 . . . . .	4	EA
16	4	3274614	NUT,HEX .56-18 G8 PO . . . . .	4	EA
16	5	3823317	WASH,FLT,15MX44MX3M ZP . . . . .	4	PK
16	6	3826240	BAFFLE, AIR RECIRC . . . . .	2	EA
16	7	3822417	SPACER .63X1.5X1.81 AL . . . . .	2	EA
16	8	3829639	SUPPORT,RADIATOR WELDMENT, LH . . . . .	1	EA
16	9	3822425	ROD,5/8 THREADED . . . . .	2	EA
16	10	3822416	SPACER, .63 X 1.5 X 1.0 AL . . . . .	2	EA
16	11	3524927024	SCREW, FLANGED, HEXAGON HEAD, M8-1.25 X 20 . . . . .	10	EA
16	12	3819621	CAC,CUMMINS DOE . . . . .	1	EA
16	13	3829642	SUPPORT,RADIATOR WELDMENT, RH . . . . .	1	EA
16	14	1754210	SCREW, CAP, HEXAGON HEAD, 5/16-18 X 1 . . . . .	10	EA
16	15	3826220	BRACKET, RESERVE, MOUNTING . . . . .	1	EA
16	16	3826221	BRACKET, RESERVE, MOUNTING . . . . .	1	EA
16	17	1333510	NUT, SELF-LOCKING, EXTENDED WASHER, HEXAGON, .31-18 . . . . .	18	EA
16	18	3825296	RESERVOIR, COOLANT . . . . .	1	EA
16	19	1955110	SCREW, CAP, HEXAGON HEAD, 5/16-18 X 3/4 . . . . .	8	EA
16	20	2001470	SWITCH, COOLANT LEVEL . . . . .	1	EA
16	21	3829644	BRACKET, COOLANT RESERVOIR MOUNT . . . . .	1	EA
16	22	3846421	SUPPORT,SIDE RECIRC FOAM . . . . .	1	EA
16	23	3834731	COOLER,TRANSMISSION,WELDMENT . . . . .	1	EA
16	24	3819620	RADIATOR,CUMMINS DIESEL . . . . .	1	EA
16	25	2239930	INSERT,THD .25-20X.165 AL . . . . .	4	EA
16	26	3436663	SCR,FLG,HEX .25-20X.75 G5 DC . . . . .	4	EA
16	27	3846380	BAFFLE,AIR RECIRC BOTTOM . . . . .	1	EA
16	28	3840237	NUT,SPEED M8-1.25 BO . . . . .	2	EA
16	29	1416350	SCREW, MACHINE, #10-24 X 3/4 . . . . .	18	EA
16	30	3830414	COVER . . . . .	1	EA

(1) FIG.	(2) ITEM	(3) PART NO.	(4) DESCRIPTION	(5) QTY.	(6) U/M
16	31	3827942	BAFFLE, AIR RECIRC . . . . .	1	EA
16	32	3848661	BAFFLE, AIR RECIRC, RH . . . . .	1	EA
16	33	3848662	BAFFLE, AIR RECIRC, LH . . . . .	1	EA
16	34	1376550	NUT, SELF-LOCKING, HEXAGON, #10-24 . . . . .	18	EA
16	35	3716184	WASHER, FLAT .20 X .69 X .04 . . . . .	4	EA

END OF FIGURE



---

**FIELD AND SUSTAINMENT MAINTENANCE  
COOLING ASSEMBLY (M1240A1)**

---

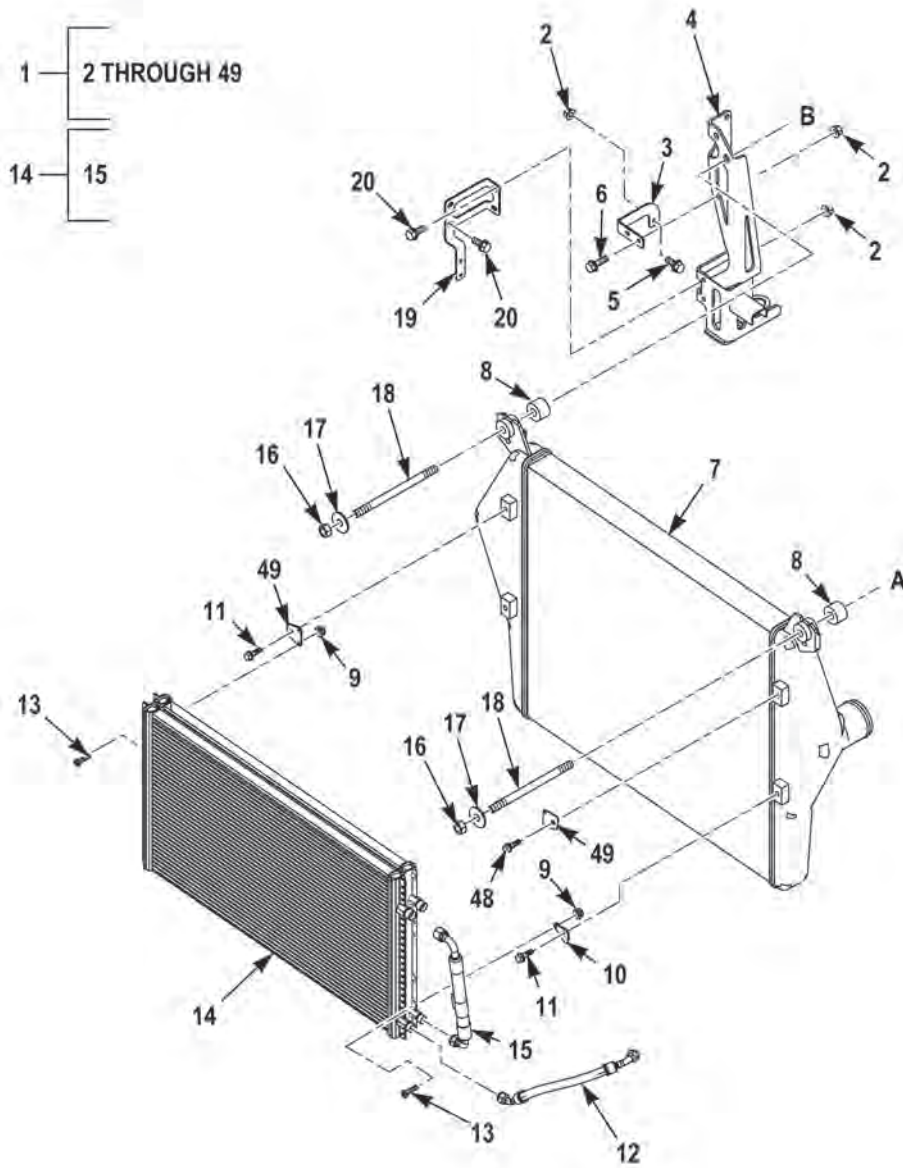


FIGURE 17 - COOLING ASSEMBLY (M1240A1) (SHEET 1 OF 5)

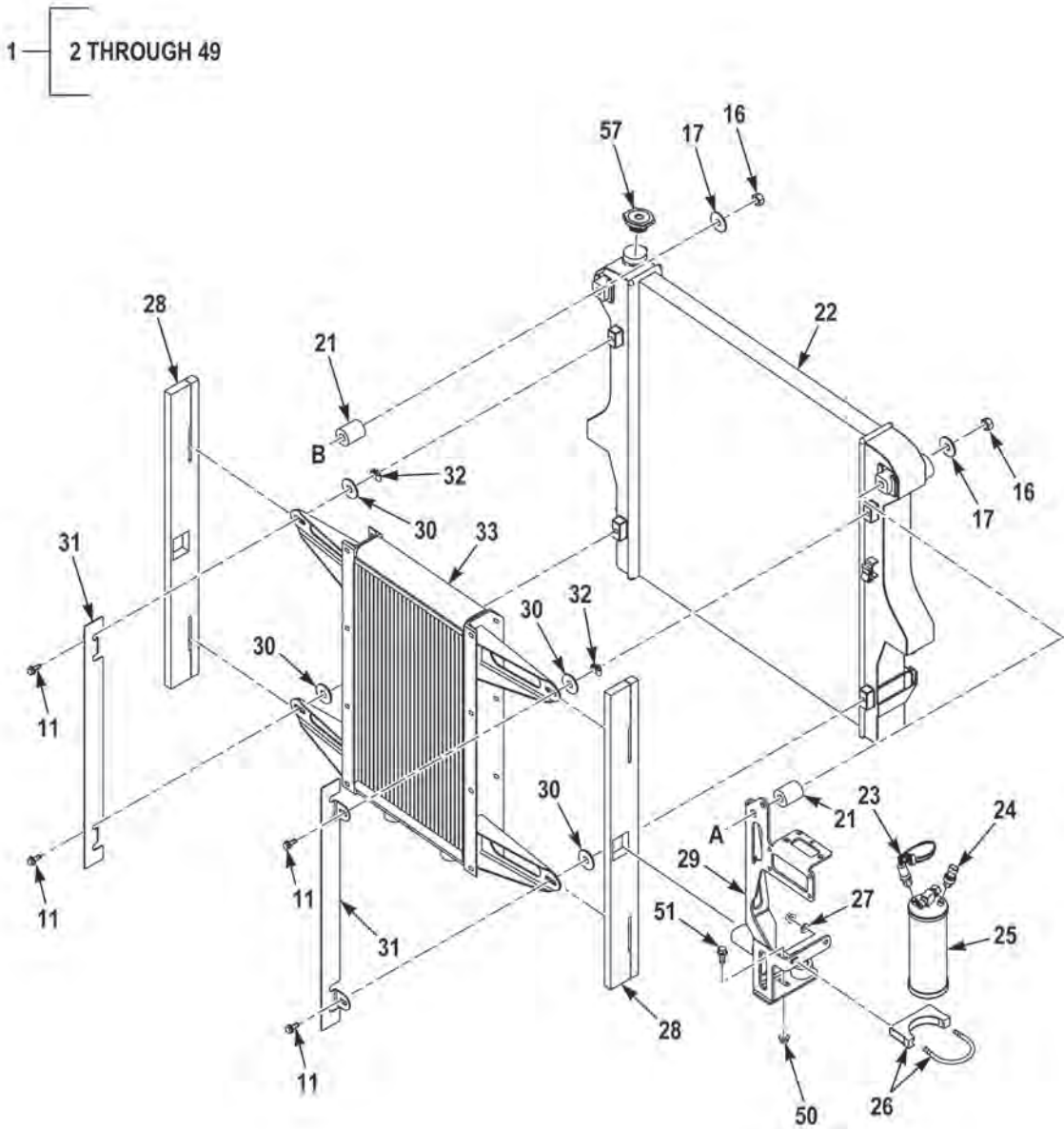


FIGURE 17 - COOLING ASSEMBLY (M1240A1) (SHEET 2 OF 5)

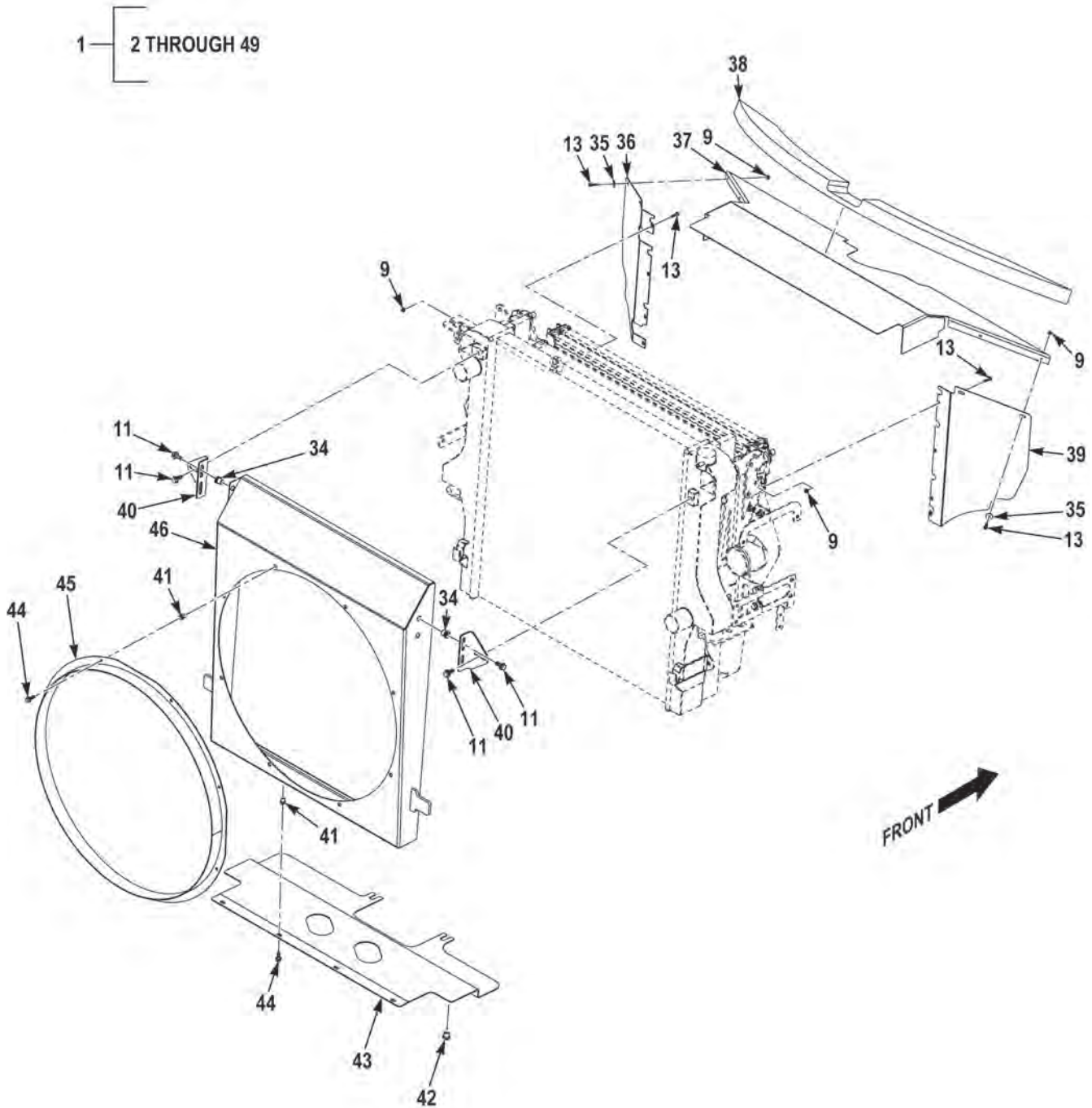


FIGURE 17 - COOLING ASSEMBLY (M1240A1) (SHEET 3 OF 5)

1 — 2 THROUGH 49

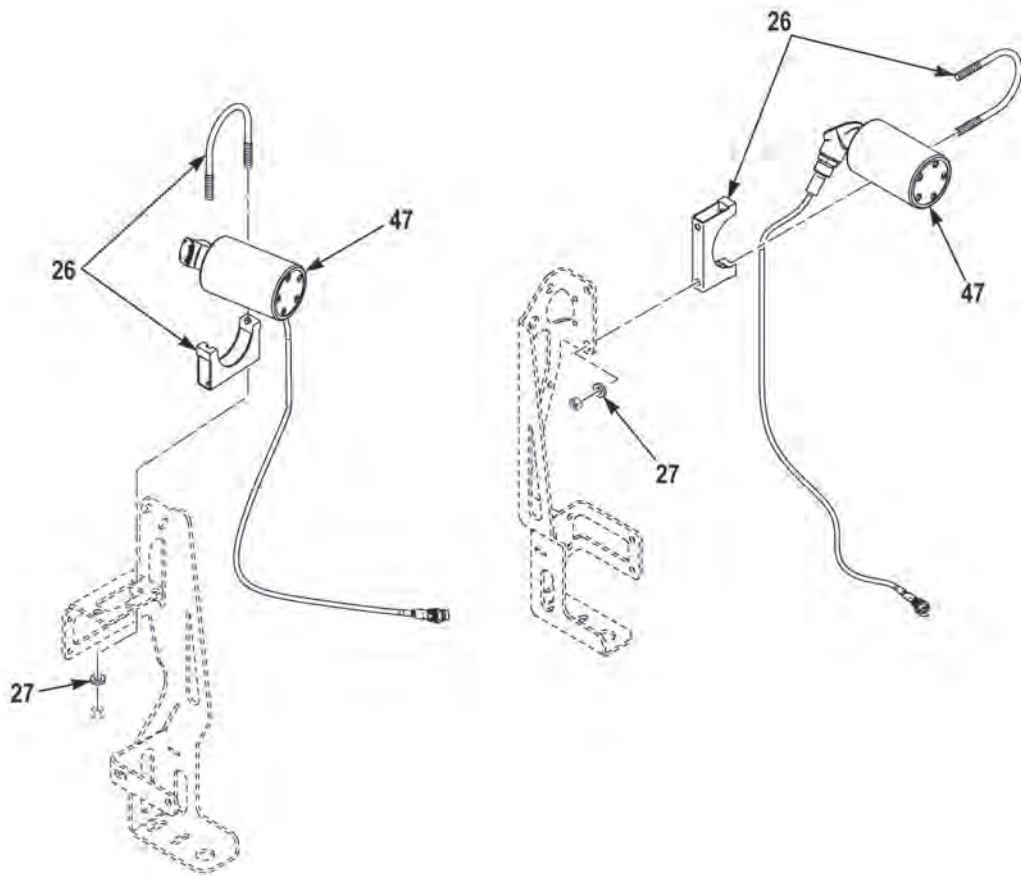


FIGURE 17 - COOLING ASSEMBLY (M1240A1) (SHEET 4 OF 5)

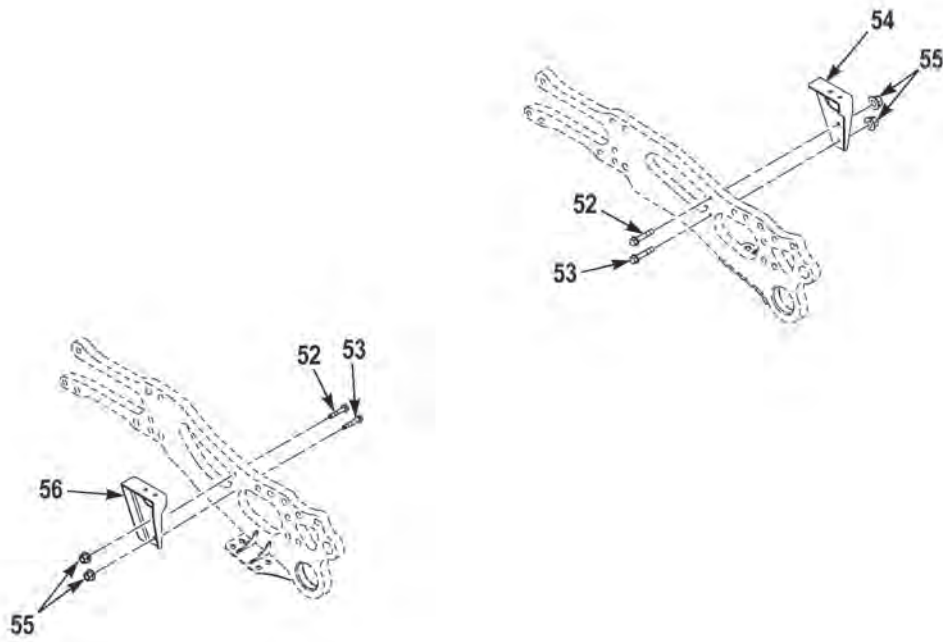


FIGURE 17 - COOLING ASSEMBLY (M1240A1) (SHEET 5 OF 5)

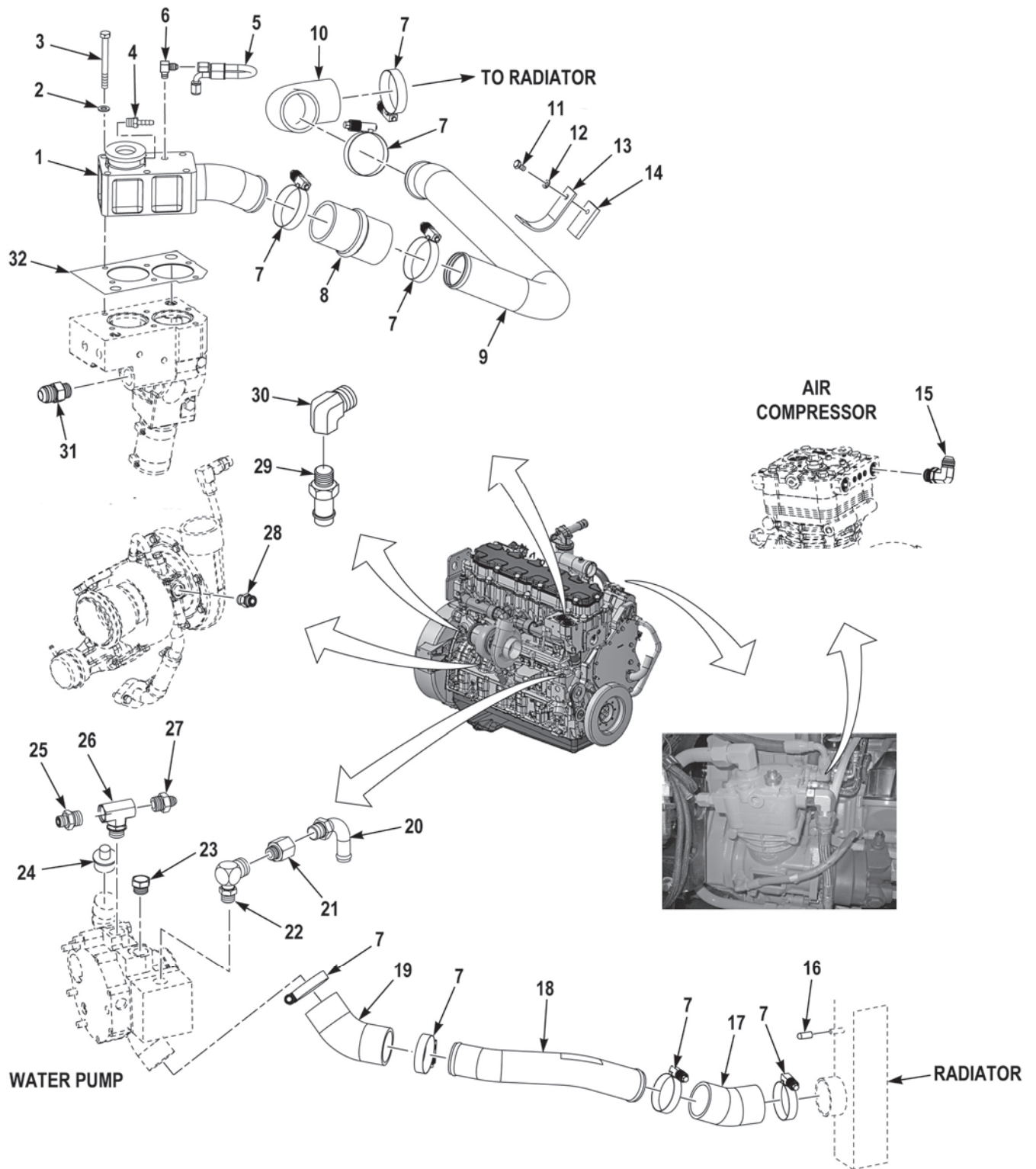
(1) FIG.	(2) ITEM	(3) PART NO.	(4) DESCRIPTION	(5) QTY.	(6) U/M
			GROUP 0501 COOLING SYSTEM FIG. 17 COOLING ASSEMBLY (M1240A1)		
17	1	3829731	COOLING PACKAGE,ASSEMBLY . . . . .	1	EA
17	2	1333510	NUT,SELF-LOCKING,.31-18 G5 ZY . . . . .	6	EA
17	3	3826221	BRACKET,ANGLE,OVERFLOW BOTTLE,LH . . . . .	1	EA
17	4	3829642	SUPPORT ASSEMBLY,RADIATOR, VEHICULAR,RH . . . . .	1	EA
17	5	155843	BOLT,MACHINE,5/16-18 X 1 1/4 . . . . .	1	EA
17	6	0155840	SCREW,CAP,HEX HEAD,.31-18 X 1.00 G5 ZY . . . . .	1	EA
17	7	5170704AJ	AIR COOLER,CHARGED . . . . .	1	EA
17	8	3822416	SPACER,SLEEVE, . . . . .	2	EA
17	9	12Z2007-71	NUT,SELF-LOCKING,#10-24 NS SS . . . . .	18	EA
17	10	3821304	BRACKET,MOUNTING, . . . . .	2	EA
17	11	3524927024	SCREW,CAP,HEX HEAD,M8-1.25 X 20 MM . . . . .	13	EA
17	12	3825020	HOSE ASSEMBLY, . . . . .	1	EA
17	13	1416350	SCREW,MACHINE,10-24 X 3/4 . . . . .	18	EA
17	14	RD-4-6611-0P	CONDENSER,REFRIGERATION. . . . .	1	EA
17	15	RD-2-5590-0	. HOSE ASSEMBLY, . . . . .	1	EA
17	16	3274614	NUT,PLAIN,HEXAGON,9/16-18 . . . . .	4	EA
17	17	3823317	WASHER,FLAT,M15 . . . . .	4	EA
17	18	3822425	STUD,9/16-18 X 8 3/8. . . . .	2	EA
17	19	3829644	BRACKET,MOUNTING, . . . . .	1	EA
17	20	155842	SCREW,CAP,HEX HEAD,.31-18X.75 G5 ZY . . . . .	2	EA
17	21	3822417	SPACER,SLEEVE, . . . . .	2	EA
17	22	735263	CHARGE AIR COOLER,COOLANT,ENGINE. . . . .	1	EA
17	23	3276295	SWITCH,PRESSURE, . . . . .	1	EA
17	24	39765	SWITCH,PUSH,AC BINARY. . . . .	1	EA
17	25	RD-5-10944	FILTER-DRIER,REFRIGERANT. . . . .	1	EA
17	26	UD300AYDW	CLAMP,LOOP,3.00 ID . . . . .	3	EA
17	27	96056	WASHER,FLAT,.38 X .81 X .07 ZY . . . . .	3	EA
17	28	3826240	INSULATION,ACOUSTICAL,VEHICULAR . . . . .	2	EA
17	29	3829639	BRACKET,VEHICULAR,COMPONENTS,LH . . . . .	1	EA
17	30	3329830	WASHER,FLAT,USED AS A SHIM, QTY AS REQUIRED. . . . .	4	EA
17	31	3846421	BRACKET,MOUNTING, . . . . .	2	EA
17	32	95210A190	NUT,SPEED,M8-1.25 . . . . .	2	EA
17	33	3834731	COOLER,FLUID,TRANSMISSION . . . . .	1	EA
17	34	ALS4-8125-3.8	INSERT,SCREW THREAD,M8-1.25. . . . .	4	EA
17	35	71010	WASHER,FLAT,.20 X .69 X .04 SS. . . . .	4	EA
17	36	3848662	BAFFLE,AIRFLOW,DIESEL ENGINE,LH . . . . .	1	EA
17	37	3830414	DEFLECTOR,AIRFLOW,TOP. . . . .	1	EA

(1) FIG.	(2) ITEM	(3) PART NO.	(4) DESCRIPTION	(5) QTY.	(6) U/M
17	38	3827942	BAFFLE,AIRFLOW,DIESEL ENGINE . . . . .	1	EA
17	39	3848661	BAFFLE,AIRFLOW,DIESEL ENGINE,RH . . . . .	1	EA
17	40	3823688	BRACKET,MOUNTING, . . . . .	2	EA
17	41	10823-01574	NUT,PLAIN,BLIND,.25-20 X .165 AL. . . . .	12	EA
17	42	ALS4-518-150	NUT,PLAIN,BLIND,5/16-18 . . . . .	5	EA
17	43	3890068	BAFFLE,AIRFLOW,DIESEL ENGINE,BOTTOM. . . . .	1	EA
17	44	3436663	SCREW,CAP,HEX HEAD,1/4-20 X 3/4 . . . . .	12	EA
17	45	3822664	RING,RETAINING, . . . . .	1	EA
17	46	3822410	SHROUD,FAN,RADIATOR, . . . . .	1	EA
17	47	18458	SENSING ELEMENT,FIRE DETECTOR SYSTEM . . . . .	2	EA
17	48	3524927026	SCREW,CAP,HEX HEAD,M8-1.25 X 25 MM . . . . .	1	EA
17	49	3821303	BRACKET,MOUNTING, . . . . .	2	EA
17	50	10823-02452	NUT,SELF-LOCKING,3/8-16 . . . . .	4	EA
17	51	10823-01171	SCREW,CAP,HEX HEAD,.38-16X1.00 G8 DA . . . . .	4	EA
17	52	0142776	SCREW,CAP,HEX HEAD,3/8-16 X 2 . . . . .	2	EA
17	53	3437778	SCREW,FLANGE,HEX,.38-16X2.25 G8 DA . . . . .	2	EA
17	54	3833711	BRACKET,COOLING PACK SUPPORT,LH . . . . .	1	EA
17	55	S075142	NUT,SELF-LOCKING,.38-16 G8 PO . . . . .	4	EA
17	56	3833710	BRACKET,COOLING PACK SUPPORT,RH . . . . .	1	EA
17	57	AO-3018	CAP,FILLER OPENING, . . . . .	1	EA

END OF FIGURE



**FIELD AND SUSTAINMENT MAINTENANCE  
RADIATOR PLUMBING (M1240)**



**FIGURE 18 - RADIATOR PLUMBING (M1240) (SHEET 1 OF 2)**

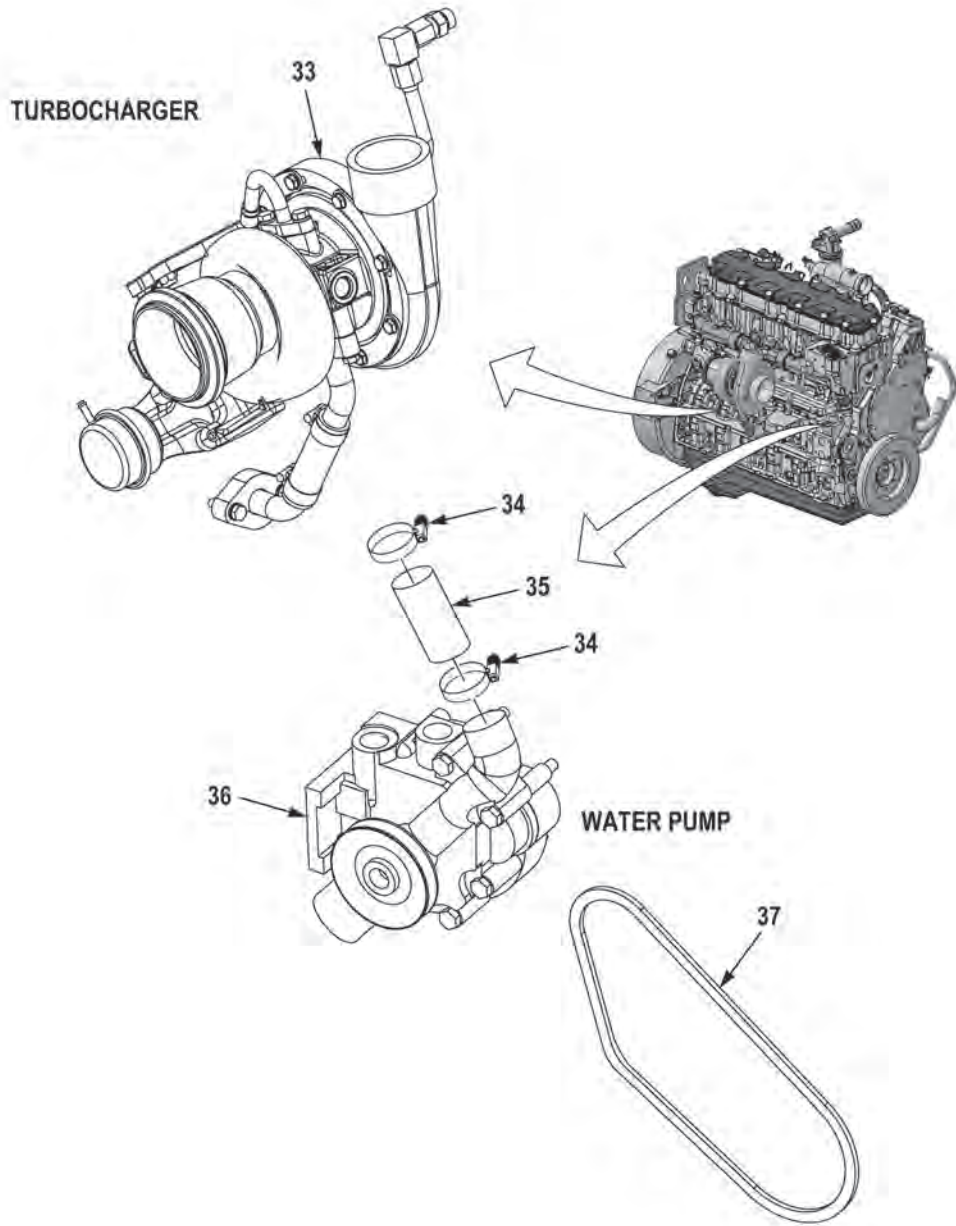


FIGURE 18 - RADIATOR PLUMBING (M1240) (SHEET 2 OF 2)

(1) FIG.	(2) ITEM	(3) PART NO.	(4) DESCRIPTION	(5) QTY.	(6) U/M
			GROUP 0501 COOLING SYSTEM FIG. 18 RADIATOR PLUMBING (M1240)		
18	1	3822312	THERMOSTAT OUTLET, CAT C7 WELDMENT . . . . .	1	EA
18	2	3524929002	WASHER, FLAT M8 X 16 X 1.6 . . . . .	6	EA
18	3	3524931041	SCREW, CAP, HEXAGON, M8 - 1.25 X 80 C10.9 . . .	6	EA
18	4	2096860	FITTING, ST 4 BARB - 4NPT MM BR. . . . .	1	EA
18	5	3831352	HOSE . . . . .	1	EA
18	6	25950AX	FITTING, ST 4JIC - 6NPT MM ST. . . . .	1	EA
18	7	1970850	CLAMP . . . . .	8	EA
18	8	3529488	HOSE, HUMP 2.0 ID SILICONE . . . . .	1	EA
18	9	3822558	TUBE, SUPPLY TO RADIATOR . . . . .	1	EA
18	10	3632202	ELBOW, 90 X 22.00 ID, SILICONE . . . . .	1	EA
18	11	1841HX1	SCREW, CAP, HEXAGON HEAD, 1/4-20 X 1/2 . . . . .	2	EA
18	12	1510150	WASHER, LOCK, 1/4 . . . . .	2	EA
18	13	3826276	BRACKET, SUPPORT, COOLANT RETURN . . . . .	2	EA
18	14	3826277	SPACER, COOLANT RETURN BRACKET . . . . .	2	EA
18	15	14946FX	FITTING, 90 8JIC - 8ORG MM ST . . . . .	1	EA
18	16	3825085	PLUG, CAP .38ID X 1.0LG SIL . . . . .	1	EA
18	17	3822560	HOSE, COOLANT, 22.5 2.00-2.00 SI . . . . .	1	EA
18	18	3822559	TUBE, RETURN TO ENGINE 2.0 . . . . .	1	EA
18	19	3524715	HOSE, ELBOW 45 DEG 2.0 ID. . . . .	1	EA
18	20	1610460	FITTING, 90 12 BEAD - 8NPT MM ST . . . . .	1	EA
18	21	3719886	FITTING, ADAPTER . . . . .	1	EA
18	22	1459630	FITTING, 90 8ORG - 8NPT MF ST . . . . .	1	EA
18	23	3115488	FITTING, PLUG. . . . .	1	EA
18	24	19KP349	THERMOSTAT . . . . .	1	EA
18	25	30857AX	FITTING, ST 8JIC - 12ORG MM ST . . . . .	1	EA
18	26	3754538	FITTING, T 12ORG - 12ORG FFM ST . . . . .	1	EA
18	27	2004940	FITTING, ST 12ORG - 8ORS MM ST . . . . .	1	EA
18	28	3717383	FITTING, ST 10JIC - 8ORG MM ST VITON . . . . .	1	EA
18	29	2838HX	FITTING, STRAIGHT . . . . .	1	EA
18	30	3172121	FITTING, 90. . . . .	1	EA
18	31	1803200	FITTING, ST, 8ORS - 8ORG MM ST. . . . .	1	EA
18	32	3838068	GASKET, THERMOSTAT . . . . .	1	EA
18	33	18KP961	TURBOCHARGER . . . . .	1	EA
18	34	237-5176	CLAMP . . . . .	2	EA
18	35	7E-0759	HOSE . . . . .	1	EA
18	36	18KP959	WATER PUMP . . . . .	1	EA
18	37	036-6775	BELT, WATER PUMP . . . . .	1	EA
18	NI	58058AX	FITTING, BHST 10JIC - 10JIC MM ST . . . . .	2	EA

(1) FIG.	(2) ITEM	(3) PART NO.	(4) DESCRIPTION	(5) QTY.	(6) U/M
18	NI	1974430	FITTING, 90 4BARB - 2NPT MM PL . . . . .	1	EA
18	NI	3524929003	WASHER, FLAT, M10 X 20 X 2 . . . . .	2	EA
18	NI	3524931055	SCREW, CAP, HEXAGON, M10-1.5 X 16 C10.9 . . . .	2	EA
18	NI	127359A	FITTING, PLUG 12ORG M ST EXHEX . . . . .	1	EA
18	NI	2286HX	CLIP, CUSHION .50 ST VY . . . . .	1	EA
18	NI	3717382	FITTING, 90 10JIC - 8ORG MM ST VITON. . . . .	2	EA
18	NI	3697737	CLIP, CUSHION .62 ST .41H . . . . .	4	EA
18	NI	3159894	FITTING, ST 4BARB - 6NPT MM BR . . . . .	2	EA
18	NI	15298FX	FITTING, 90 4JIC - 2NPT MM ST . . . . .	1	EA
18	NI	2096860	FITTING, ST, 4BARB - 4NPT MM BR . . . . .	1	EA

END OF FIGURE

---

**FIELD AND SUSTAINMENT MAINTENANCE  
RADIATOR PLUMBING (M1240A1)**

---

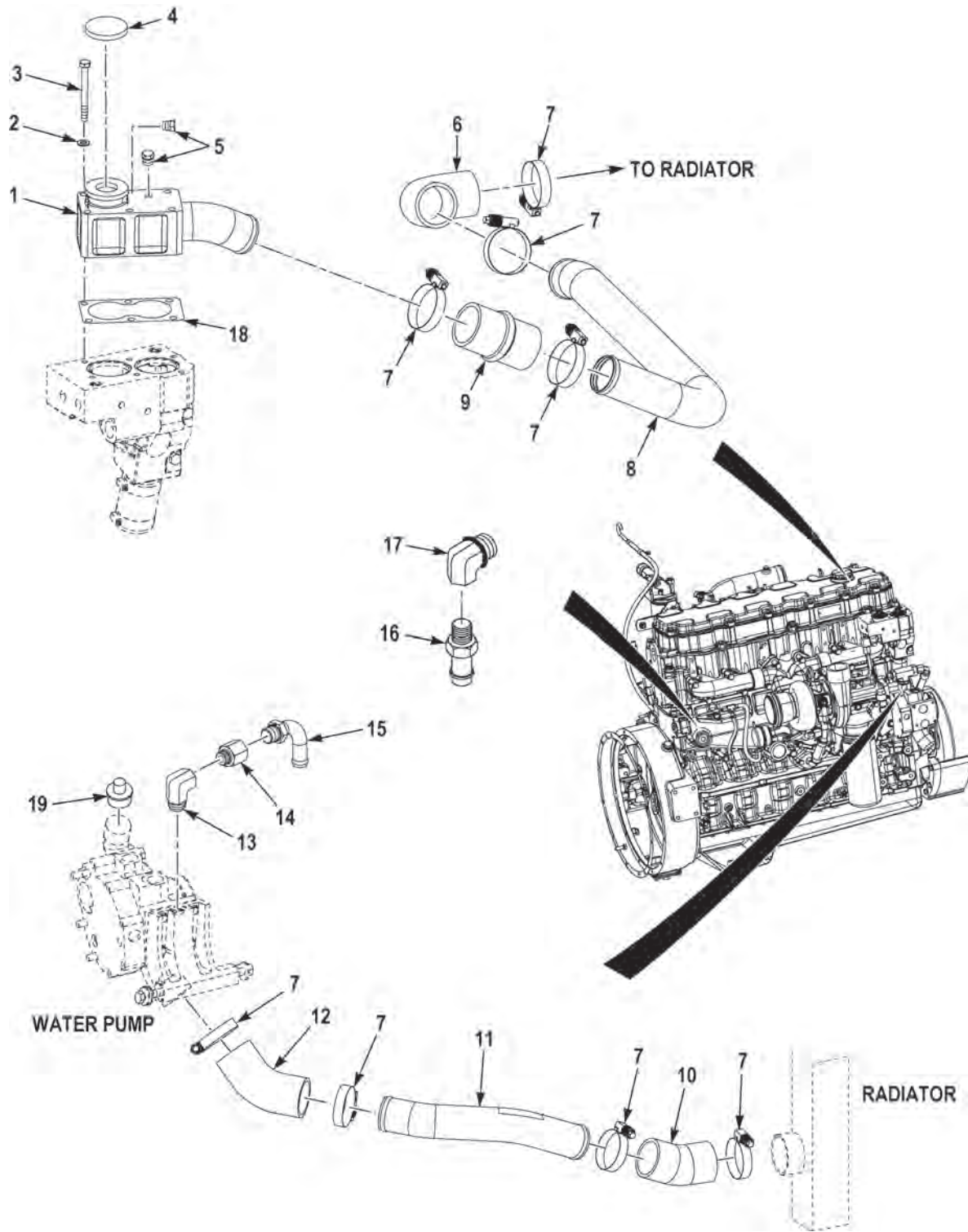


FIGURE 19 - RADIATOR PLUMBING (M1240A1)

(1) FIG.	(2) ITEM	(3) PART NO.	(4) DESCRIPTION	(5) QTY.	(6) U/M
			GROUP 0501 COOLING SYSTEM FIG. 19 RADIATOR PLUMBING (M1240A1)		
19	1	3822312	WATER OUTLET,ENGINE,CAT C7 .....	1	EA
19	2	3524929002	WASHER,FLAT,M8X16X1.6 DG .....	6	EA
19	3	3524931041	BOLT,MACHINE,M8-1.25 X 80 MM .....	6	EA
19	4	AO-3018	CAP,FILLER OPENING, .....	1	EA
19	5	7538990	PLUG,PIPE,.....	2	EA
19	6	3898227	HOSE,PREFORMED,.....	1	EA
19	7	12414507-006	CLAMP,HOSE, .....	8	EA
19	8	3822558	TUBING,METALLIC, .....	1	EA
19	9	3529488	HOSE,NONMETALLIC,.....	1	EA
19	10	3822560	HOSE,PREFORMED,.....	1	EA
19	11	3822559	TUBING,METALLIC, .....	1	EA
19	12	3864840	ELBOW,HOSE, .....	1	EA
19	13	206801-8-8S	ELBOW,PIPE TO BOSS, .....	1	EA
19	14	1529480	COUPLING,PIPE, .....	1	EA
19	15	HIC-128-90	ELBOW,PIPE TO TUBE,.....	1	EA
19	16	2035010012	FITTING,STRAIGHT,.....	1	EA
19	17	12-3/4 AOEG-S	ELBOW,PIPE,.....	1	EA
19	18	222-5915	GASKET,.....	1	EA
19	19	19KP349	THERMOSTAT .....	1	EA

END OF FIGURE





---

**FIELD AND SUSTAINMENT MAINTENANCE  
SURGE TANK ASSEMBLY (M1240A1)**

---

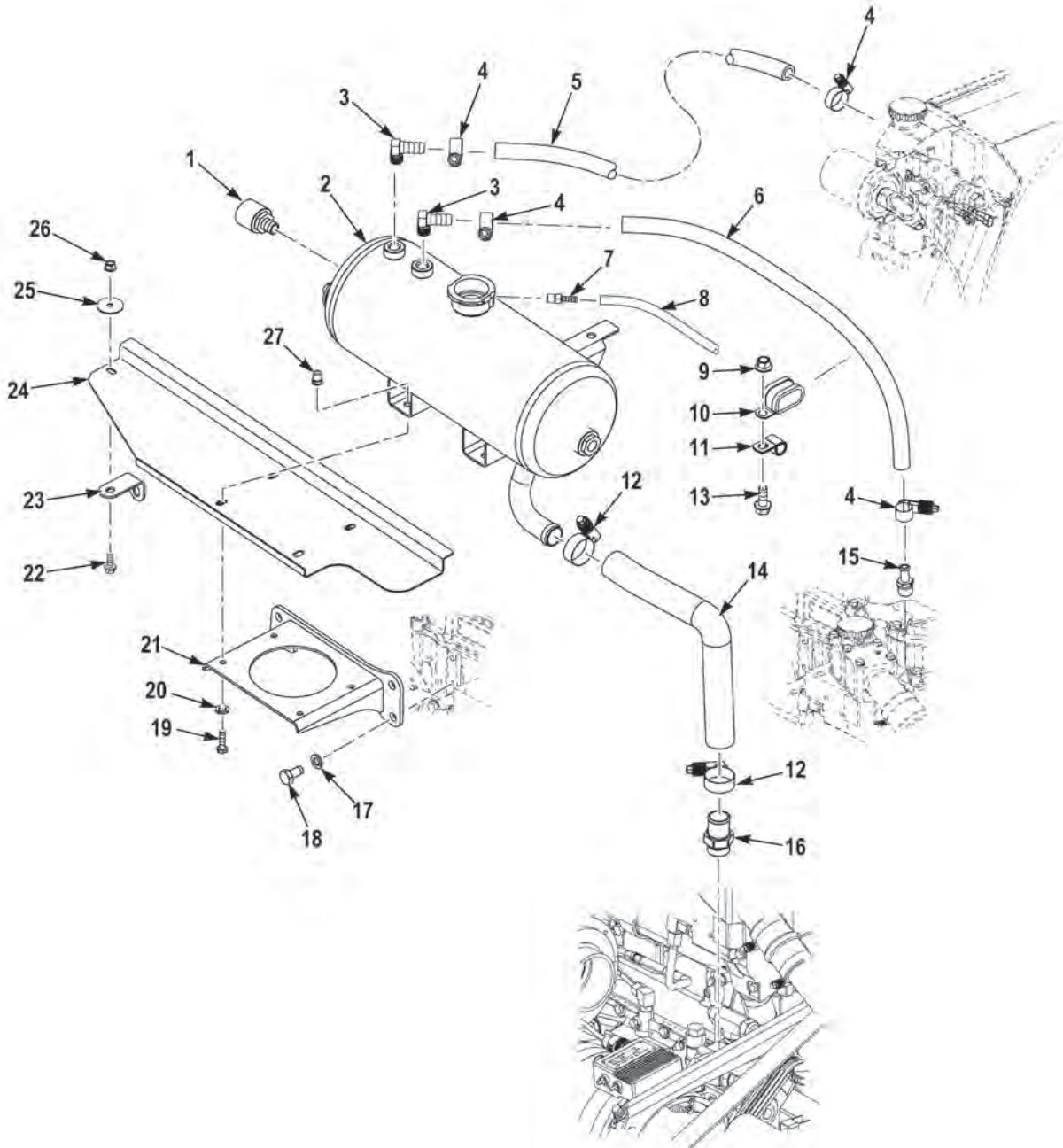


FIGURE 20 - SURGE TANK ASSEMBLY (M1240A1)

(1) FIG.	(2) ITEM	(3) PART NO.	(4) DESCRIPTION	(5) QTY.	(6) U/M
			GROUP 0501 COOLING SYSTEM FIG. 20 SURGE TANK ASSEMBLY (M1240A1)		
20	1	85927-C	SWITCH,COOLANT,.....	1	EA
20	2	3880073	TANK,RADIATOR,OVERFLOW .....	1	EA
20	3	3294693	ELBOW,PIPE TO HOSE, .....	2	EA
20	4	3315591	CLAMP,CONST TORQUE,.78-.44ID .....	4	EA
20	5	3053598-048	HOSE ASSEMBLY,MAKE FROM HOSE P/N 848-6 (98441), 48 IN LG .....	1	EA
20	6	3053598-023	HOSE ASSEMBLY,MAKE FROM HOSE P/N 848-6 (98441), 23 IN LG .....	1	EA
20	7	4-2 B2HF-B	ADAPTER,STRAIGHT,PIPE TO HOSE .....	1	EA
20	8	3058529-068	HOSE ASSEMBLY,MAKE FROM HOSE P/N 27036 (24161), 68 IN LG .....	1	EA
20	9	10823-00318	NUT,SELF-LOCKING,.38-16 G5 ZY .....	1	EA
20	10	S344G12	CLAMP,LOOP,.75 ID.....	1	EA
20	11	TA720-S8	CLAMP,LOOP,.50 ID.....	2	EA
20	12	1976240	CLAMP,HOSE,1.75-1.00ID .....	2	EA
20	13	0155849	BOLT,MACHINE,.38-16 X 1.00 G5 ZY .....	1	EA
20	14	3882298	TUBING,NONMETALLIC, .....	1	EA
20	15	68HB-6-6	ADAPTER,STRAIGHT,.....	1	EA
20	16	685HB-16-12	ADAPTER,STRAIGHT,HOSE TO BOSS .....	1	EA
20	17	122755A	WASHER,LOCK,M10 X 18 X 2.2 ZY HD .....	4	EA
20	18	3836215001	SCREW,CAP,HEX HEAD,M10-1.5 X 20 MM .....	4	EA
20	19	95005	SCREW,CAP,HEX HEAD,.25-20 X 1.00 G5 ZY .....	4	EA
20	20	3268674	WASHER,LOCK,.25 X .49 X .06 DA.....	4	EA
20	21	3881680	BRACKET,VEHICULAR,.....	1	EA
20	22	110961	SCREW,CAP,HEX HEAD,.25-20 X .75 G5 ZY .....	1	EA
20	23	3881684	BRACKET,ANGLE,REAR SUPPORT.....	1	EA
20	24	3881683	HEAT SHIELD,EXHAUST, .....	1	EA
20	25	3271529	WASHER,FLAT,.27 X 1.25 X .06 DA.....	1	EA
20	26	0192408	NUT,SELF-LOCKING,.25-20 G5 ZY .....	1	EA
20	27	ALA1-420-165	NUT,PLAIN,BLIND,.25-20 X .165 AL .....	4	EA

END OF FIGURE



---

**FIELD AND SUSTAINMENT MAINTENANCE  
FAN SHROUD (M1240)**

---

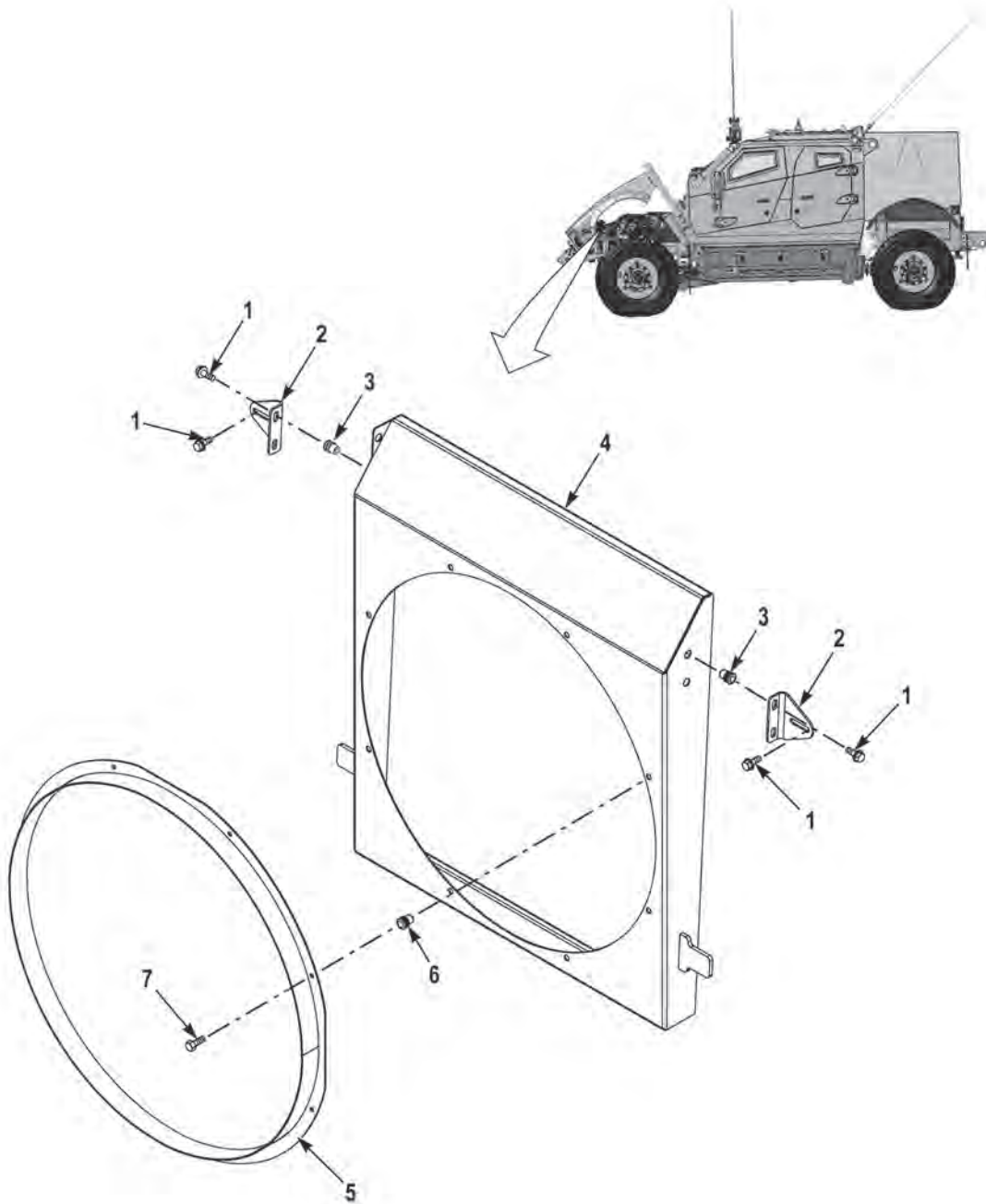


FIGURE 21 - FAN SHROUD (M1240)

(1) FIG.	(2) ITEM	(3) PART NO.	(4) DESCRIPTION	(5) QTY.	(6) U/M
			GROUP 0502 FAN SHROUD FIG. 21 FAN SHROUD (M1240)		
21	1	3524927024	SCREW, FLANGED, HEXAGON HEAD, M8-1.25 X 20. ....	6	EA
21	2	3823688	BRACKET . . . . .	2	EA
21	3	3529282007	INSERT, THREADED, M8-1.25 X 3.80. ....	4	EA
21	4	3822410	SHROUD, FAN . . . . .	1	EA
21	5	3822664	RING, SHROUD . . . . .	1	EA
21	6	2239930	INSERT, THREADED, 1/4-20 . . . . .	8	EA
21	7	3436663	SCREW, CAP, HEXAGON HEAD, 1/4-20 X 3/4 . . . . .	8	EA

END OF FIGURE





---

**FIELD AND SUSTAINMENT MAINTENANCE  
ACCESSORY DRIVE (M1240)**

---

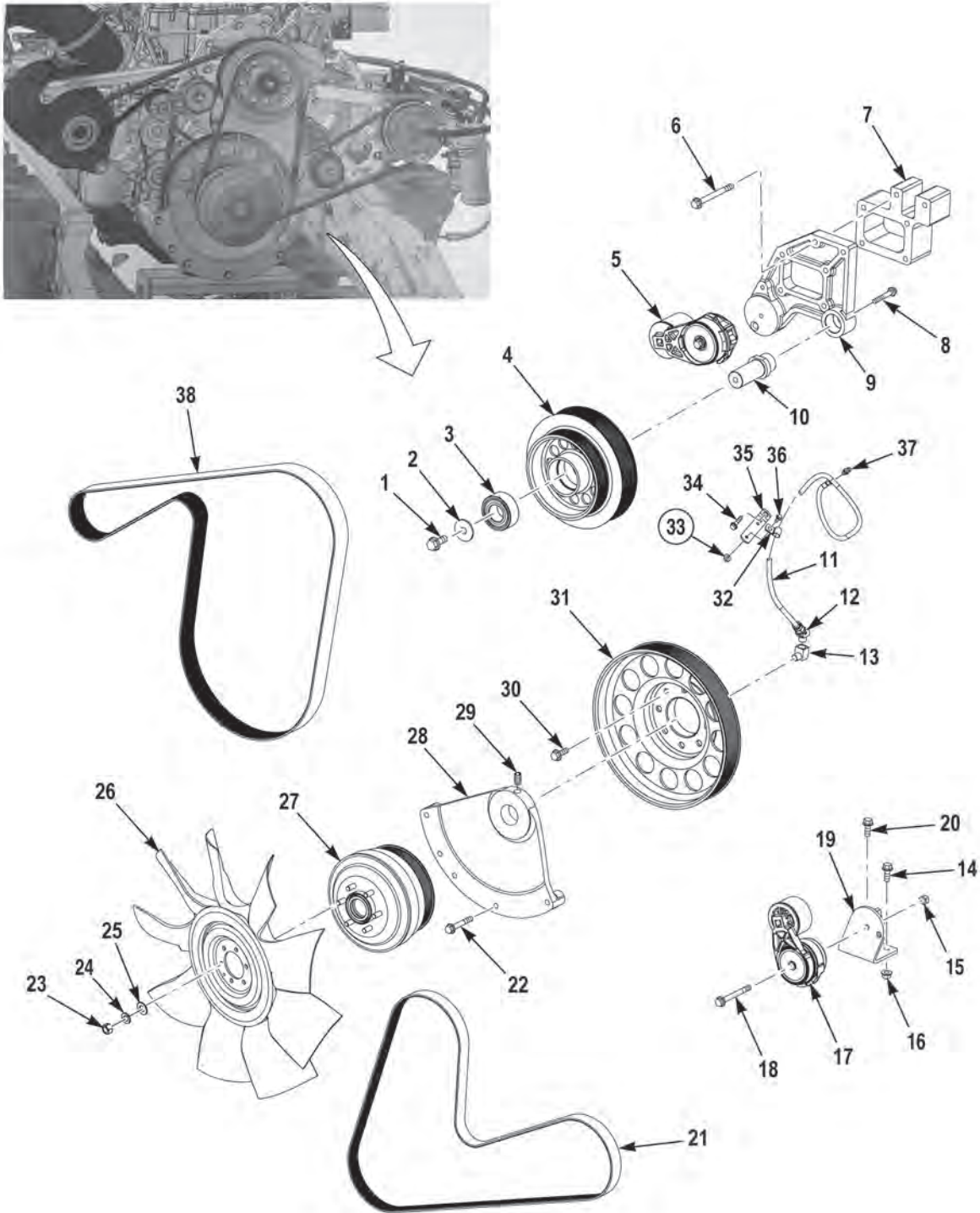


FIGURE 22 - ACCESSORY DRIVE (M1240)

(1) FIG.	(2) ITEM	(3) PART NO.	(4) DESCRIPTION	(5) QTY.	(6) U/M
			GROUP 0505 FAN ASSEMBLY		
			FIG. 22 ACCESSORY DRIVE (M1240)		
22	1	3273024	SCREW, FLANGED, HEXAGON, 1/2-13 X 1 1/4 . . . .	1	EA
22	2	3819592	PLATE, BEARING RETAINER . . . . .	1	EA
22	3	3811993	BEARING . . . . .	2	EA
22	4	3819599	PULLEY, DRIVE THROUGH 12-8 GRV . . . . .	1	EA
22	5	3823690	TENSIONER, 12GRV, 575 IN-LBS . . . . .	1	EA
22	6	3524927068	SCREW, FLANGED, HEXAGON HEAD, M10-1.5 X 110 . . . . .	6	EA
22	7	3820784	SPACER, ACCESS DRIVE . . . . .	1	EA
22	8	3442484	SCREW, FLANGED, HEXAGON, 1/2-13 X 1 1/2 . . . .	1	EA
22	9	3820783	BRACKET, ACCESS DRIVE MTB . . . . .	1	EA
22	10	3820785	SHAFT, ACCESS DRIVE PULLEY . . . . .	1	EA
22	11	3832758	AIR LINE . . . . .	1	EA
22	12	54339AX	FITTING, 45 4JIC-4NPT MM BR. . . . .	1	EA
22	13	10017FX	FITTING, 90 2NPT-2NPT MF BR . . . . .	1	EA
22	14	3266319	SCREW, CAP, HEXAGON HEAD, 3/8-16 X 1 1/2 . . .	2	EA
22	15	1410950	NUT, SELF-LOCKING, HEXAGON, 3/8-16 . . . . .	1	EA
22	16	3266309	NUT, SELF-LOCKING, HEXAGON, 3/8-16 . . . . .	2	EA
22	17	3726093	TENSIONER, BELT, 8 GROOVE . . . . .	1	EA
22	18	3266321	SCREW, CAP, HEXAGON HEAD, 3/8-16 X 3 1/2 . . .	2	EA
22	19	3820501	BRACKET, BELT TENSIONER . . . . .	1	EA
22	20	3266317	SCREW, CAP, 3/8-16 X 1 . . . . .	2	EA
22	21	3823403	BELT, POLY 8 GROOVE . . . . .	1	EA
22	22	3183697	SCREW, CAP, HEXAGON HEAD, .38-16 X 2 1/2 . . .	5	EA
22	23	373AX1	NUT, PLAIN, HEXAGON, .38-24 . . . . .	6	EA
22	24	3268945	WASHER, LOCK, 3/8 . . . . .	6	EA
22	25	3268987	WASHER, FLAT, 3/8 . . . . .	6	EA
22	26	3821259	FAN 24.0, PULLER . . . . .	1	EA
22	27	3834765	FAN CLUTCH, 8PK, 175.75 . . . . .	1	EA
22	28	3832764	BRACKET, FAN CLUTCH MOUNT . . . . .	1	EA
22	29	2834HX	SET SCREW . . . . .	1	EA
22	30	3524927055	SCREW, FLANGED, HEXAGON HEAD, M10-1.50 X 30 . . . . .	8	EA
22	31	3819598	PULLEY, CRANK, 12 GRV . . . . .	1	EA
22	32	2286HX	CLIP, CUSHION .50 . . . . .	1	EA
22	33	1600460	NUT, SELF-LOCKING, CLINCH, .25-20 . . . . .	1	EA
22	34	3524927029	SCREW, FLANGED, HEXAGON HEAD, M8-1.25 X 35 . . . . .	1	EA
22	35	1353990	BRACKET, STANDOFF . . . . .	1	EA
22	36	1606140	SCREW, CAP, HEXAGON HEAD, 1/4-20 X 3/4 . . . .	1	EA

---

(1) FIG.	(2) ITEM	(3) PART NO.	(4) DESCRIPTION	(5) QTY.	(6) U/M
22	37	19401FX	FITTING, STRAIGHT 4JIC-4NPT MM .....	1	EA
22	38	3823402	BELT, POLY, 12 GROOVE.....	1	EA

END OF FIGURE

---

**FIELD AND SUSTAINMENT MAINTENANCE  
ALTERNATOR 570 AMP (M1240)**

---



(1) FIG.	(2) ITEM	(3) PART NO.	(4) DESCRIPTION	(5) QTY.	(6) U/M
			GROUP 0601 ALTERNATOR		
			FIG. 23 ALTERNATOR 570 AMP (M1240)		
23	1	10823-01171	SCREW,CAP,HEX HEAD 3/8-16 X 1 . . . . .	2	EA
23	2	3822788	BRACKET VEHICULAR COMPONENTS. . . . .	1	EA
23	3	N1609-4	GENERATOR WITH PULLEY. . . . .	1	EA
23	4	N3243	. . REGULATOR,VOLTAGE. . . . .	1	EA
23	5	N9529	. . SPACER,PLATE . . . . .	2	EA
23	6	2175	. . WASHER,FLAT . . . . .	2	EA
23	7	N9018	. . WASHER SPRING TENSION. . . . .	2	EA
23	8	N9562	. . SCREW,CAP,HEX HEAD 10-32 X 1 . . . . .	2	EA
23	9	N9465	. . WASHER,FLAT . . . . .	1	EA
23	10	N9467	. . NUT,PLAIN,CAP . . . . .	1	EA
23	11	N9410	. . NUT,PLAIN,OCTAGON. . . . .	1	EA
23	12	500-1114-003	. . WASHER,FLAT . . . . .	1	EA
23	13	N9499	. . BOLT,MACHINE 1/4-28 X 5/8 . . . . .	1	EA
23	14	N9459	. . WASHER,LOCK 1/4 . . . . .	1	EA
23	15	N1609	. GENERATOR ENGINE ACCESSORY . . . . .	1	EA
23	16	N9455	. . WASHER,FLAT 5/16. . . . .	2	EA
23	17	N9015	. . WASHER,LOCK 5/16 . . . . .	2	EA
23	18	N9014	. . BOLT,MACHINE 5/16-18 X 3/4 . . . . .	2	EA
23	19	N9331	. . WASHER,FLAT 3/8. . . . .	2	EA
23	20	N9461	. . WASHER,LOCK 3/8 . . . . .	2	EA
23	21	N9528	. . BOLT,MACHINE 3/8-16 X 1 . . . . .	2	EA
23	22	N9217	. . BOLT,EYE . . . . .	1	EA
23	23	N9231	. . NUT,PLAIN,HEXAGON M20-1.5. . . . .	1	EA
23	24	N9642	. . WASHER SPRING TENSION, M20 . . . . .	1	EA
23	25	N9525	. . KEY,WOODRUFF . . . . .	1	EA
23	26	N4048	. PULLEY,GROOVE . . . . .	1	EA
23	27	33861	WASHER,FLAT 9/16. . . . .	4	EA
23	28	123499	WASHER,LOCK 9/16 . . . . .	2	EA
23	29	3687587003	SCREW,CAP,HEX HEAD 9/16-12 X 1 3/4 . . . . .	1	EA
23	30	3820790	BRACKET,MOUNTING. . . . .	1	EA
23	31	10823-02546	WASHER,FLAT M14. . . . .	2	EA
23	32	10823-07771	SCREW,CAP,HEX HEAD M14-2.0 X 30 MM . . . . .	2	EA
23	33	3829543	BRACKET VEHICULAR COMPONENTS. . . . .	1	EA
23	34	3524927026	SCREW,CAP,HEX HEAD M8-1.25 X 25 MM . . . . .	4	EA
23	35	3687587002	SCREW,CAP,HEX HEAD 9/16-12 X 2 1/4 . . . . .	1	EA
23	36	5120903	BELT,V . . . . .	1	EA

END OF FIGURE

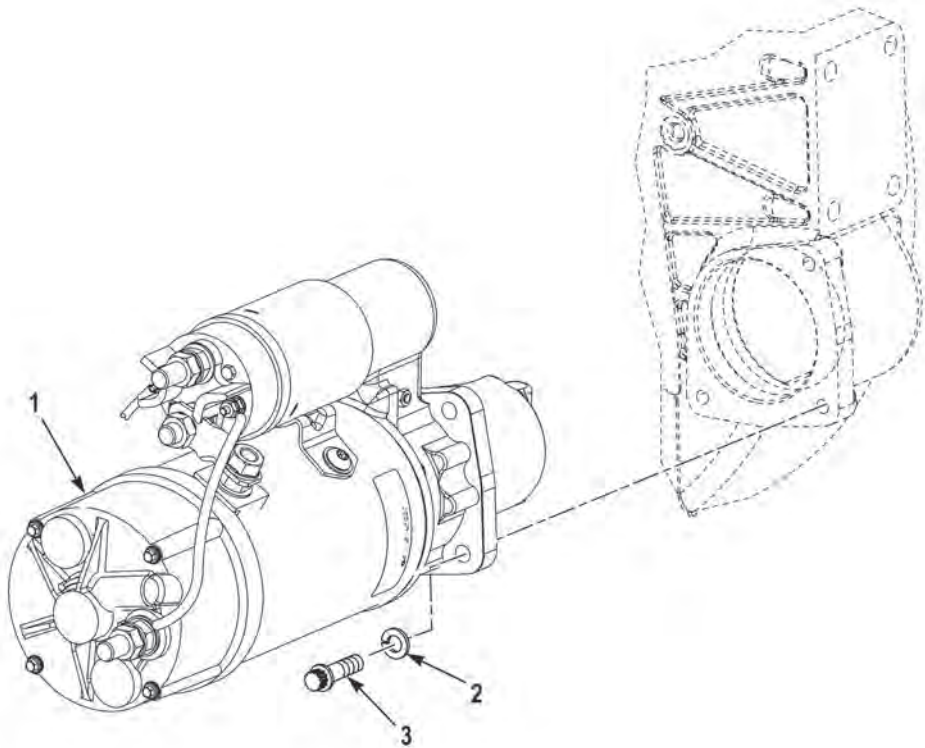




---

**FIELD AND SUSTAINMENT MAINTENANCE  
STARTER (M1240)**

---



**FIGURE 24 - STARTER (M1240)**

(1) FIG.	(2) ITEM	(3) PART NO.	(4) DESCRIPTION	(5) QTY.	(6) U/M
			GROUP 0603 STARTING MOTOR FIG. 24 STARTER (M1240)		
24	1	3686602	STARTER, 24V . . . . .	1	EA
24	2	3524930003	WASHER, LOCK, SPLIT, M10 X 18.1 X 2.2 . . . . .	3	EA
24	3	3537689001	SCREW, CAP, M10-1.5. . . . .	3	EA

END OF FIGURE



---

**FIELD AND SUSTAINMENT MAINTENANCE  
DASH COMPONENTS (M1240)**

---

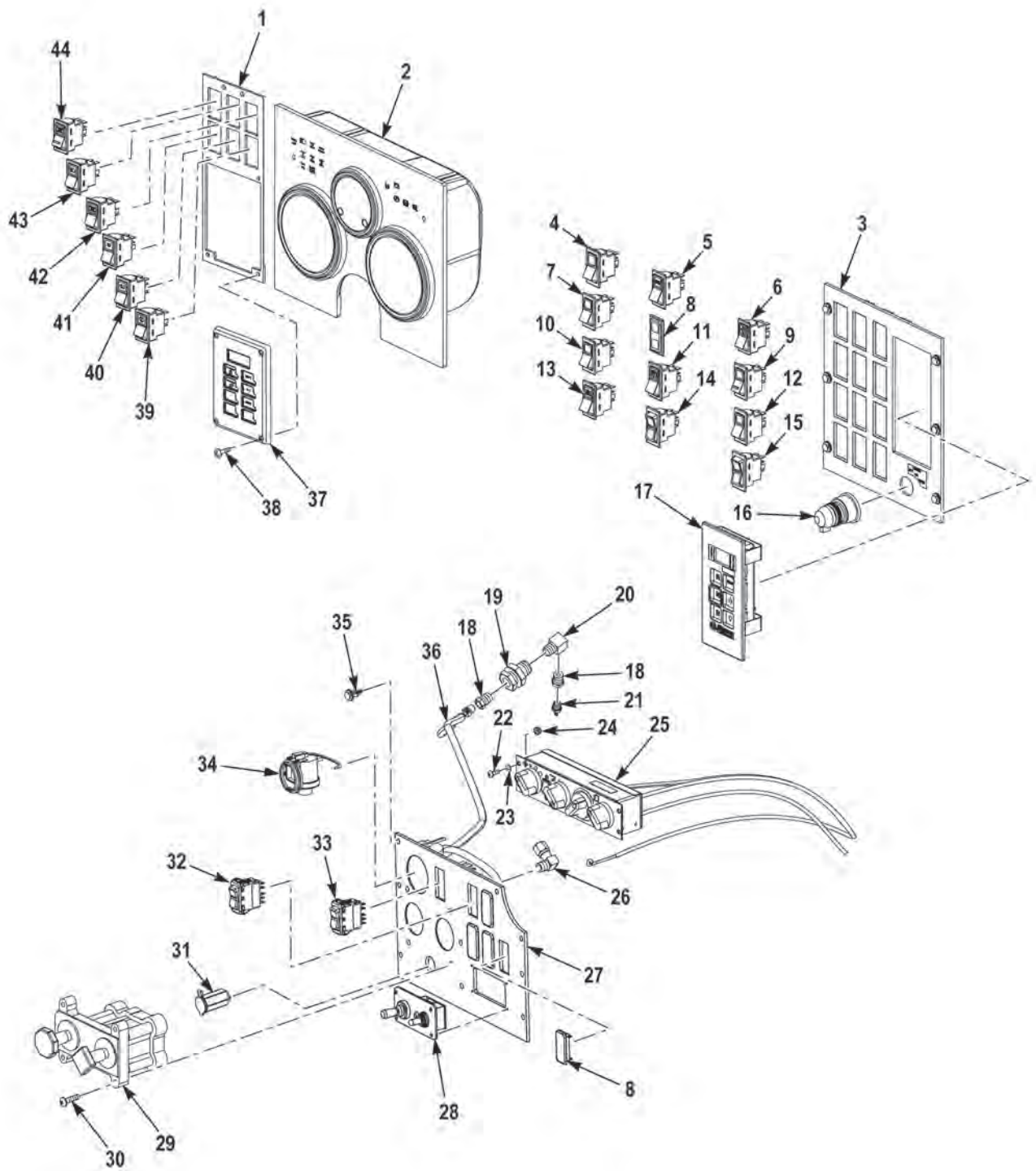


FIGURE 25 - DASH COMPONENTS (M1240)

(1) FIG.	(2) ITEM	(3) PART NO.	(4) DESCRIPTION	(5) QTY.	(6) U/M
			GROUP 0607 INSTRUMENT OR ENGINE CONTROL PANELS FIG. 25 DASH COMPONENTS (M1240)		
25	1	3834733	PANEL ASSEMBLY, LH SWITCH, NGR . . . . .	1	EA
25	2	3846212	PANEL, MULTIPLEXED INSTRUMENT . . . . .	1	EA
25	3	3846260	PANEL ASSEMBLY, RH SWITCH, NGR. . . . .	1	EA
25	4	3834908	SWITCH, NGR, ENGINE HIGH IDLE . . . . .	1	EA
25	5	3680107	SWITCH, NGR, EXHAUST BRAKE . . . . .	1	EA
25	6	3834907	SWITCH, NGR DRIVELINE LOCK . . . . .	1	EA
25	7	3834780	SWITCH, NGR TOW MODE . . . . .	1	EA
25	8	3631186	SWITCH, NGR HOLE PLUG . . . . .	1	EA
25	9	3834783	SWITCH, NGR TCASE, HI LOW . . . . .	1	EA
25	10	3845578	SWITCH, EATON NGR, FAN FORD . . . . .	1	EA
25	11	3834906	SWITCH, NGR ABS DIAGNOSTICS . . . . .	1	EA
25	12	3834782	SWITCH, NGR, REAR HVAC . . . . .	1	EA
25	13	3834784	SWITCH, NGR, DASH LT DMR . . . . .	1	EA
25	14	3602495	SWITCH, NGR, DIMMER . . . . .	1	EA
25	15	3681800	SWITCH, NGR, DOME LIGHT DOUBLE POLE . . . . .	1	EA
25	16	1315480	IGNITION SWITCH . . . . .	1	EA
25	17	3768812	SHIFTER, XMSN, COMMON, MY09 . . . . .	1	EA
25	18	112971A	BUSHING, PIPE . . . . .	2	EA
25	19	1220FX	COUPLING, PIPE . . . . .	1	EA
25	20	4554FX	FITTING, 90. . . . .	1	EA
25	21	3716084	FITTING, STRAIGHT . . . . .	1	EA
25	22	1416340	SCREW, MACHINE . . . . .	4	EA
25	23	2149HX1	WASHER, LOCK. . . . .	4	EA
25	24	1376550	NUT, SELF-LOCKING, HEXAGON, #10-24 . . . . .	4	EA
25	25	3818101	CONTROL, PANEL, HEATER-AC . . . . .	1	EA
25	26	111500A	FITTING, 90. . . . .	6	EA
25	27	3844305	PANEL ASSEMBLY, AIR, ELECTRIC . . . . .	1	EA
25	28	3830246	CONTROLLER, SPOT LIGHT, GO LIGHT . . . . .	1	EA
25	29	3064940	VALVE, DASH MANIFOLD . . . . .	1	EA
25	30	1499830	SCREW, MACHINE . . . . .	4	EA
25	31	3835987	12V ACCESSORY OUTLET . . . . .	1	EA
25	32	3844299	SWITCH, NGR, SPOT LIGHT. . . . .	1	EA
25	33	3835018	SWITCH, NGR, DE-ICER . . . . .	1	EA
25	34	3652642	GAUGE, RESTRICTION IND, 24V . . . . .	1	EA
25	35	3245267	FASTENER, PUSH PIN CONTROL PANEL . . . . .	24	EA
25	36	40AW168	HOSE, WINDSHIELD WASHER. . . . .	1	EA
25	37	3820723	CONTROLLER, CTIS . . . . .	1	EA

---

(1) FIG.	(2) ITEM	(3) PART NO.	(4) DESCRIPTION	(5) QTY.	(6) U/M
25	38	1978490	SCREW, MACHINE, PAN,XR #10-24 X 1.00 . . . . .	4	EA
25	39	3702535	SWITCH, NGR, CTIS DISABLE . . . . .	1	EA
25	40	3834806	SWITCH, NGR, WIPER. . . . .	1	EA
25	41	3602489	SWITCH, NGR, WASHER. . . . .	1	EA
25	42	3557108	SWITCH, NGR, MASTER LIGHTING . . . . .	1	EA
25	43	3661037	SWITCH, NGR, B.O. SERVICE SELECT . . . . .	1	EA
25	44	3661038	SWITCH, NGR, B.O. LIGHTING. . . . .	1	EA

END OF FIGURE



---

**FIELD AND SUSTAINMENT MAINTENANCE  
CENTER CONSOLE PANEL (M1245)**

---

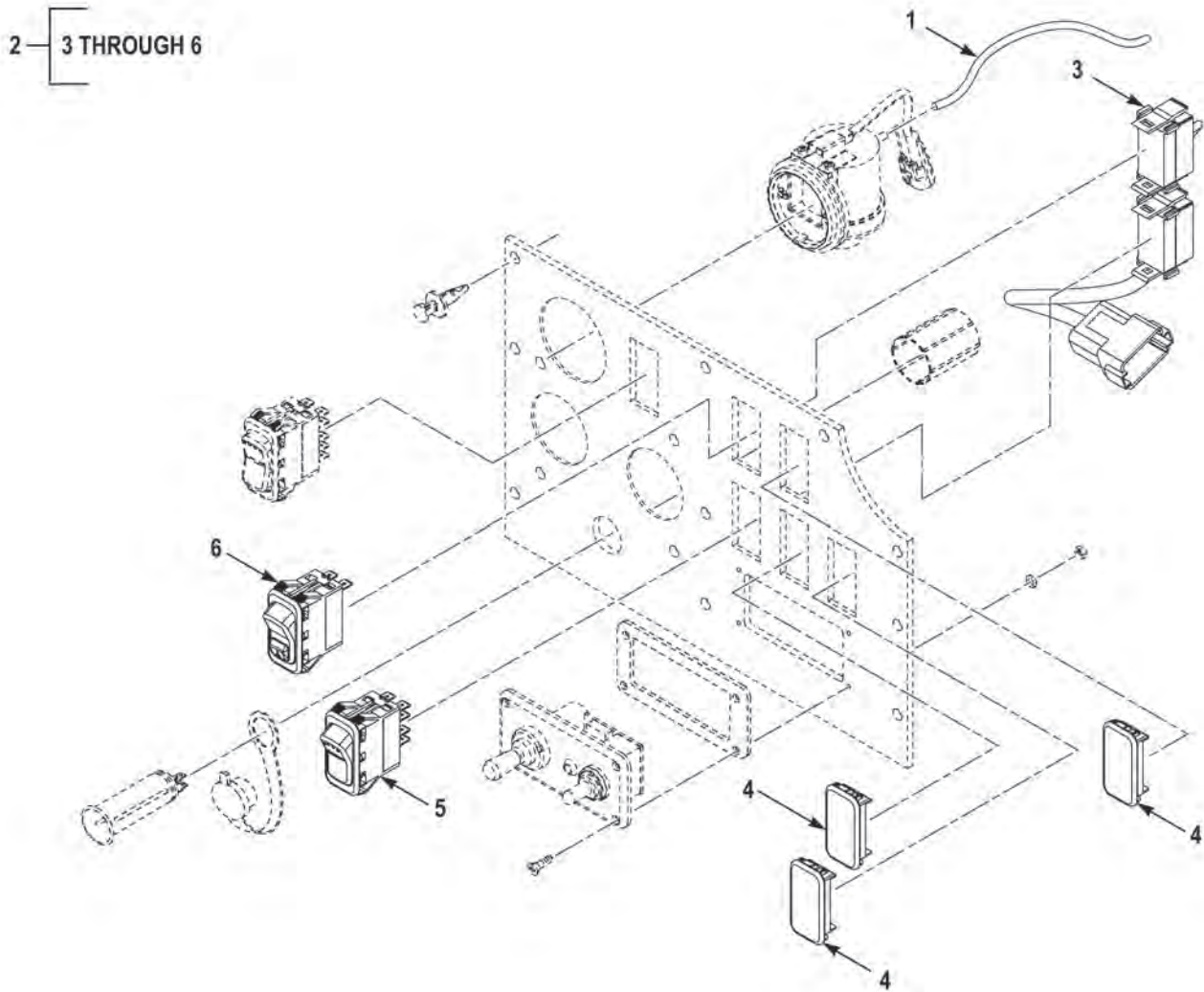


FIGURE 26 - CENTER CONSOLE PANEL (M1245)

(1) FIG.	(2) ITEM	(3) PART NO.	(4) DESCRIPTION	(5) QTY.	(6) U/M
			GROUP 0607 INSTRUMENT OR ENGINE CONTROL PANELS FIG. 26 CENTER CONSOLE PANEL (M1245)		
26	1	40AW168-43	HOSE, NONMETALLIC, MAKE FROM HOSE P/N 91-546 (60703), 43 IN LONG . . . . .	1	EA
26	2	3886019	PANEL, VEHICULAR, ACCESS SWITCH . . . . .	1	EA
26	3	3886225	. WIRING HARNESS . . . . .	1	EA
26	4	17-21543	. BUTTON, PLUG. . . . .	3	EA
26	5	8961K3007	. SWITCH, TOGGLE, IR LIGHTS . . . . .	1	EA
26	6	8961K3008	. SWITCH, TOGGLE, BLACKOUT SPOTLIGHT . . . . .	1	EA

END OF FIGURE



---

**FIELD AND SUSTAINMENT MAINTENANCE  
INSTRUMENT PANEL (M1245)**

---

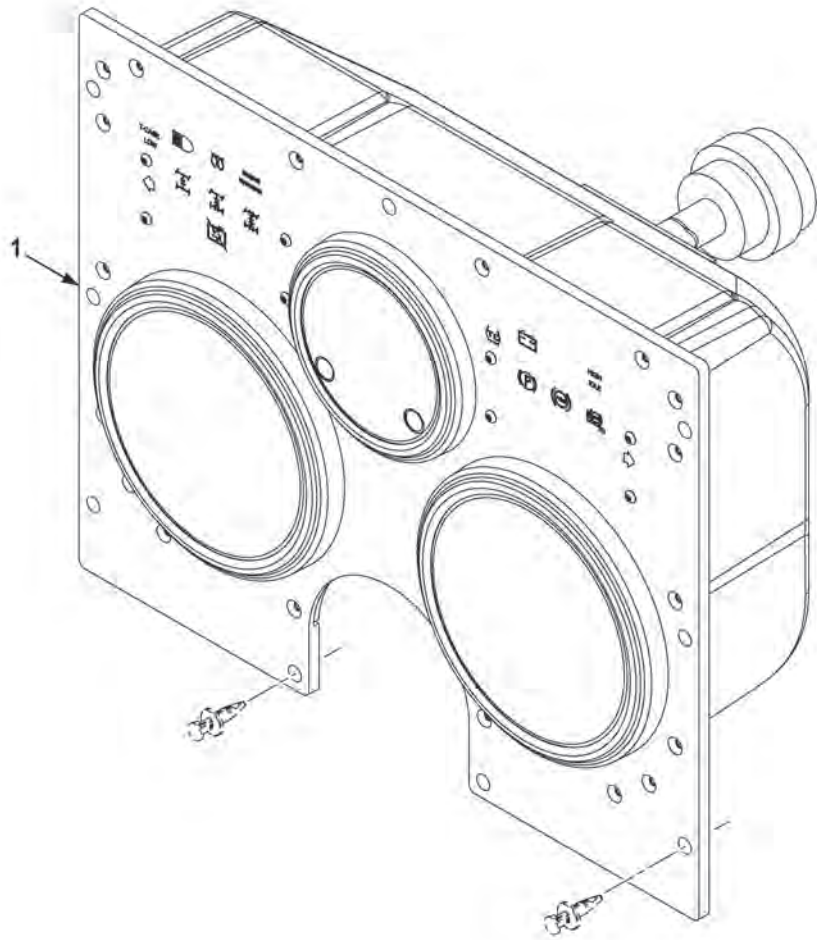


FIGURE 27 - INSTRUMENT PANEL (M1245)

(1) FIG.	(2) ITEM	(3) PART NO.	(4) DESCRIPTION	(5) QTY.	(6) U/M
			GROUP 0607 INSTRUMENT OR ENGINE CONTROL PANELS		
			FIG. 27 INSTRUMENT PANEL (M1245)		
27	1	112560	PANEL,VEHICULAR,MAIN INSTRUMENT . . . . .	1	EA

**END OF FIGURE**





---

**FIELD AND SUSTAINMENT MAINTENANCE  
LEFT HAND SWITCH PANEL (M1245)**

---

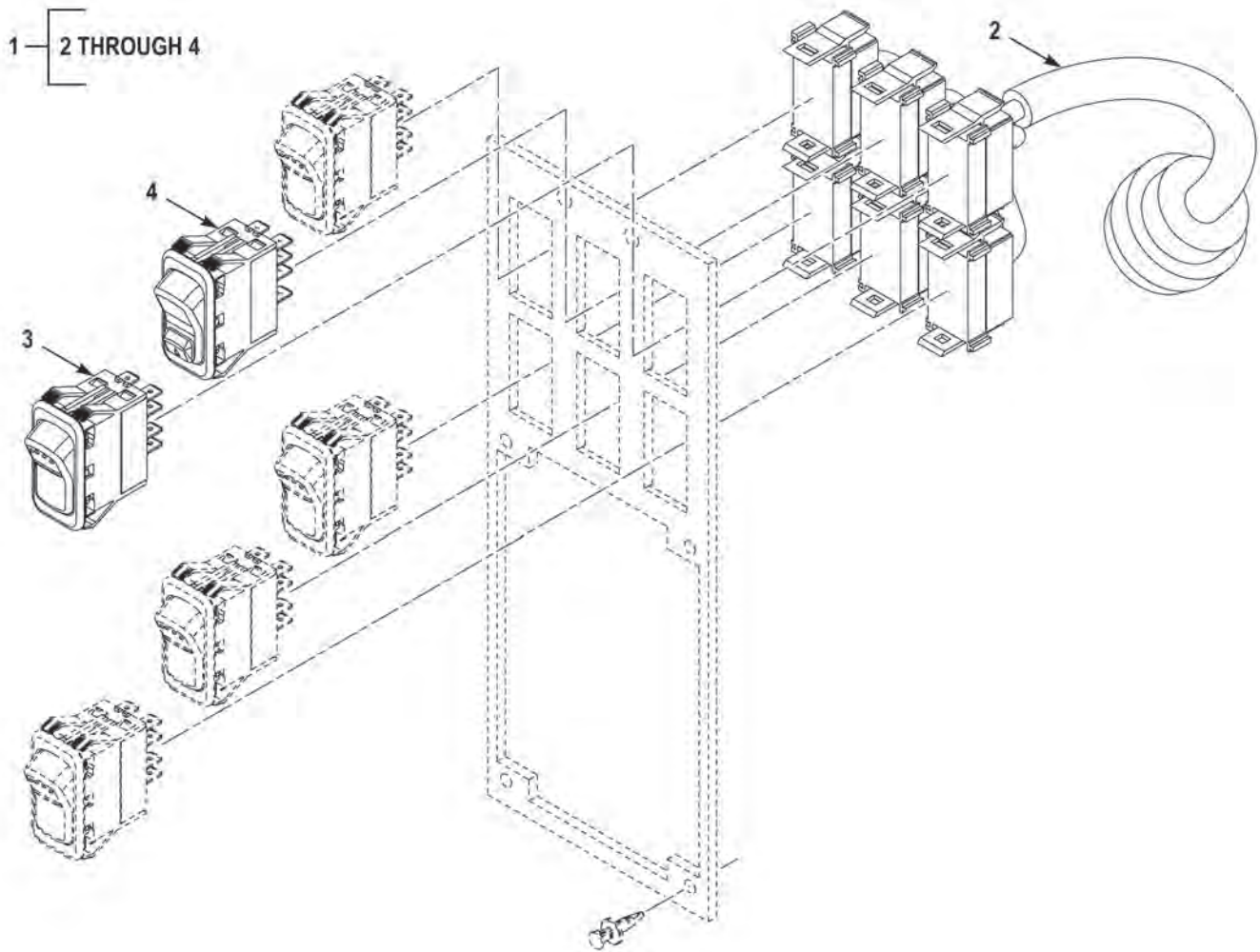


FIGURE 28 - LEFT HAND SWITCH PANEL (M1245)

(1) FIG.	(2) ITEM	(3) PART NO.	(4) DESCRIPTION	(5) QTY.	(6) U/M
			GROUP 0607 INSTRUMENT OR ENGINE CONTROL PANELS		
			FIG. 28 LEFT HAND SWITCH PANEL (M1245)		
28	1	3886016	PANEL,VEHICULAR,LH SWITCH . . . . .	1	EA
28	2	3886221	. WIRING HARNESS . . . . .	1	EA
28	3	9061K2357	. SWITCH,TOGGLE,BLACKOUT LIGHTING . . . . .	1	EA
28	4	8961K2356	. SWITCH,TOGGLE,BLACKOUT SERVICE SELECT . . . . .	1	EA

**END OF FIGURE**



---

**FIELD AND SUSTAINMENT MAINTENANCE  
RIGHT HAND SWITCH PANEL (M1245)**

---

1-2

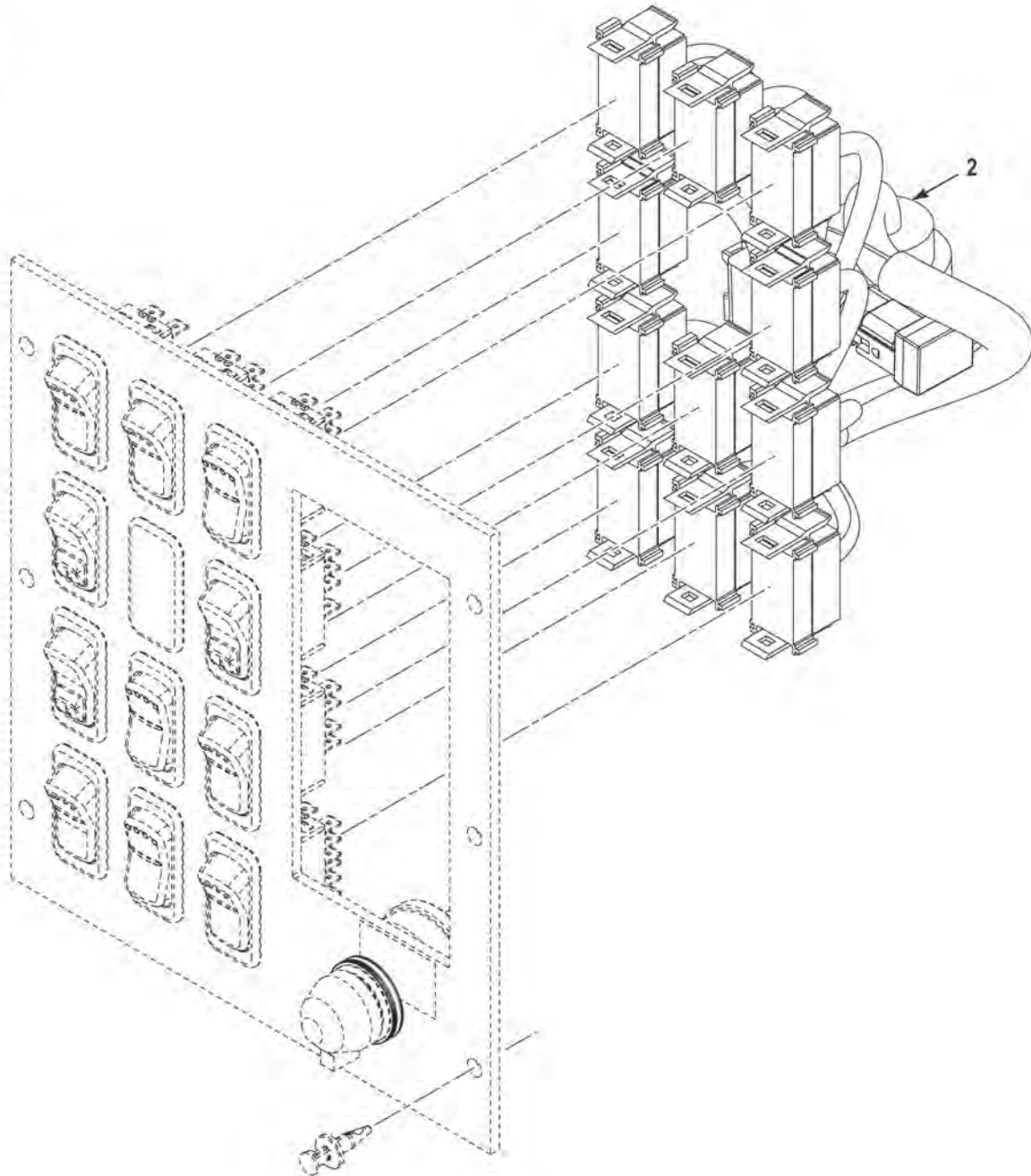


FIGURE 29 - RIGHT HAND SWITCH PANEL (M1245)

(1) FIG.	(2) ITEM	(3) PART NO.	(4) DESCRIPTION	(5) QTY.	(6) U/M
			GROUP 0607 INSTRUMENT OR ENGINE CONTROL PANELS		
			FIG. 29 RIGHT HAND SWITCH PANEL (M1245)		
29	1	3886018	PANEL,VEHICULAR,RH SWITCH . . . . .	1	EA
29	2	3886223	. WIRING HARNESS . . . . .	1	EA

**END OF FIGURE**





---

**FIELD AND SUSTAINMENT MAINTENANCE  
BATTERY DISCONNECT (M1240)**

---

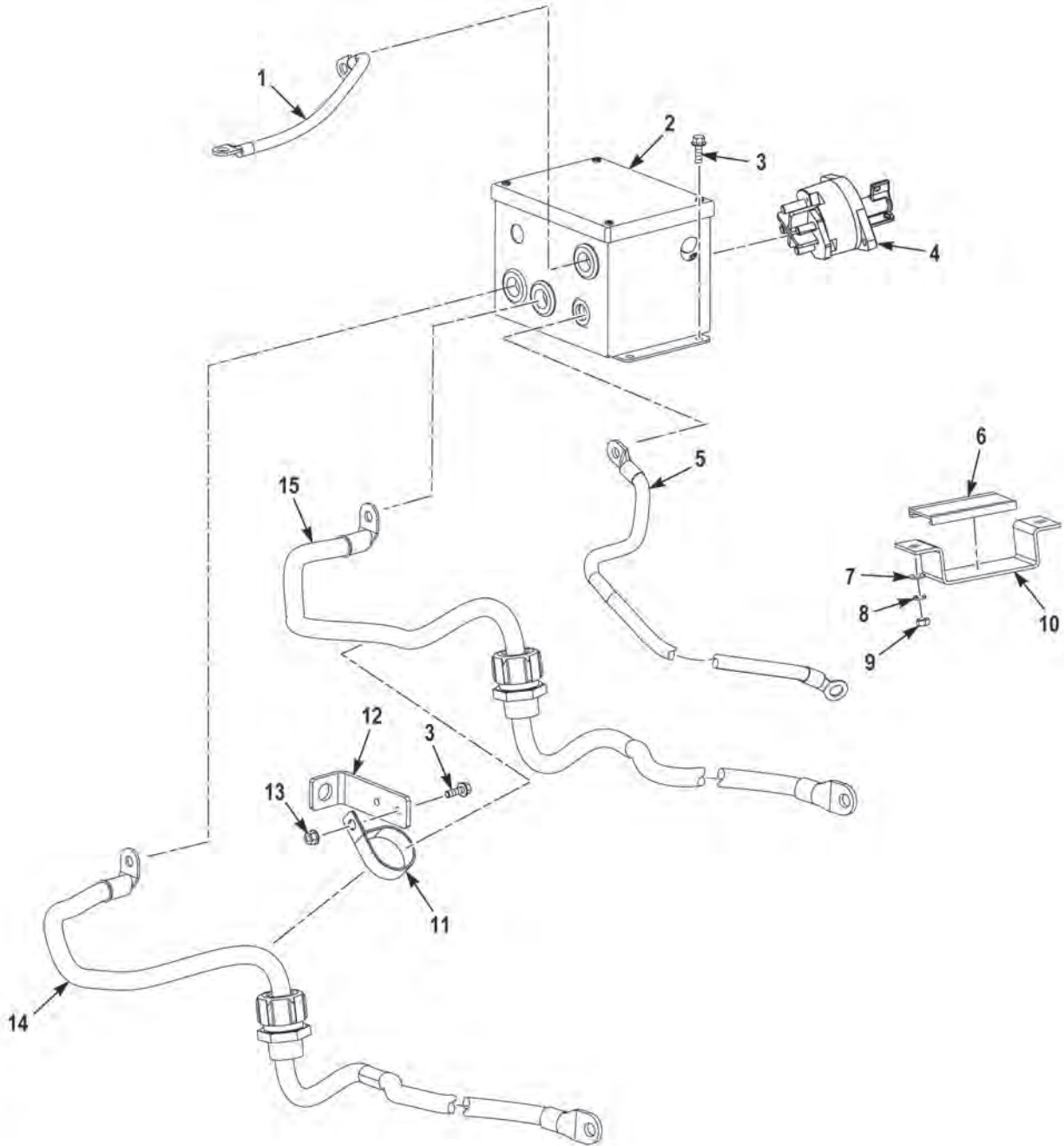


FIGURE 30 - BATTERY DISCONNECT (M1240)

(1) FIG.	(2) ITEM	(3) PART NO.	(4) DESCRIPTION	(5) QTY.	(6) U/M
			GROUP 0608 MISCELANEOUS ELECTRICAL ITEMS FIG. 30 BATTERY DISCONNECT (M1240)		
30	1	3823630	CABLE ASSEMBLY, 2GA 23.0 1975 . . . . .	1	EA
30	2	3830259	BATTERY DISCONNECT, ASSEMBLY . . . . .	1	EA
30	3	1606140	SCREW, CAP, HEXAGON HEAD, 1/4-20 X 3/4 . . . . .	4	EA
30	4	3544931	SWITCH . . . . .	1	EA
30	5	3823651	CABLE ASSEMBLY, 0GA 49.0 1975 . . . . .	1	EA
30	6	124623A	STRAP LINER. . . . .	4	IN
30	7	703HX	WASHER, FLAT, .25 X .62 X .06 ZY . . . . .	2	EA
30	8	353AX	WASHER, LOCK, 1/4 . . . . .	2	EA
30	9	767HX1	NUT, HEXAGON, .25-20 G5 ZY . . . . .	2	EA
30	10	3825320	BRACKET, CABLE ROUTING . . . . .	1	EA
30	11	2681HX	CLIP, CUSHION, 1.75 STRAIGHT VY . . . . .	1	EA
30	12	3063867	BRACKET, STANDOFF, 4.00 X 1.63 X .19 90 . . . . .	1	EA
30	13	1600460	NUT, SELF-LOCKING, CLINCH, .25-20 . . . . .	1	EA
30	14	3823629	CABLE ASSEMBLY, 0000GA 145.0 1139. . . . .	1	EA
30	15	3823633	CABLE ASSEMBLY, 0000GA 120.0 1139A . . . . .	1	EA
30	NI	3498579	GROMMET . . . . .	3	EA
30	NI	571FX	GROMMET . . . . .	1	EA

END OF FIGURE



---

**FIELD AND SUSTAINMENT MAINTENANCE  
BATTERY DISCONNECT (M1245)**

---

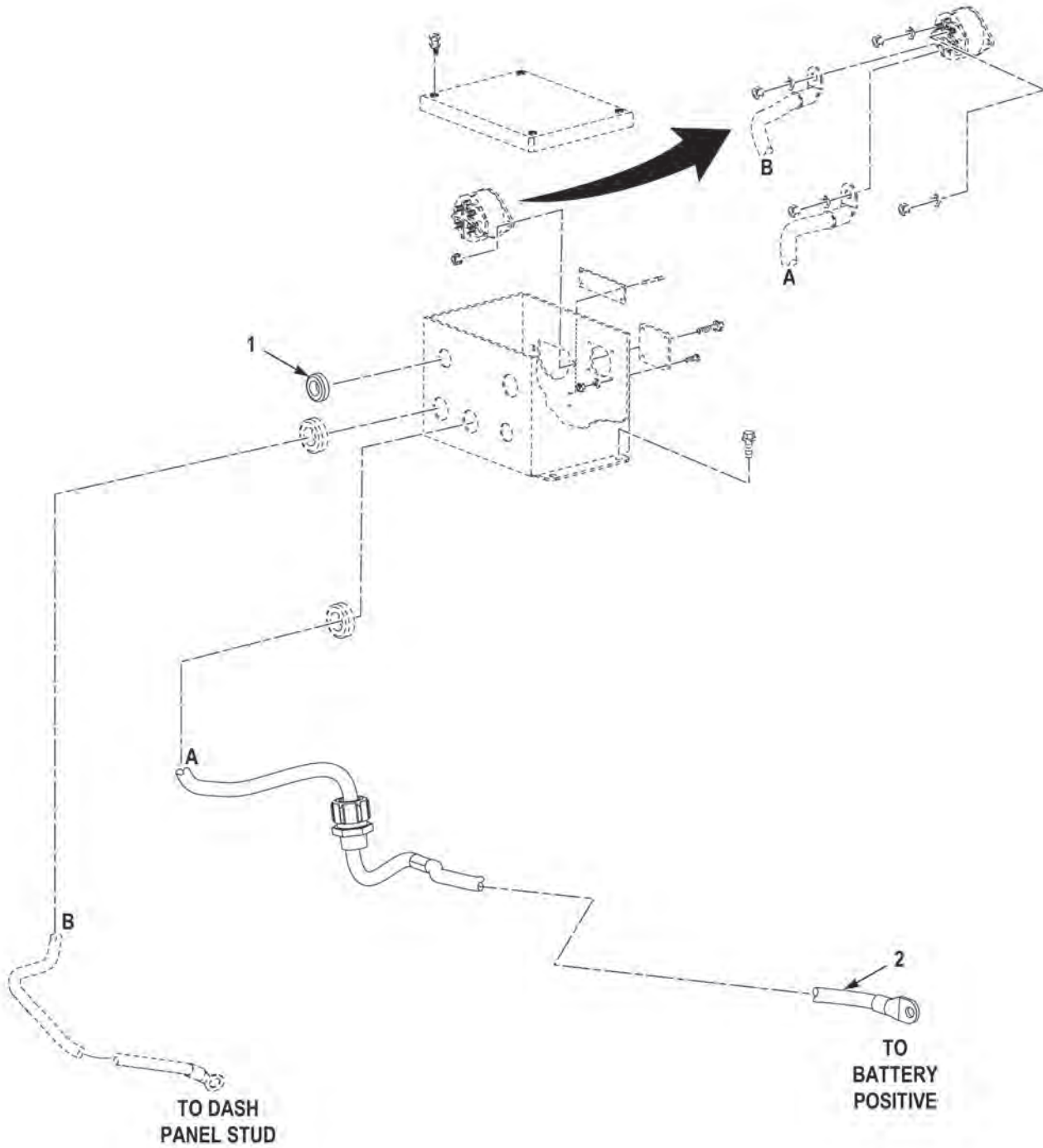


FIGURE 31 - BATTERY DISCONNECT (M1245)

(1) FIG.	(2) ITEM	(3) PART NO.	(4) DESCRIPTION	(5) QTY.	(6) U/M
			GROUP 0608 MISCELANEOUS ELECTRICAL ITEMS FIG. 31 BATTERY DISCONNECT (M1245)		
31	1	MS35489-46	GROMMET, NONMETALLIC .....	1	EA
31	2	3906359	LEAD, ELECTRICAL .....	1	EA

**END OF FIGURE**





---

**FIELD AND SUSTAINMENT MAINTENANCE  
CAPSULE ELECTRICAL OUTLET (M1245)**

---

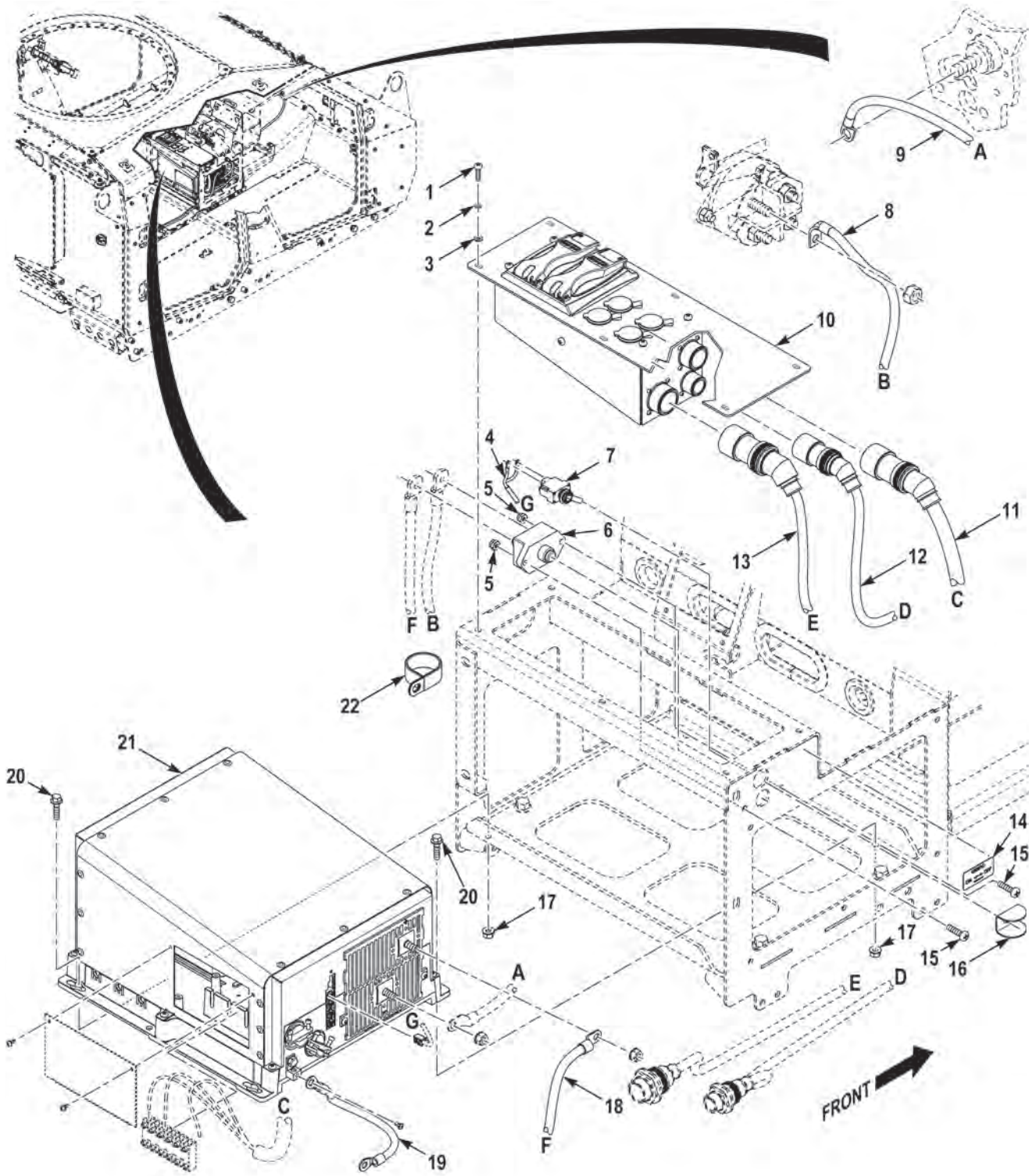


FIGURE 32 - CAPSULE ELECTRICAL OUTLET (M1245)

(1) FIG.	(2) ITEM	(3) PART NO.	(4) DESCRIPTION	(5) QTY.	(6) U/M
			GROUP 0608 MISCELANEOUS ELECTRICAL ITEMS FIG. 32 CAPSULE ELECTRICAL OUTLET (M1245)		
32	1	1416350	SCREW,MACHINE,#10-24 X .75 NS SS . . . . .	6	EA
32	2	71059	WASHER,LOCK,#10 X .34 X .05 SS . . . . .	6	EA
32	3	MS15795-808	WASHER,FLAT,#10 X .41 X .05 SS . . . . .	6	EA
32	4	3887942	WIRING HARNESS,INVERTER SWITCH . . . . .	1	EA
32	5	21NE-040	NUT,SELF-LOCKING,.25-20 G2 ZC . . . . .	2	EA
32	6	SDLM-150	CIRCUIT BREAKER . . . . .	1	EA
32	7	MS24523-23	SWITCH,TOGGLE . . . . .	1	EA
32	8	3891719	CABLE ASSEMBLY . . . . .	1	EA
32	9	3891937	CABLE ASSEMBLY . . . . .	1	EA
32	10	3907574	OUTLET ASSEMBLY . . . . .	1	EA
32	11	3908629	CABLE ASSEMBLY . . . . .	1	EA
32	12	3891721	CABLE ASSEMBLY . . . . .	1	EA
32	13	3869467	WIRING HARNESS,CAB 12VDC . . . . .	1	EA
32	14	3907687	LABEL . . . . .	1	EA
32	15	1499830	SCREW,MACHINE,.25-20X1.00 NS ZC . . . . .	2	EA
32	16	3908628	BRACKET,ANGLE . . . . .	1	EA
32	17	0192408	NUT,SELF-LOCKING,.25-20 G5 ZY . . . . .	4	EA
32	18	3891720	CABLE ASSEMBLY . . . . .	1	EA
32	19	3828176	CABLE ASSEMBLY . . . . .	1	EA
32	20	0110960	SCREW,CAP,HEX HEAD,.25-20X1.00 G5 ZY . . . . .	4	EA
32	21	MS4024	INVERTER ASSEMBLY . . . . .	1	EA
32	22	C0V2513	CLAMP,LOOP,1.50 ID . . . . .	1	EA

END OF FIGURE



---

**FIELD AND SUSTAINMENT MAINTENANCE  
MK44 ELECTRICAL OUTLET (M1245)**

---

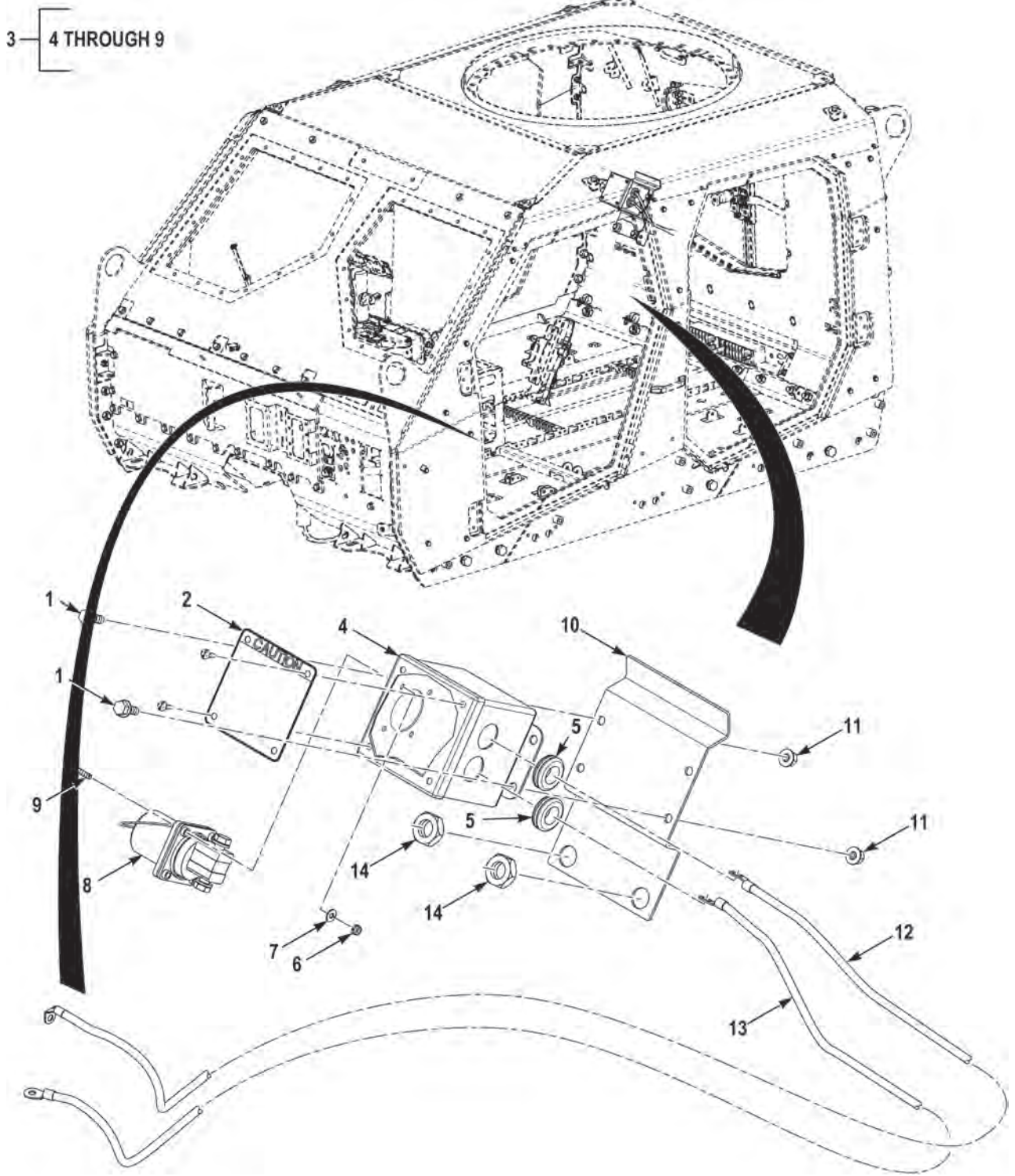


FIGURE 33 - MK44 ELECTRICAL OUTLET (M1245)

(1) FIG.	(2) ITEM	(3) PART NO.	(4) DESCRIPTION	(5) QTY.	(6) U/M
			GROUP 0608 MISCELANEOUS ELECTRICAL ITEMS FIG. 33 MK44 ELECTRICAL OUTLET (M1245)		
33	1	155842	SCREW,CAP,HEX HEAD,.31-18 X .75 G5 ZY . . . . .	4	EA
33	2	3886224	LABEL,CAUTION . . . . .	1	EA
33	3	93-1533720U	RELAY ASSEMBLY . . . . .	1	EA
33	4	1531470	. TERMINAL BOX . . . . .	1	EA
33	5	MS35489-49	. GROMMET,NONMETALLIC . . . . .	2	EA
33	6	AN365-1024A	. NUT,SELF-LOCKING,#10-24 G2 ZY . . . . .	4	EA
33	7	1379HX	. WASHER,FLAT,#10X.50X.05 ZC . . . . .	4	EA
33	8	11674728	. CONNECTOR . . . . .	1	EA
33	9	71522	. SCREW,MACHINE,#10-24X1.00 NS S . . . . .	4	EA
33	10	3886021	BRACKET,MOUNTING . . . . .	1	EA
33	11	1333510	NUT,SELF-LOCKING,.31-18 G5 ZY . . . . .	4	EA
33	12	3891690	CABLE ASSEMBLY . . . . .	1	EA
33	13	3891691	CABLE ASSEMBLY . . . . .	1	EA
33	14	40181	NUT,PLAIN,HEXAGON,M20-2.5 C10.9 UF . . . . .	2	EA

END OF FIGURE





---

**FIELD AND SUSTAINMENT MAINTENANCE  
REAR CARGO ELECTRICAL OUTLET (M1245)**

---

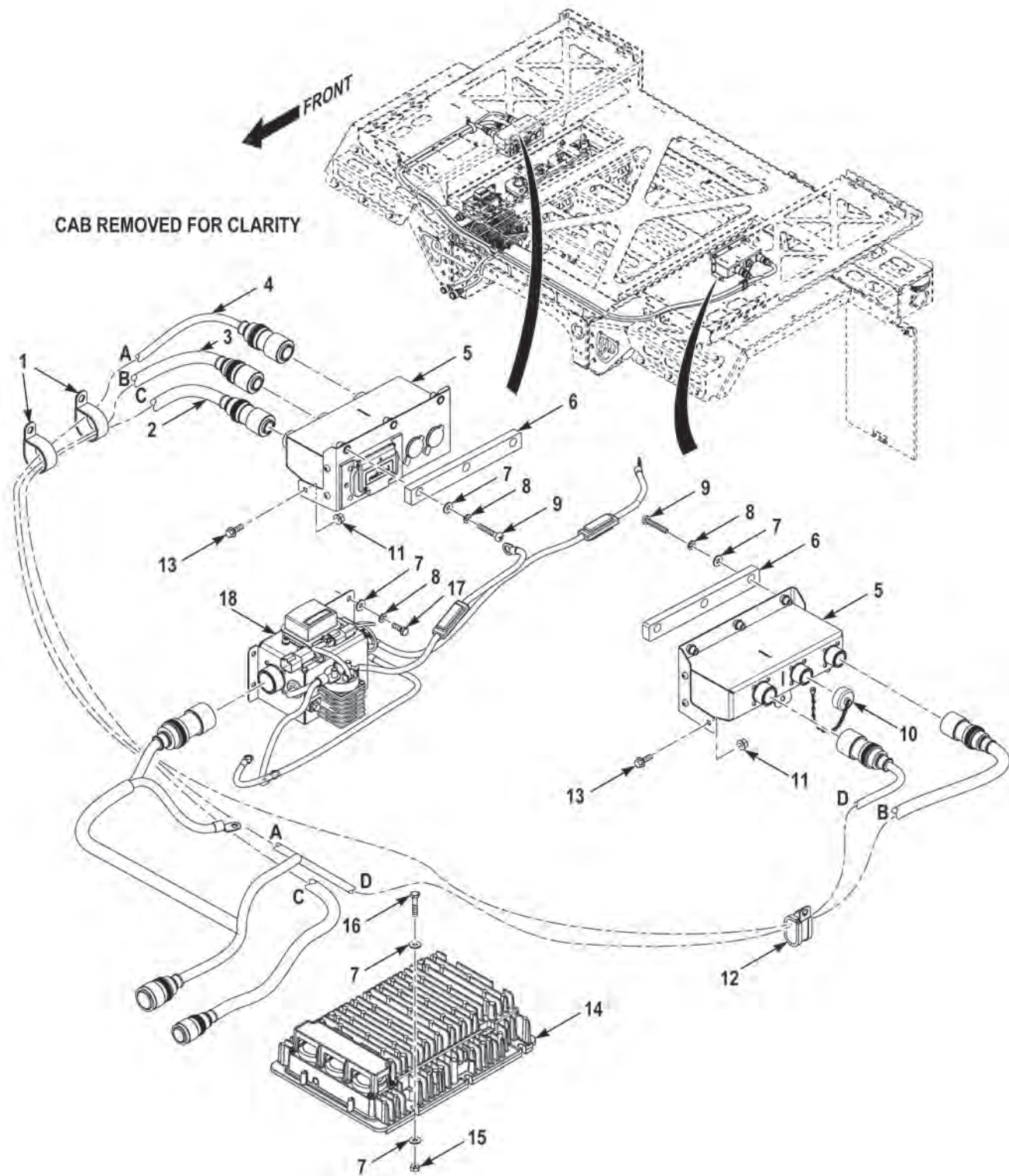


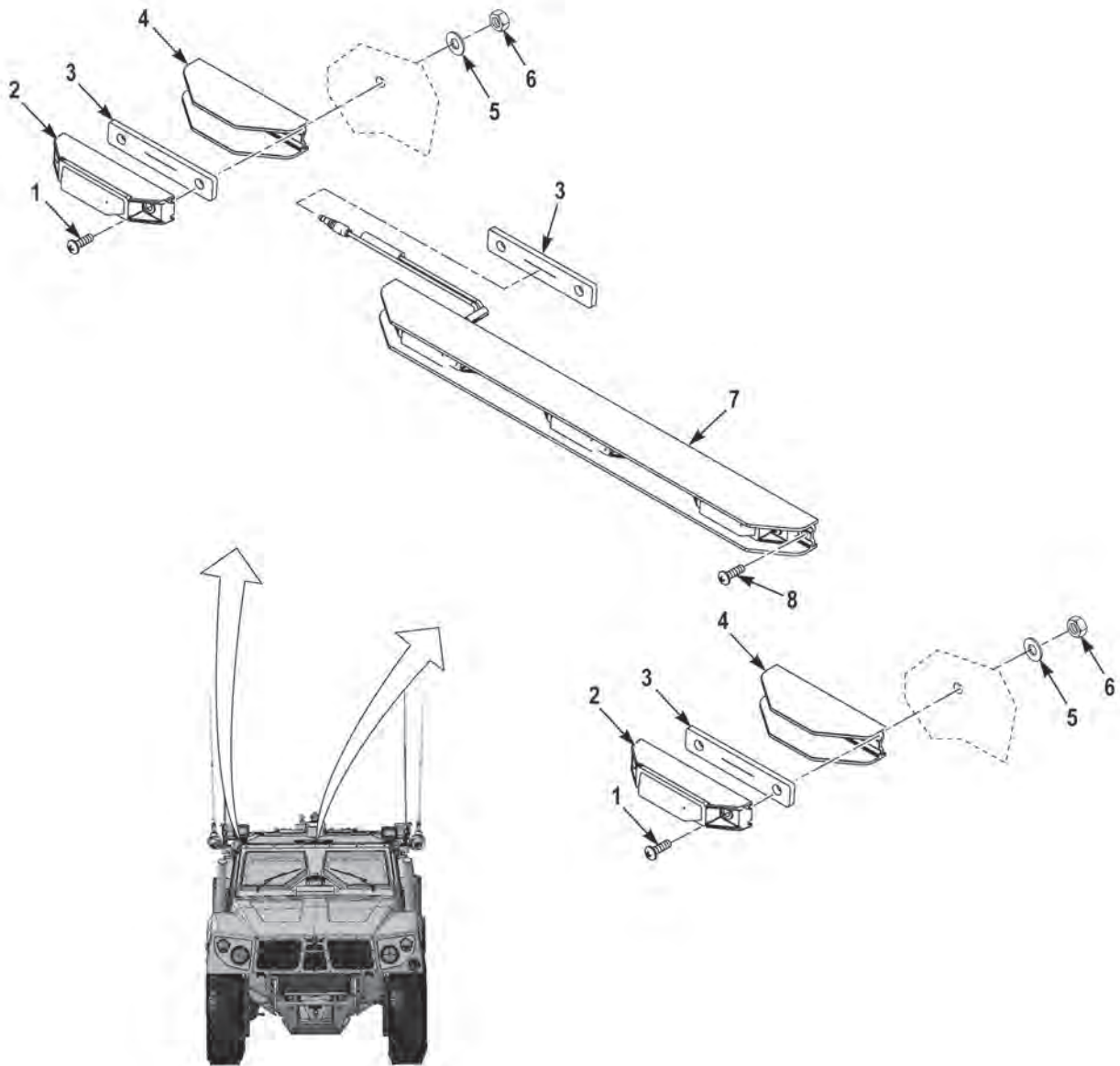
FIGURE 34 - REAR CARGO ELECTRICAL OUTLET (M1245)

(1) FIG.	(2) ITEM	(3) PART NO.	(4) DESCRIPTION	(5) QTY.	(6) U/M
			GROUP 0608 MISCELANEOUS ELECTRICAL ITEMS FIG. 34 REAR CARGO ELECTRICAL OUTLET (M1245)		
34	1	C0V2513	CLAMP,LOOP,1.50 ID . . . . .	2	EA
34	2	3891722	CABLE ASSEMBLY . . . . .	1	EA
34	3	3891723	CABLE ASSEMBLY . . . . .	1	EA
34	4	3869468	WIRING HARNESS,REAR . . . . .	1	EA
34	5	3907935	OUTLET ASSEMBLY . . . . .	2	EA
34	6	3907931	PLATE,SPACER . . . . .	2	EA
34	7	MS27183-10	WASHER,FLAT,.25 X .62 X .06 ZY . . . . .	22	EA
34	8	MS35338-44	WASHER,LOCK,.25 X .49 X .06 ZY HDN . . . . .	10	EA
34	9	MS35206-285	SCREW,MACHINE,.25-20 X 1.50 NS ZC . . . . .	6	EA
34	10	MS25043-16DA	COVER,ELECTRICAL . . . . .	1	EA
34	11	0192408	NUT,SELF-LOCKING,.25-20 G5 ZY . . . . .	2	EA
34	12	S344G12	CLAMP,LOOP,.75 ID . . . . .	1	EA
34	13	110961	SCREW,CAP,HEX HEAD,.25-20X.75 G5 ZY . . . . .	2	EA
34	14	21080E00	EQUALIZER,BATTERY . . . . .	1	EA
34	15	95860	NUT,PLAIN,HEXAGON,.25-20 G5 ZY . . . . .	6	EA
34	16	95007	SCREW,CAP,HEX HEAD,.25-20 X 1.25 G5 ZY . . . . .	6	EA
34	17	378429-8	BOLT,MACHINE,.25-20 X .75 G5 ZY . . . . .	4	EA
34	18	3908581	PDU ASSEMBLY,12V . . . . .	1	EA

END OF FIGURE



**FIELD AND SUSTAINMENT MAINTENANCE  
EXTERIOR LIGHTS (M1240)**



**FIGURE 35 - EXTERIOR LIGHTS (M1240) (SHEET 1 OF 2)**

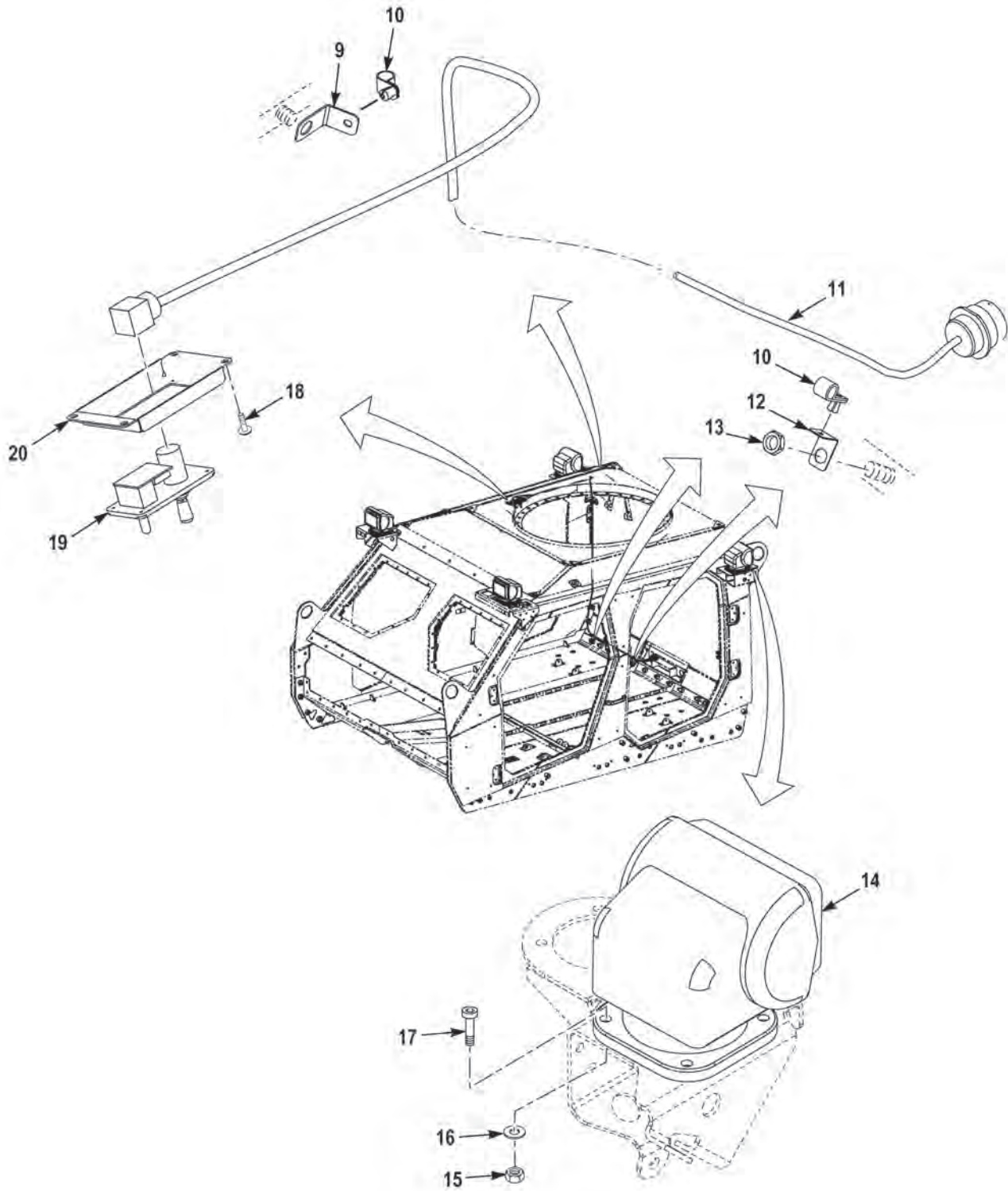


FIGURE 35 - EXTERIOR LIGHTS (M1240) (SHEET 2 OF 2)

(1) FIG.	(2) ITEM	(3) PART NO.	(4) DESCRIPTION	(5) QTY.	(6) U/M
			GROUP 0609 LIGHTS		
			FIG. 35 EXTERIOR LIGHTS (M1240)		
35	1	1656090	SCREW, PAN, #10-24 X 1.25 . . . . .	4	EA
35	2	3382847	LIGHT, CLEAR MARKER, AMBER. . . . .	2	EA
35	3	3630961	GASKET, MARKER LIGHT BRACKET. . . . .	2	EA
35	4	3711066	SHIELD, MARKER LIGHT . . . . .	2	EA
35	5	52813AX	WASHER, FLAT, #10 X .41 X .05 . . . . .	6	EA
35	6	1376550	NUT, HEXAGON, LOCK, #10-24 . . . . .	6	EA
35	7	3665718	LIGHT BAR ASSEMBLY, LED, AMBER . . . . .	1	EA
35	8	1416350	SCREW, MACHINE, #10-24 X 3/4 . . . . .	2	EA
35	9	3824996	BRACKET, STDF 1.63 X 1.31 X .06 . . . . .	1	EA
35	10	1463620	CLIP,PUSH TYPE 7/16ID . . . . .	3	EA
35	11	3827333	WIRE HARNESS, CAB, CONTROL GO LIGHT . . . . .	1	EA
35	12	3845294	BRACKET, STDF 2.00 X 1.50 X 0.06 . . . . .	2	EA
35	13	3836181	NUT, JAM M20-2.5 . . . . .	2	EA
35	14	3830255	LIGHT, SPOT, CLEAR. . . . .	4	EA
35	15	64050AX	NUT, HEX, LOCK #10-24 G5 . . . . .	16	EA
35	16	1379HX	WASHER, FLAT, #10 X .50 X .05 . . . . .	16	EA
35	17	3536558	SCREW, CAP, SOCKET, #10-24 X 1.00 . . . . .	16	EA
35	18	59030AX	SCREW, PAN, XR #10-24 X .50 . . . . .	4	EA
35	19	3830246	CONTROLLER, SPOT LIGHT GO LIGHT . . . . .	1	EA
35	20	3826096	BRACKET, SPOT LIGHT CONTROL . . . . .	1	EA

END OF FIGURE

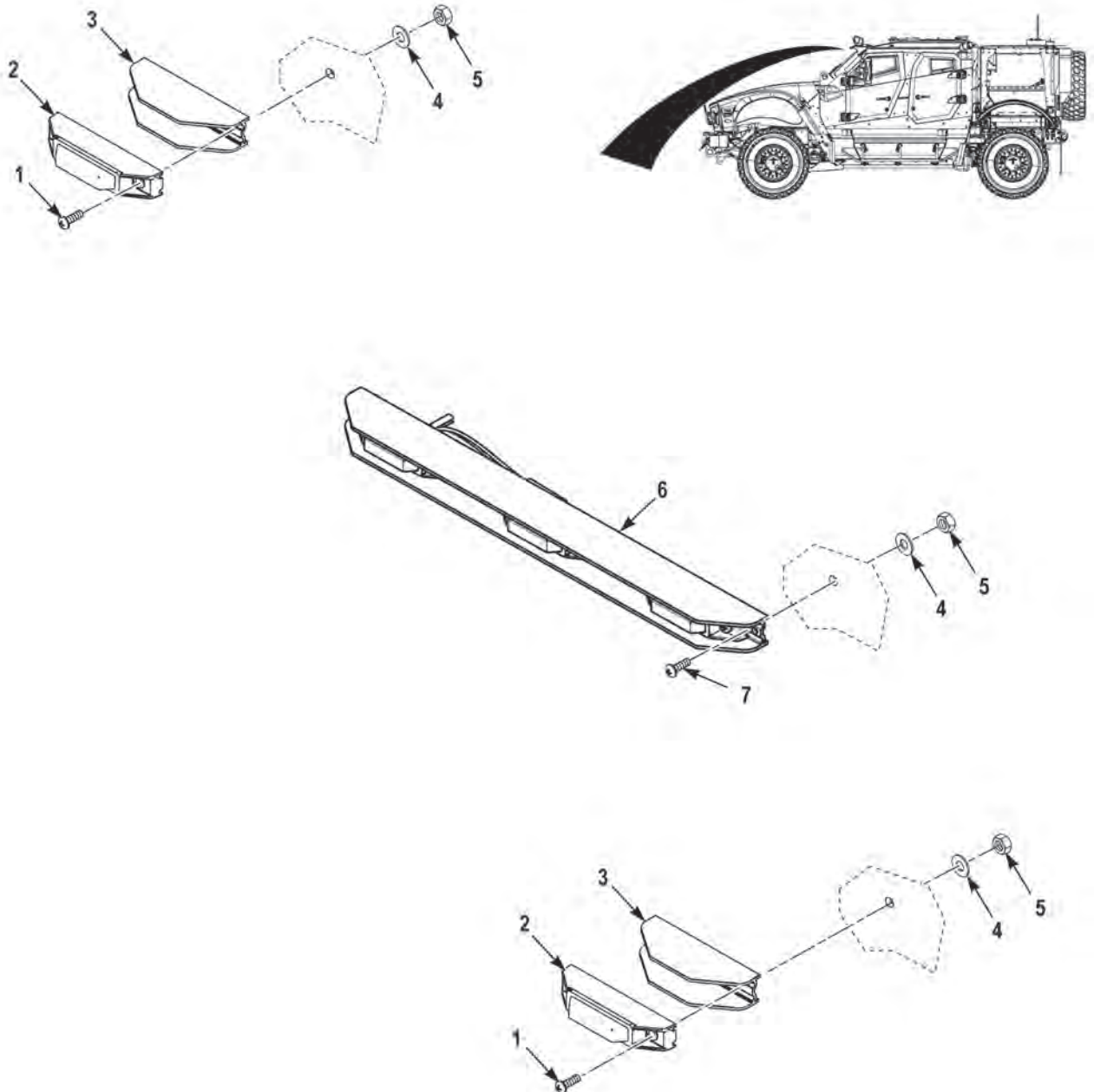




---

**FIELD AND SUSTAINMENT MAINTENANCE  
EXTERIOR LIGHTS (M1240A1)**

---



**FIGURE 36 - EXTERIOR LIGHTS (M1240A1) (SHEET 1 OF 2)**

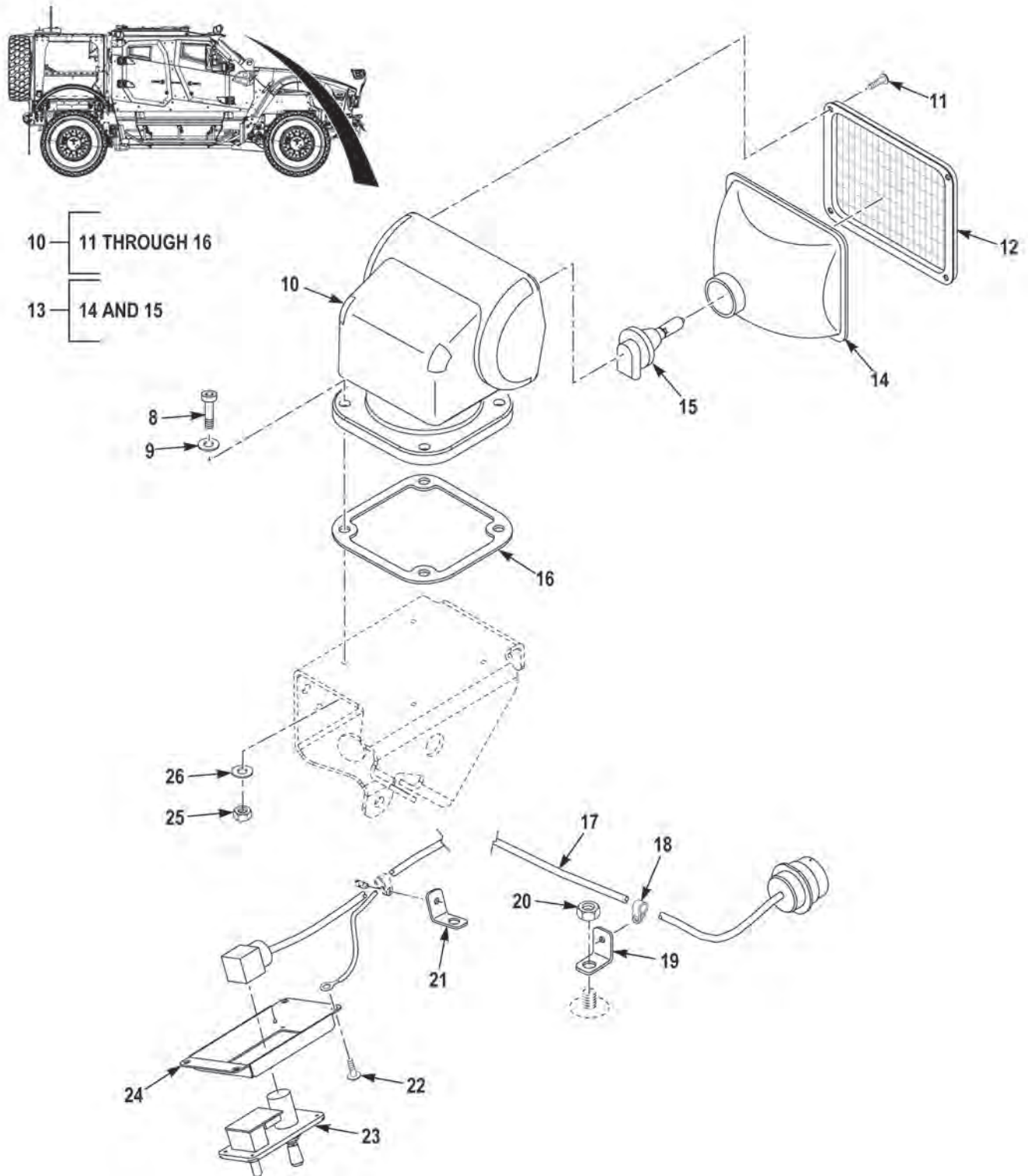


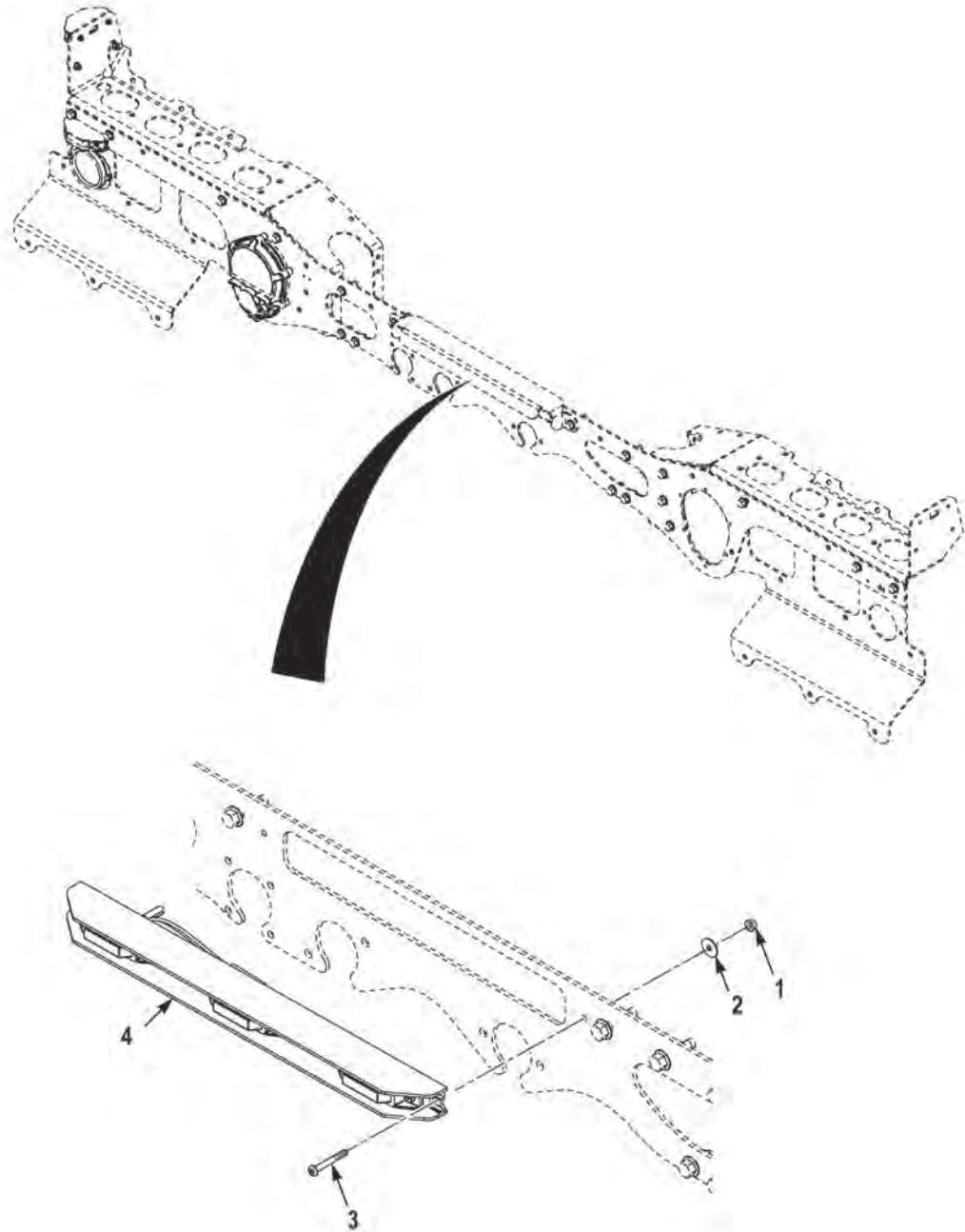
FIGURE 36 - EXTERIOR LIGHTS (M1240A1) (SHEET 2 OF 2)

(1) FIG.	(2) ITEM	(3) PART NO.	(4) DESCRIPTION	(5) QTY.	(6) U/M
			GROUP 0609 LIGHTS		
			FIG. 36 EXTERIOR LIGHTS (M1240A1)		
36	1	1656090	SCREW,MACHINE,10-24 X 1 1/4. . . . .	4	EA
36	2	35890Y	LIGHT,MARKER,AMBER . . . . .	2	EA
36	3	MT10244E200 DET 2	GUARD,LAMP,MARKER LIGHT . . . . .	2	EA
36	4	MS15795-808	WASHER,FLAT,#10 X .41 X .05 SS . . . . .	6	EA
36	5	12Z2007-71	NUT,SELF-LOCKING,#10-24 NS SS . . . . .	6	EA
36	6	35751Y	LIGHT BAR ASSY,LED, . . . . .	1	EA
36	7	1416350	SCREW,MACHINE,10-24 X 3/4 . . . . .	2	EA
36	8	3536558	BOLT,INTERNAL,WRENCHING,10-24 X 1. . . . .	16	EA
36	9	3563706002	WASHER,FLAT,M5X10X1 ZG. . . . .	16	EA
36	10	2049M-XIR	LIGHT ASSEMBLY, . . . . .	4	EA
36	11	71772	. SCREW,ROUND HEAD, . . . . .	4	EA
36	12	15007	. LENS,LIGHT,INFRARED . . . . .	1	EA
36	13	49100	. LAMP UNIT,VEHICULAR, . . . . .	1	EA
36	14	49200	.. LENS AND REFLECTOR, . . . . .	1	EA
36	15	49000	.. BULB,SPOTLIGHT, . . . . .	1	EA
36	16	2049-148	. GASKET, . . . . .	1	EA
36	17	3827333	WIRING HARNESS,CAB . . . . .	1	EA
36	18	1463620	CLAMP,LOOP,.44 ID. . . . .	3	EA
36	19	3845294	BRACKET,ANGLE,SPOTLIGHT . . . . .	2	EA
36	20	40181	NUT,PLAIN,HEXAGON,M20-2.5 C10.9 UF . . . . .	2	EA
36	21	3824996	BRACKET,ANGLE, . . . . .	1	EA
36	22	28957	SCREW,MACHINE,10-24 X 1/2 . . . . .	4	EA
36	23	2049-D	SWITCH ASSEMBLY,CONTROL PANEL . . . . .	1	EA
36	24	3826096	BRACKET,MOUNTING,SPOTLIGHT CONTROL . . . . .	1	EA
36	25	AN365-1024A	NUT,SELF-LOCKING,#10-24 G2 ZY. . . . .	16	EA
36	26	1379HX	WASHER,FLAT,#10 . . . . .	16	EA

END OF FIGURE



**FIELD AND SUSTAINMENT MAINTENANCE  
REAR LIGHTS AND WIRING (M1240A1)**



**FIGURE 37 - REAR LIGHTS AND WIRING (M1240A1) (SHEET 1 OF 4)**

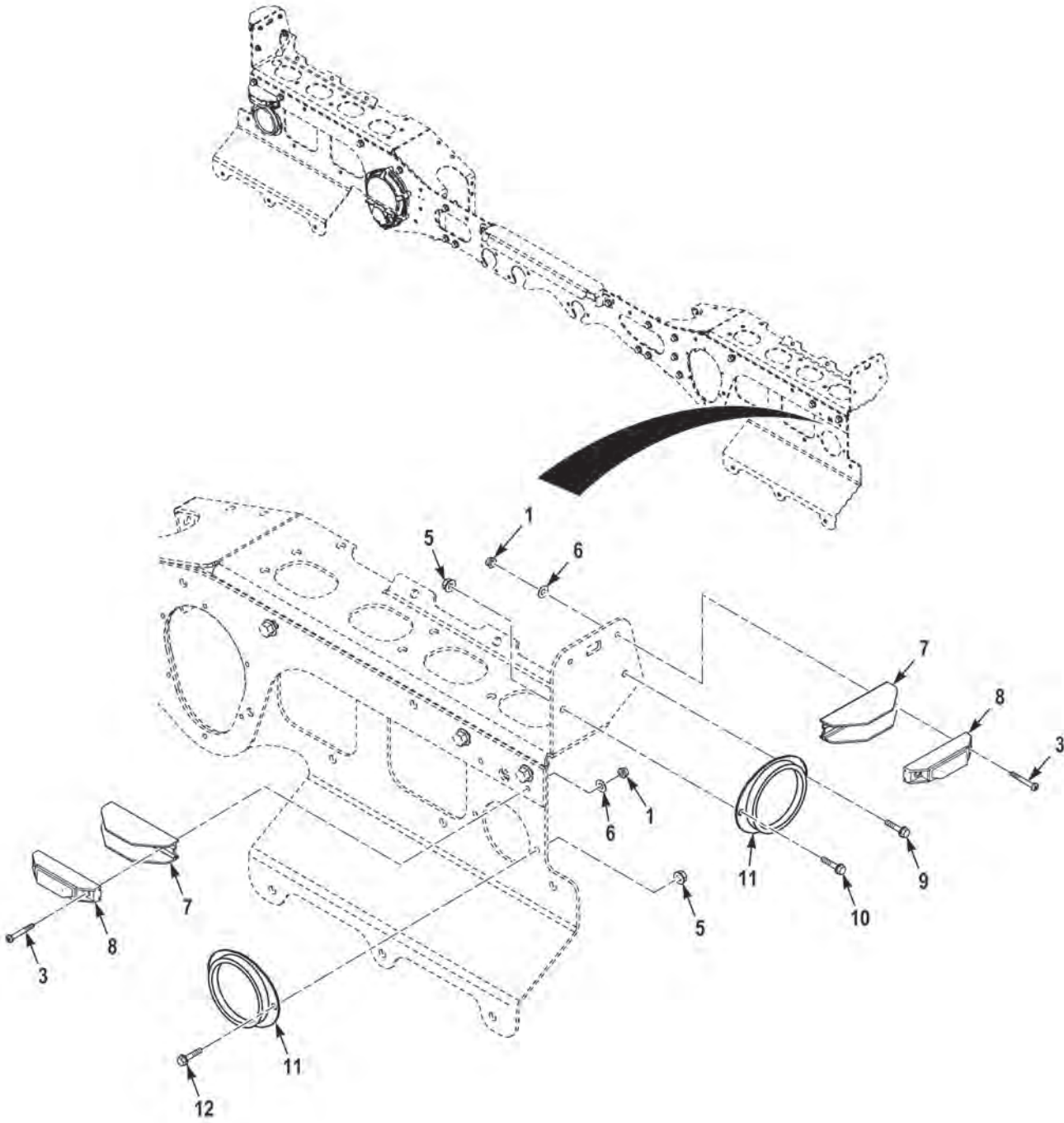


FIGURE 37 - REAR LIGHTS AND WIRING (M1240A1) (SHEET 2 OF 4)

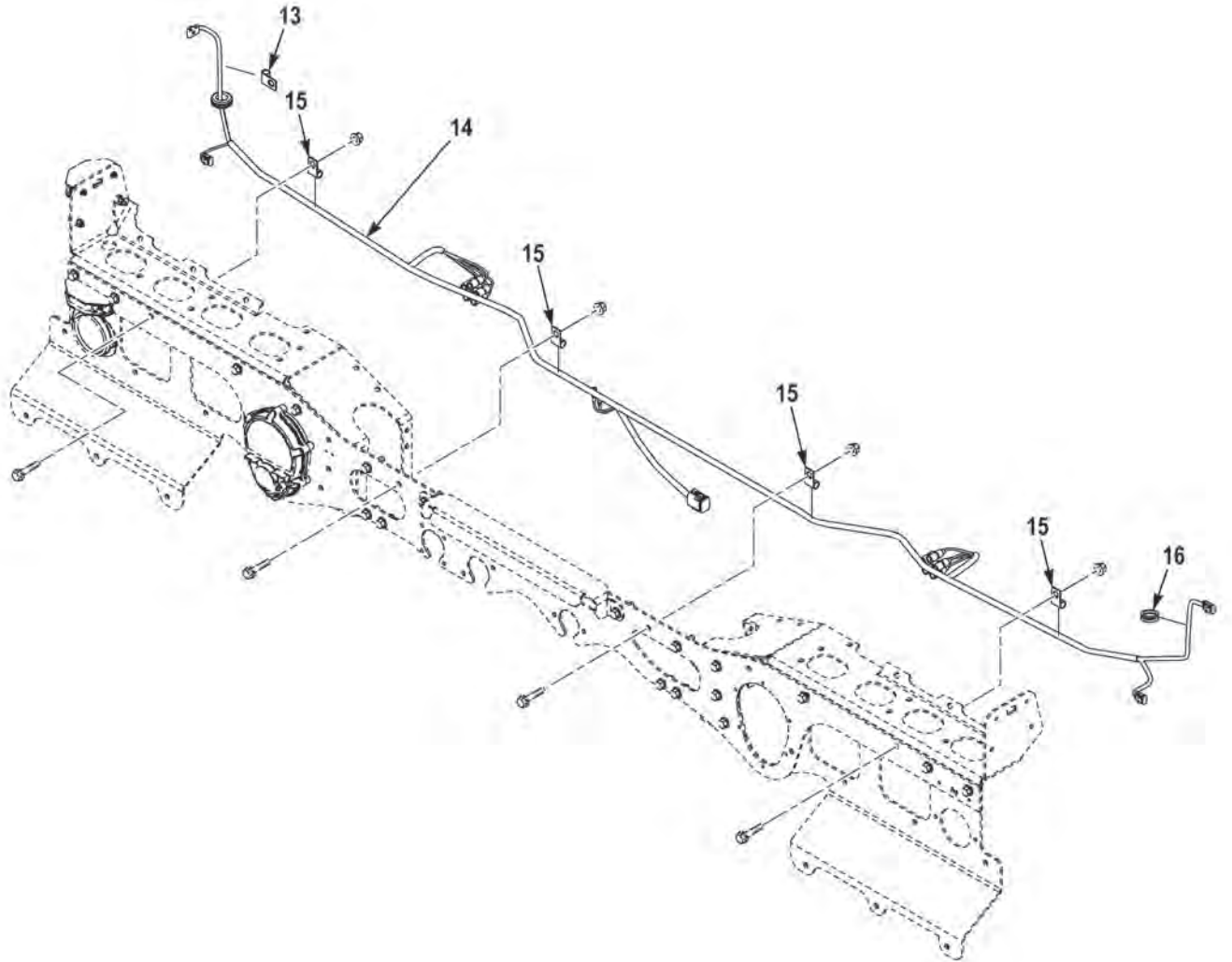


FIGURE 37 - REAR LIGHTS AND WIRING (M1240A1) (SHEET 3 OF 4)



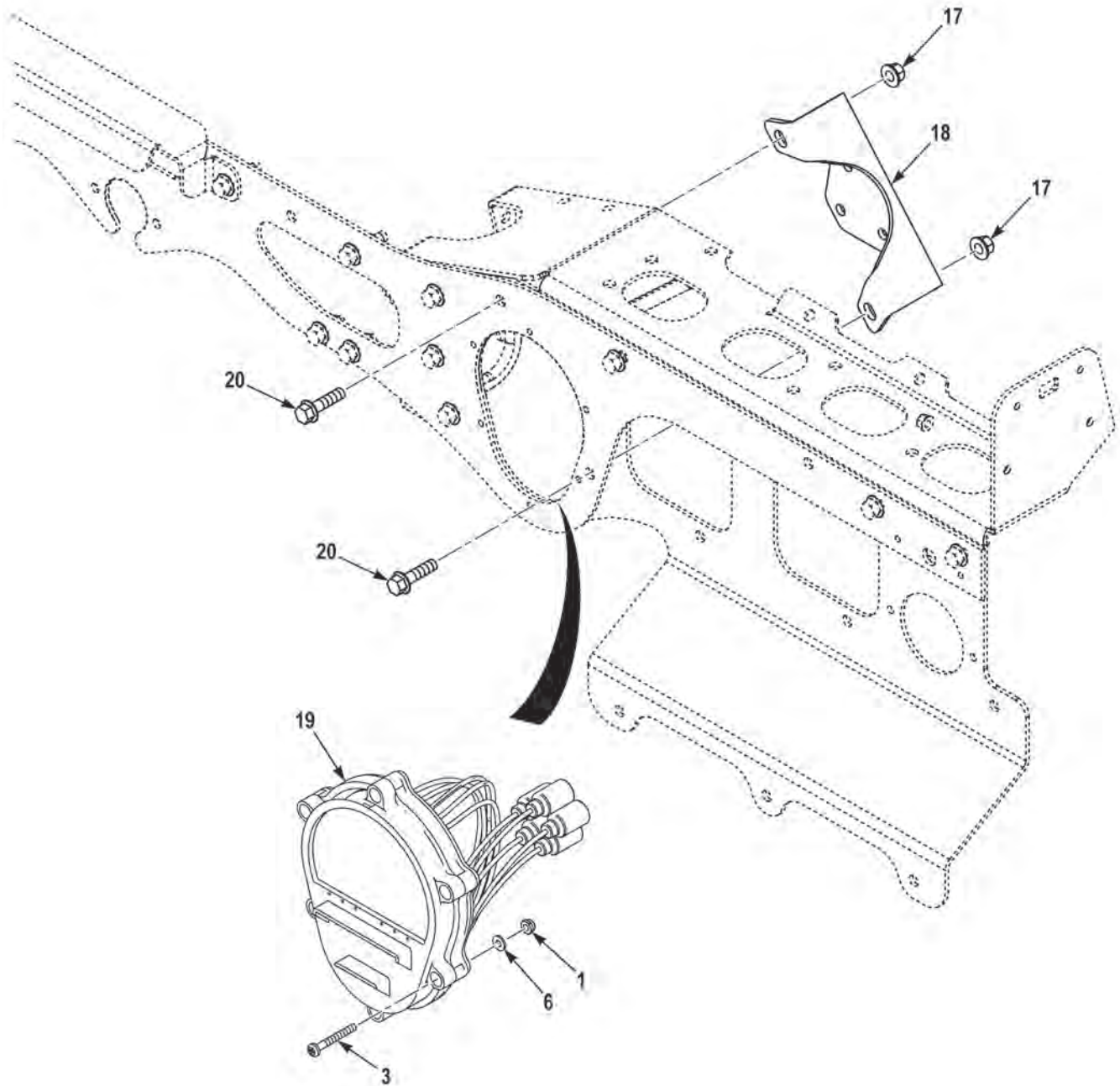


FIGURE 37 - REAR LIGHTS AND WIRING (M1240A1) (SHEET 4 OF 4)



(1) FIG.	(2) ITEM	(3) PART NO.	(4) DESCRIPTION	(5) QTY.	(6) U/M
			GROUP 0609 LIGHTS		
			FIG. 37 REAR LIGHTS AND WIRING (M1240A1)		
37	1	12Z2007-71	NUT,SELF-LOCKING,#10-24 NS SS . . . . .	22	EA
37	2	71010	WASHER,FLAT,.20 X .69 X .04 SS. . . . .	2	EA
37	3	MS51957-69	SCREW,MACHINE,10-24 X 1 1/2. . . . .	22	EA
37	4	35751R	LAMP,UNIT,VEHICULAR, . . . . .	1	EA
37	5	0192408	NUT,SELF-LOCKING,.25-20 G5 ZY . . . . .	8	EA
37	6	3268682	WASHER,FLAT,#10 . . . . .	20	EA
37	7	MT10244E200 DET 2	GUARD,LAMP,MARKER LIGHT. . . . .	4	EA
37	8	35890R	LIGHT,CLEARANCE,RED . . . . .	4	EA
37	9	192407	SCREW,CAP,HEX HEAD,1/4-20 X 1 1/4 . . . . .	2	EA
37	10	0110960	SCREW,CAP,HEX HEAD,.25-20 X 1.00 G5 ZY . . . . .	2	EA
37	11	82562	REFLECTOR,RED . . . . .	4	EA
37	12	110961	SCREW,CAP,HEX HEAD,.25-20 X .75 G5 ZY . . . . .	4	EA
37	13	COV0509Z1	CLAMP,LOOP,.25 ID. . . . .	2	EA
37	14	3822214	WIRING HARNESS,CARGO . . . . .	1	EA
37	15	COV1313	CLAMP,LOOP,.75 ID. . . . .	4	EA
37	16	MS35489-49	GROMMET,NONMETALLIC, . . . . .	2	EA
37	17	S075142	NUT,SELF-LOCKING,.38-16 G8 PO. . . . .	8	EA
37	18	3843132	BRACKET,VEHICULAR COMPONENTS . . . . .	2	EA
37	19	07358	STOP LIGHT,VEHICULAR . . . . .	2	EA
37	20	0142774	SCREW,CAP,HEX HEAD,3/8-16 X 1 1/4 . . . . .	4	EA

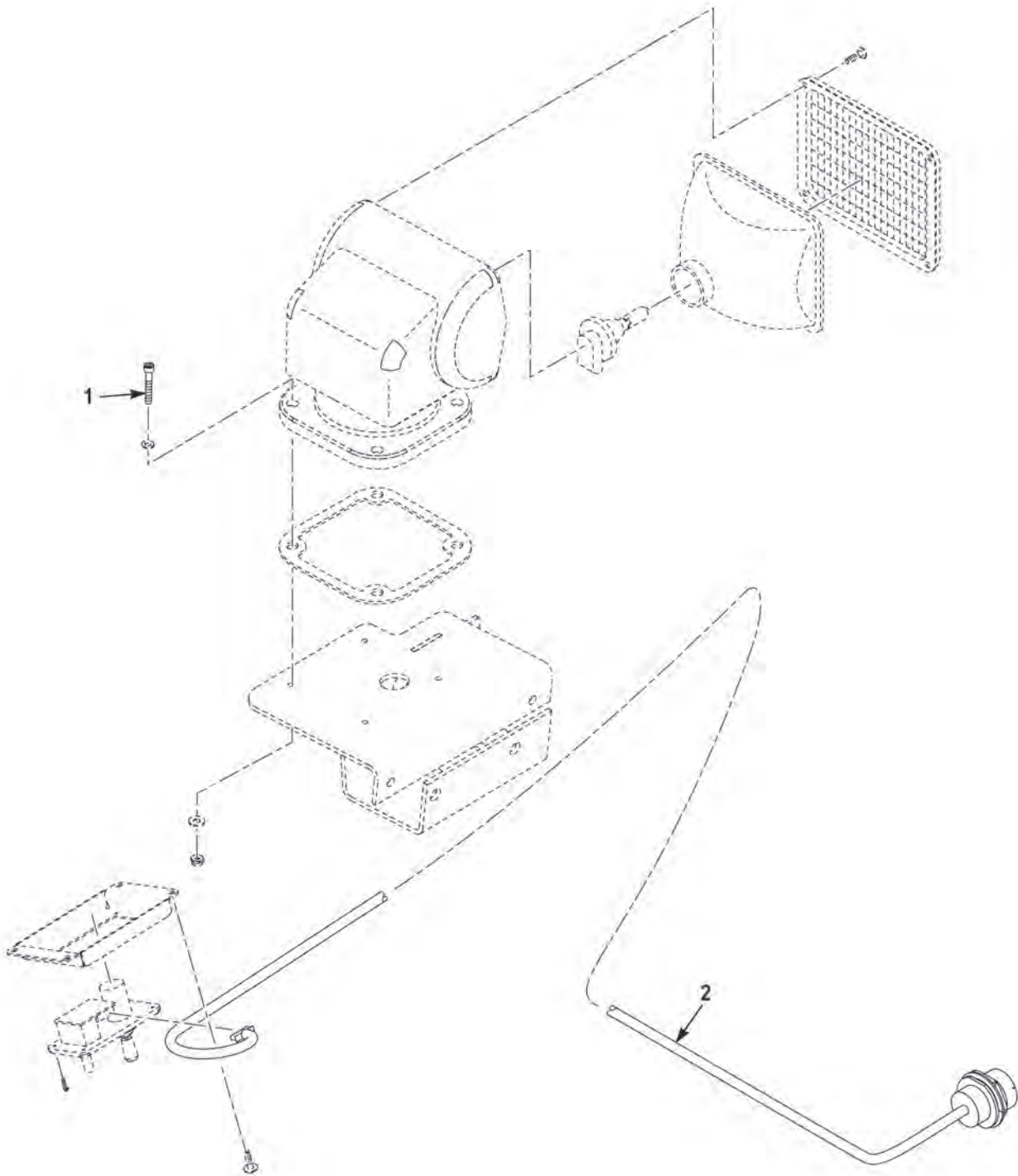
END OF FIGURE



---

**FIELD AND SUSTAINMENT MAINTENANCE  
SPOTLIGHTS (M1245)**

---



**FIGURE 38 - SPOTLIGHTS (M1245)**

(1) FIG.	(2) ITEM	(3) PART NO.	(4) DESCRIPTION	(5) QTY.	(6) U/M
			GROUP 0609 LIGHTS FIG. 38 SPOTLIGHTS (M1245)		
38	1	MS16995-41B	SCREW,CAP,SOC HEAD,#10-24 X 1.25 NS BO . . . . .	16	EA
38	2	3886014	WIRING HARNESS,SPOTLIGHT . . . . .	1	EA

**END OF FIGURE**



---

**FIELD AND SUSTAINMENT MAINTENANCE  
BATTERY DISCONNECT ASSEMBLY**

---

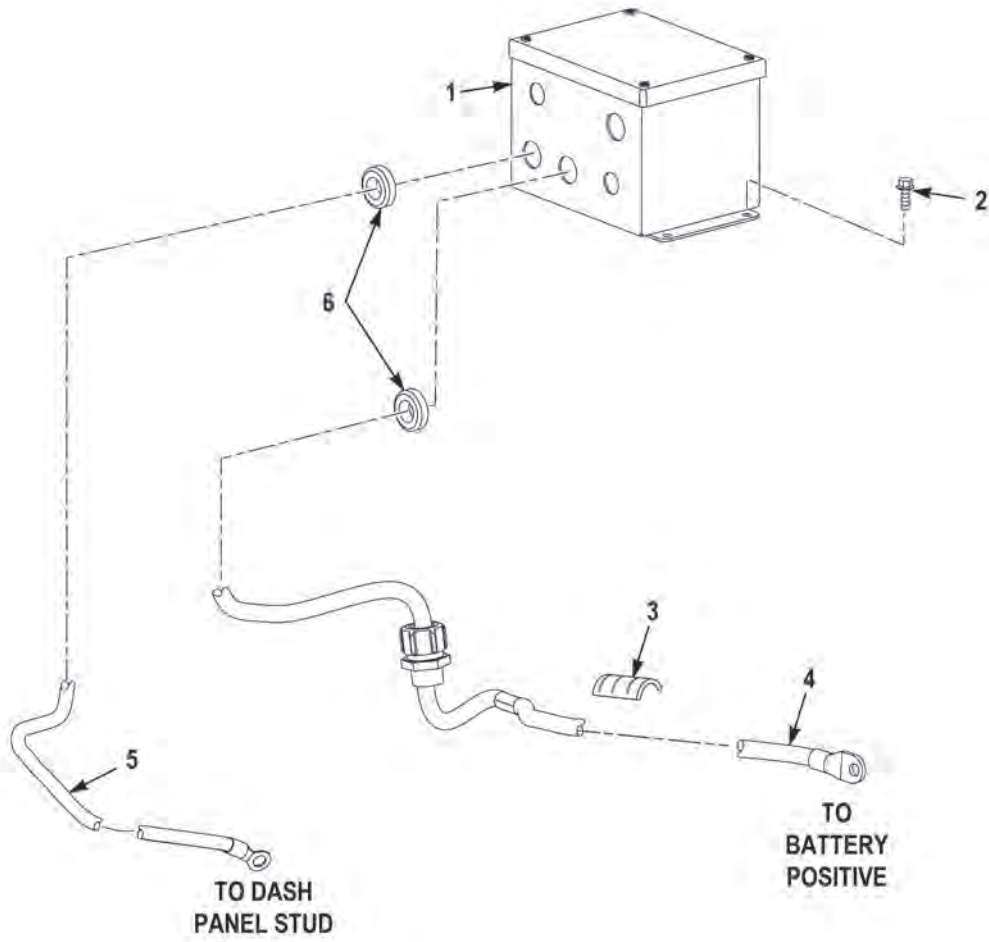


FIGURE 39 - BATTERY DISCONNECT ASSEMBLY



(1) FIG.	(2) ITEM	(3) PART NO.	(4) DESCRIPTION	(5) QTY.	(6) U/M
			GROUP 0612 BATTERIES AND MOUNTING FIG. 39 BATTERY DISCONNECT ASSEMBLY		
40	1	3830259	DISCONNECT ASSY,DISCONNECT . . . . .	1	EA
40	2	110961	SCREW,CAP,HEX HEAD,.25-20 X .75 G5 ZY . . . . .	4	EA
40	3	3117510	GUARD,HOSE-TUBING,8 IN. BLACK . . . . .	1	EA
40	4	3863367	LEAD,ELECTRICAL,198 IN . . . . .	1	EA
40	5	3857894	LEAD,ELECTRICAL,60 IN . . . . .	1	EA
40	6	2870	GROMMET,NONMETALLIC, . . . . .	2	EA

**END OF FIGURE**



---

**FIELD AND SUSTAINMENT MAINTENANCE  
BATTERY AND ISOLATER ASSEMBLIES**

---

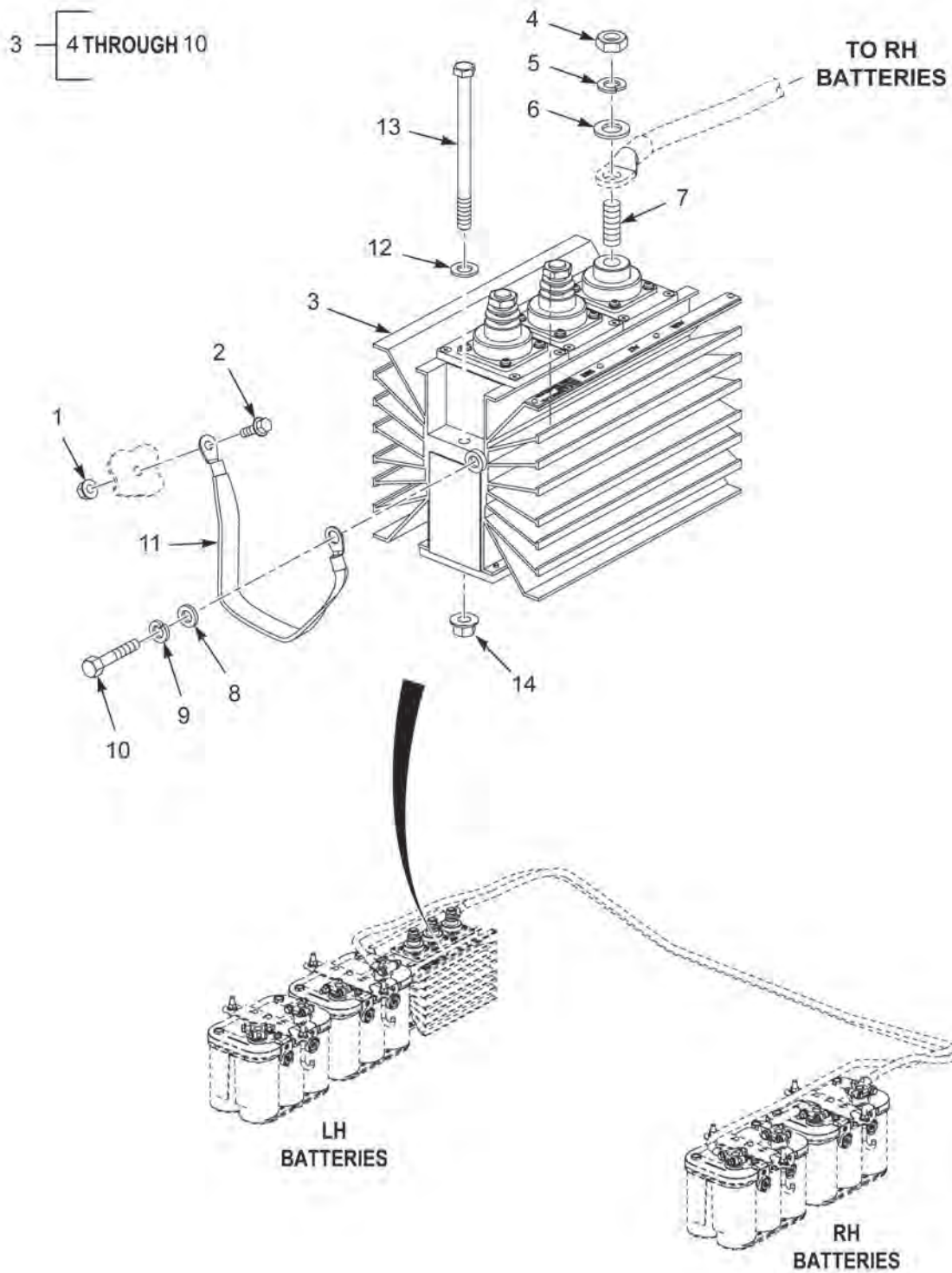


FIGURE 40 - BATTERY AND ISOLATER ASSEMBLIES (SHEET 1 OF 3)

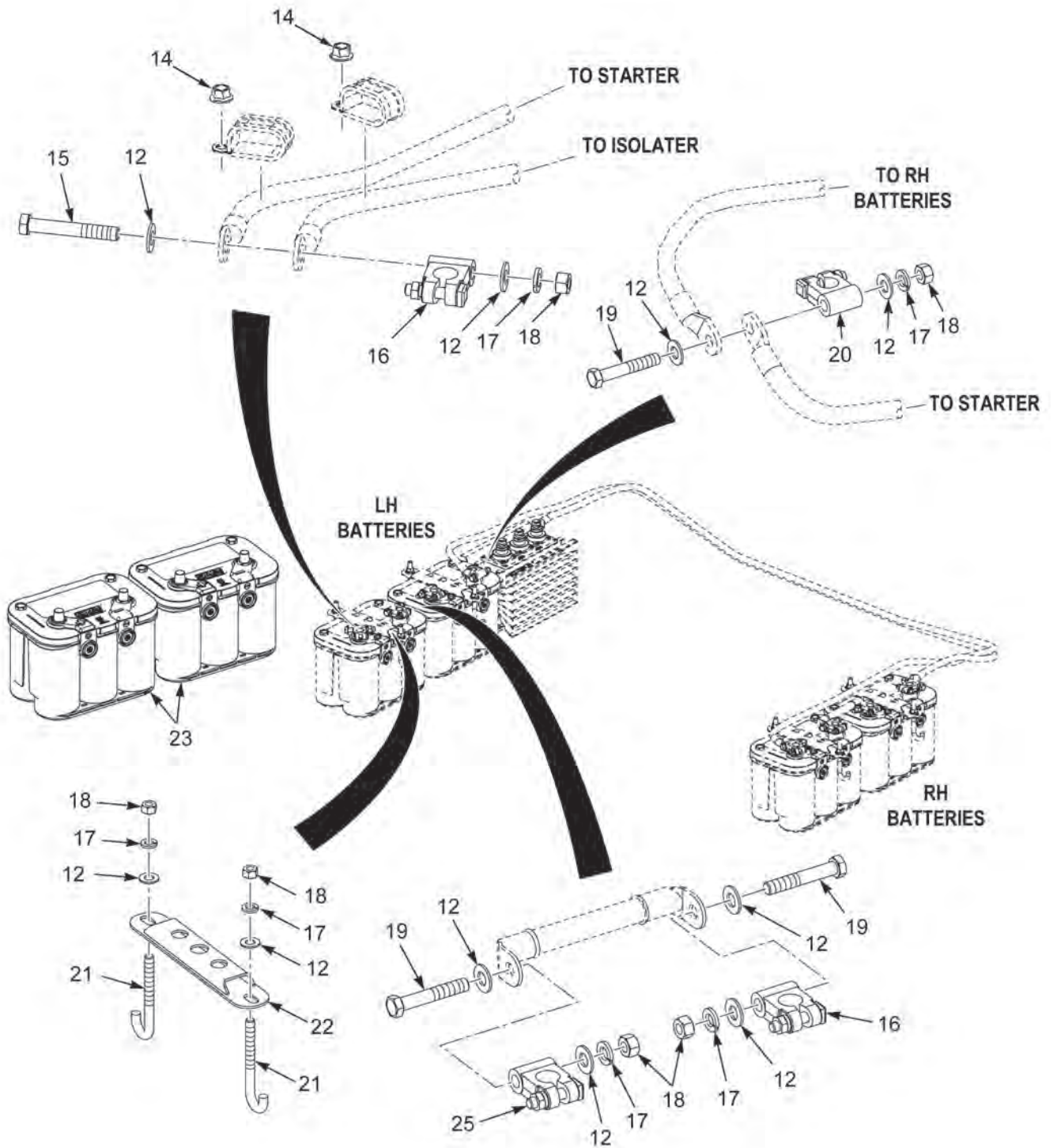


FIGURE 40 - BATTERY AND ISOLATER ASSEMBLIES (SHEET 2 OF 3)

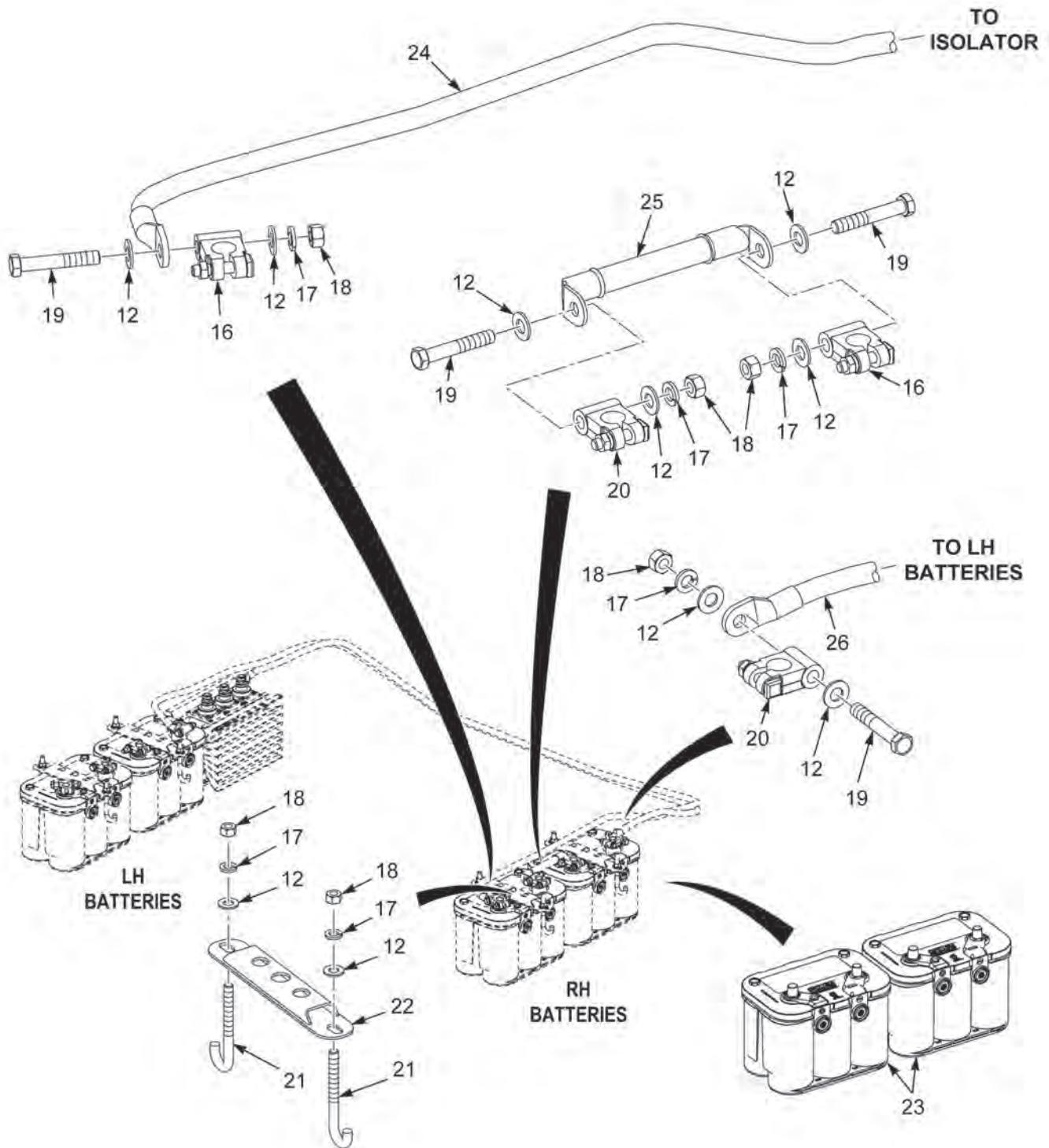


FIGURE 40 - BATTERY AND ISOLATER ASSEMBLIES (SHEET 3 OF 3)

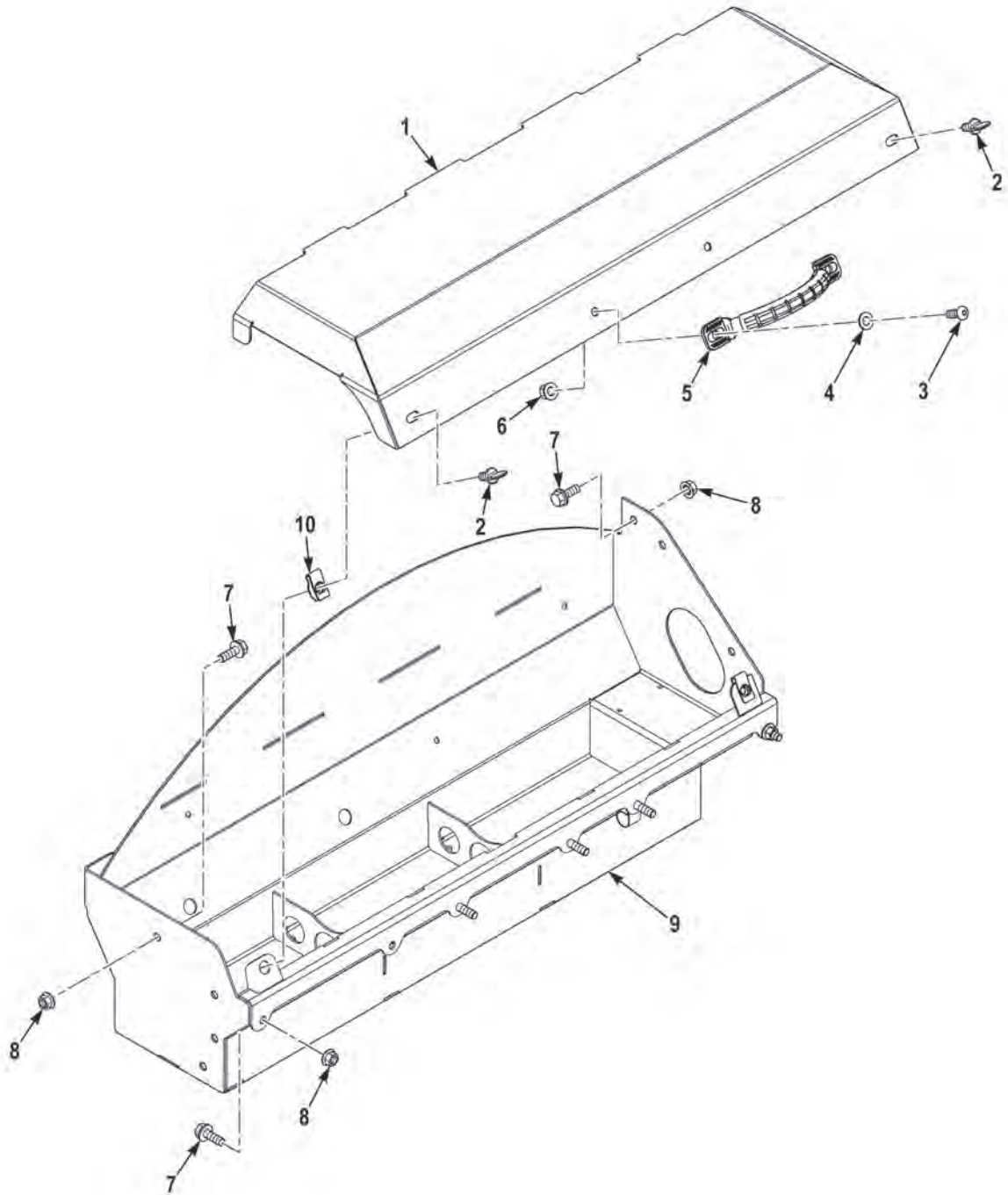
(1) FIG.	(2) ITEM	(3) PART NO.	(4) DESCRIPTION	(5) QTY.	(6) U/M
			GROUP 0612 BATTERIES AND MOUNTING FIG. 40 BATTERY AND ISOLATER ASSEMBLIES		
40	1	0192408	NUT,SELF-LOCKING,,25-20 G5 ZY . . . . .	1	EA
40	2	110961	SCREW,CAP,HEX HEAD,,25-20 X .75 G5 ZY . . . . .	1	EA
40	3	N2008	ISOLATOR,BATTERY. . . . .	1	EA
40	4	N9253	. NUT M12-1.75. . . . .	3	EA
40	5	N9350	. WASHER,LOCK M12 . . . . .	3	EA
40	6	N9408	. WASHER,FLAT M12. . . . .	3	EA
40	7	N9191	. STUD M12-1.75 X 40 MM. . . . .	3	EA
40	8	N9689	. WASHER,FLAT M8. . . . .	1	EA
40	9	N9015	. WASHER,LOCK M8 . . . . .	1	EA
40	10	N9620	. BOLT,STEEL,GROUND M8-1.25 X 22. . . . .	1	EA
40	11	3638450	STRAP,ELECTRICAL, . . . . .	1	EA
40	12	96056	WASHER,FLAT,,.38 X .81 X .07 ZY. . . . .	26	EA
40	13	95123	BOLT,MACHINE,3/8-16 X 5 . . . . .	2	EA
40	14	10823-00318	NUT,SELF-LOCKING,,38-16 G5 ZY . . . . .	4	EA
40	15	95113	SCREW,CAP,HEX HEAD,3/8-16 X 2 1/2 . . . . .	1	EA
40	16	117584A	LUG,TERMINAL,POSITIVE . . . . .	4	EA
40	17	123496	WASHER,LOCK,,.38 X .68 X .09 ZY H . . . . .	12	EA
40	18	95862	NUT,PLAIN,HEXAGON,,38-16 G5 ZY . . . . .	12	EA
40	19	B1821BH038C225N	SCREW,CAP,HEX HEAD,3/8-16 X 2 1/4 . . . . .	7	EA
40	20	BT-38N	LUG,TERMINAL,NEGATIVE. . . . .	4	EA
40	21	42114	SCREW,J-HOOK,3/8-16 X 3 3/4. . . . .	8	EA
40	22	3859564	BRACKET,BATTERY . . . . .	4	EA
40	23	8008-158.MDL.NO.34VX	BATTERY,12V,800CCA,34VX. . . . .	4	EA
40	24	3857897	CABLE ASSEMBLY . . . . .	1	EA
40	25	3857895	CABLE ASSEMBLY . . . . .	1	EA
40	26	3857898	CABLE ASSEMBLY . . . . .	1	EA

END OF FIGURE





**FIELD AND SUSTAINMENT MAINTENANCE  
BATTERY BOX ASSEMBLIES (M1240A1)**



**FIGURE 41 - BATTERY BOX ASSEMBLIES (M1240A1) (SHEET 1 OF 2)**

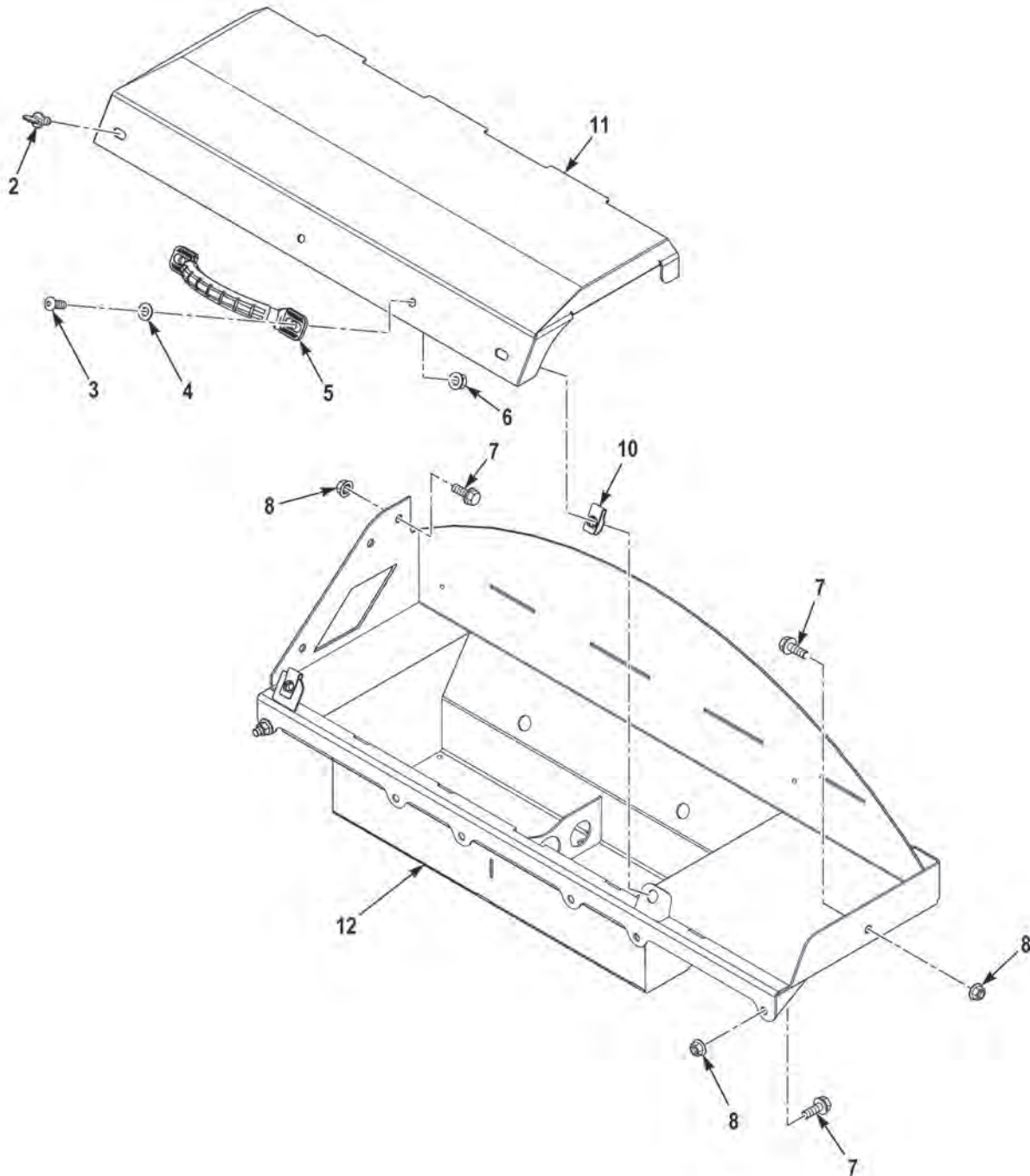


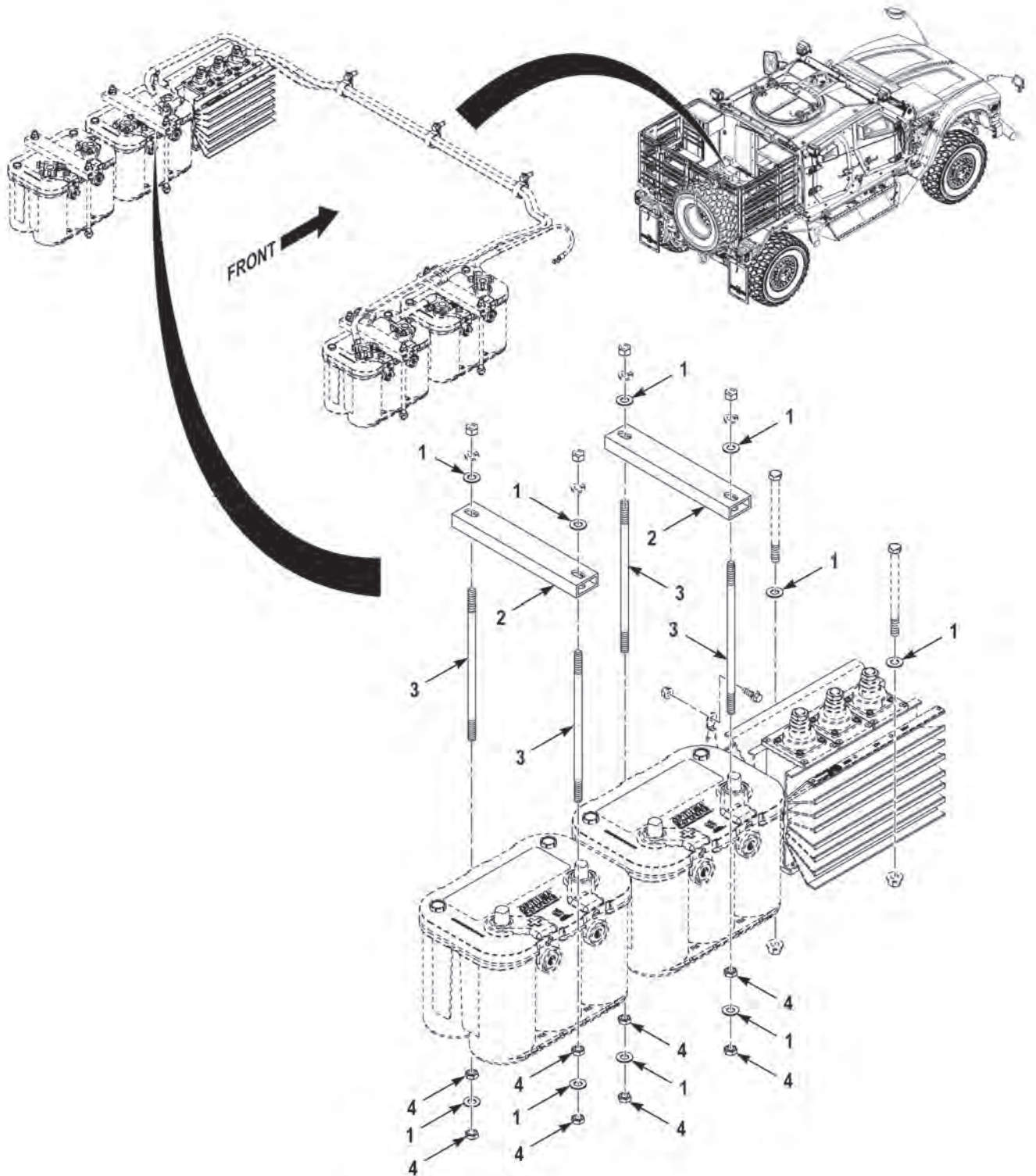
FIGURE 41 - BATTERY BOX ASSEMBLIES (M1240A1) (SHEET 2 OF 2)

(1) FIG.	(2) ITEM	(3) PART NO.	(4) DESCRIPTION	(5) QTY.	(6) U/M
GROUP 0612 BATTERIES AND MOUNTING					
FIG. 41 BATTERY BOX ASSEMBLIES (M1240A1)					
41	1	3861399	BATTERY COVER,LH . . . . .	1	EA
41	2	0148496	SCREW,THUMB,3/8-16 X 1 . . . . .	4	EA
41	3	3268981	SCREW,CAP,SOCKET,3/8-16 X 1 . . . . .	4	EA
41	4	3268987	WASHER,FLAT,3/8 . . . . .	4	EA
41	5	2061-1	HANDLE,RECESS,. . . . .	2	EA
41	6	10823-00817	NUT,SELF-LOCKING,ASSEMBLED WASHER, 3/8 -16. . . . .	4	EA
41	7	0142772	SCREW,CAP,HEX HEAD,.38-16 X 1.00 G8 PO. . . . .	20	EA
41	8	S075142	NUT,SELF-LOCKING,.38-16 G8 PO. . . . .	12	EA
41	9	3900616	BATTERY BOX,LH . . . . .	1	EA
41	10	37939	NUT,SPEED,3/8-16. . . . .	4	EA
41	11	3861404	BATTERY COVER,RH . . . . .	1	EA
41	12	3900618	BATTERY BOX,RH. . . . .	1	EA

END OF FIGURE



**FIELD AND SUSTAINMENT MAINTENANCE  
BATTERY, DRIVER SIDE (M1245)**



**FIGURE 42 - BATTERY, DRIVER SIDE (M1245) (SHEET 1 OF 2)**

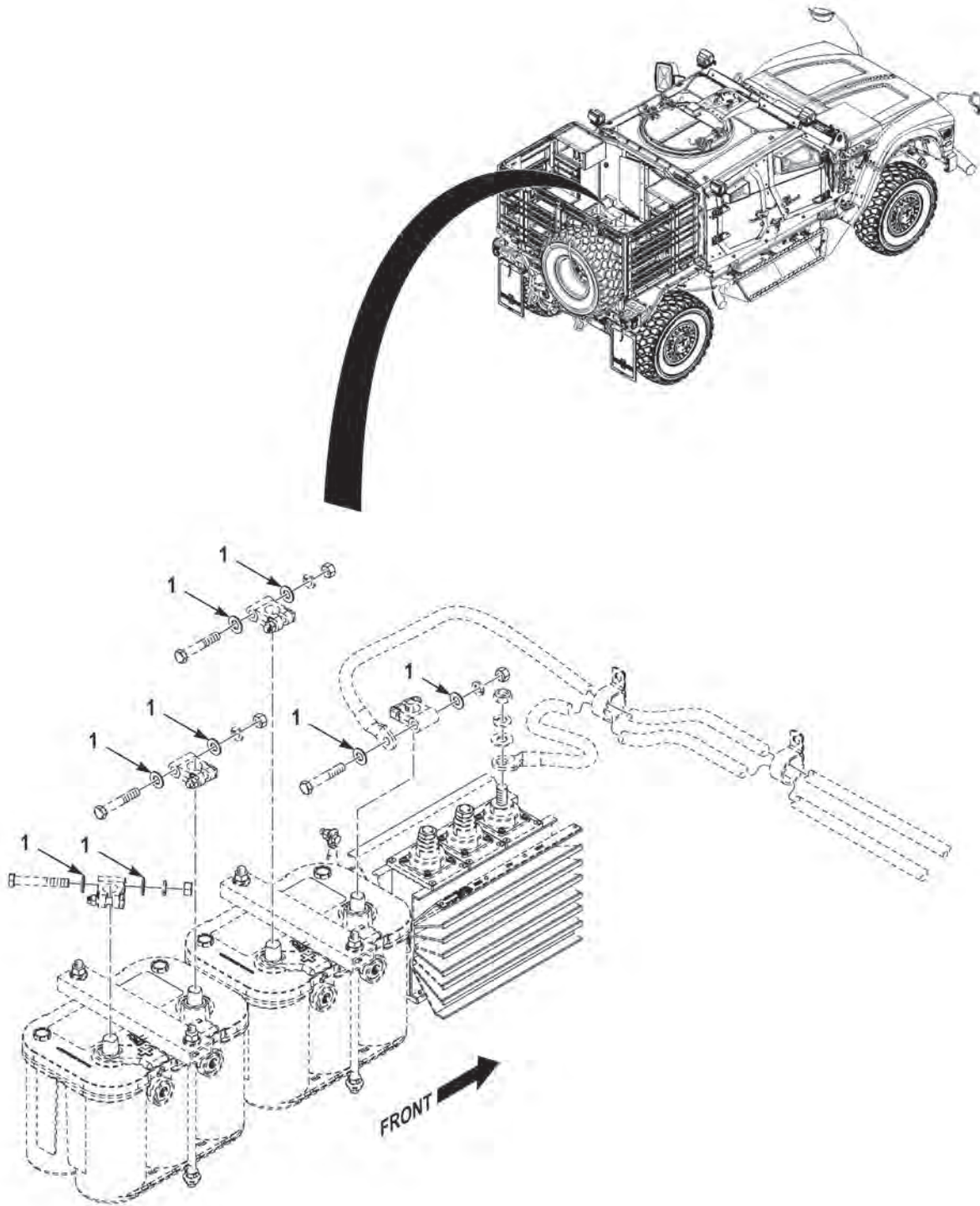


FIGURE 42 - BATTERY, DRIVER SIDE (M1245) (SHEET 2 OF 2)

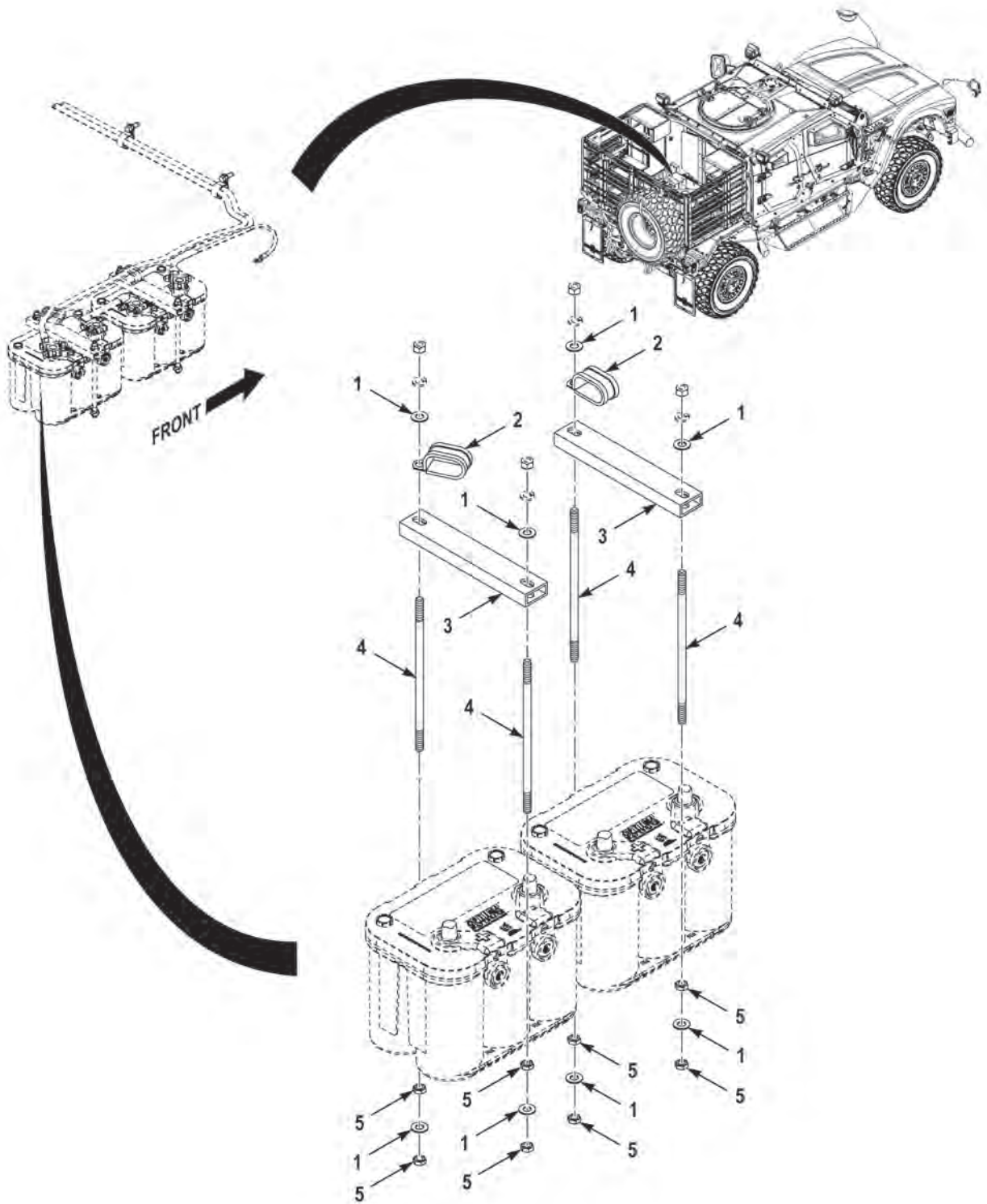
(1) FIG.	(2) ITEM	(3) PART NO.	(4) DESCRIPTION	(5) QTY.	(6) U/M
			GROUP 0612 BATTERIES AND MOUNTING FIG. 42 BATTERY, DRIVER SIDE (M1245)		
42	1	96056	WASHER,FLAT,.38 X .81 X .07 ZY . . . . .	18	EA
42	2	3904873	BRACKET,BATTERY HOLD DOWN. . . . .	2	EA
42	3	3904888	STUD,.38-16X9.00 ZP . . . . .	4	EA
42	4	0169670	NUT,PLAIN,HEXAGON,.38-16 G8 ZY . . . . .	8	EA

END OF FIGURE





**FIELD AND SUSTAINMENT MAINTENANCE  
BATTERY, PASSENGER SIDE (M1245)**



**FIGURE 43 - BATTERY, PASSENGER SIDE (M1245) (SHEET 1 OF 2)**

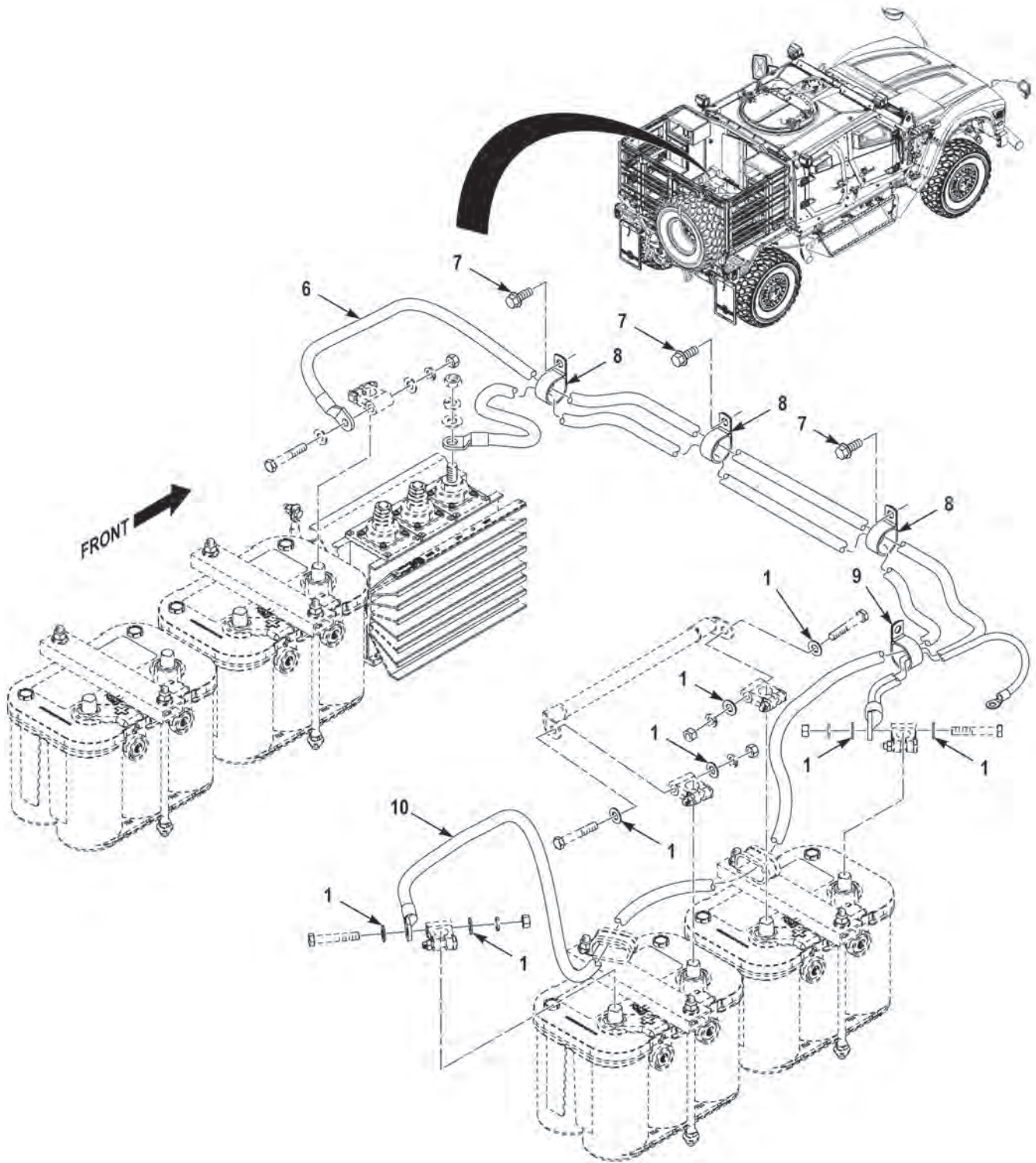


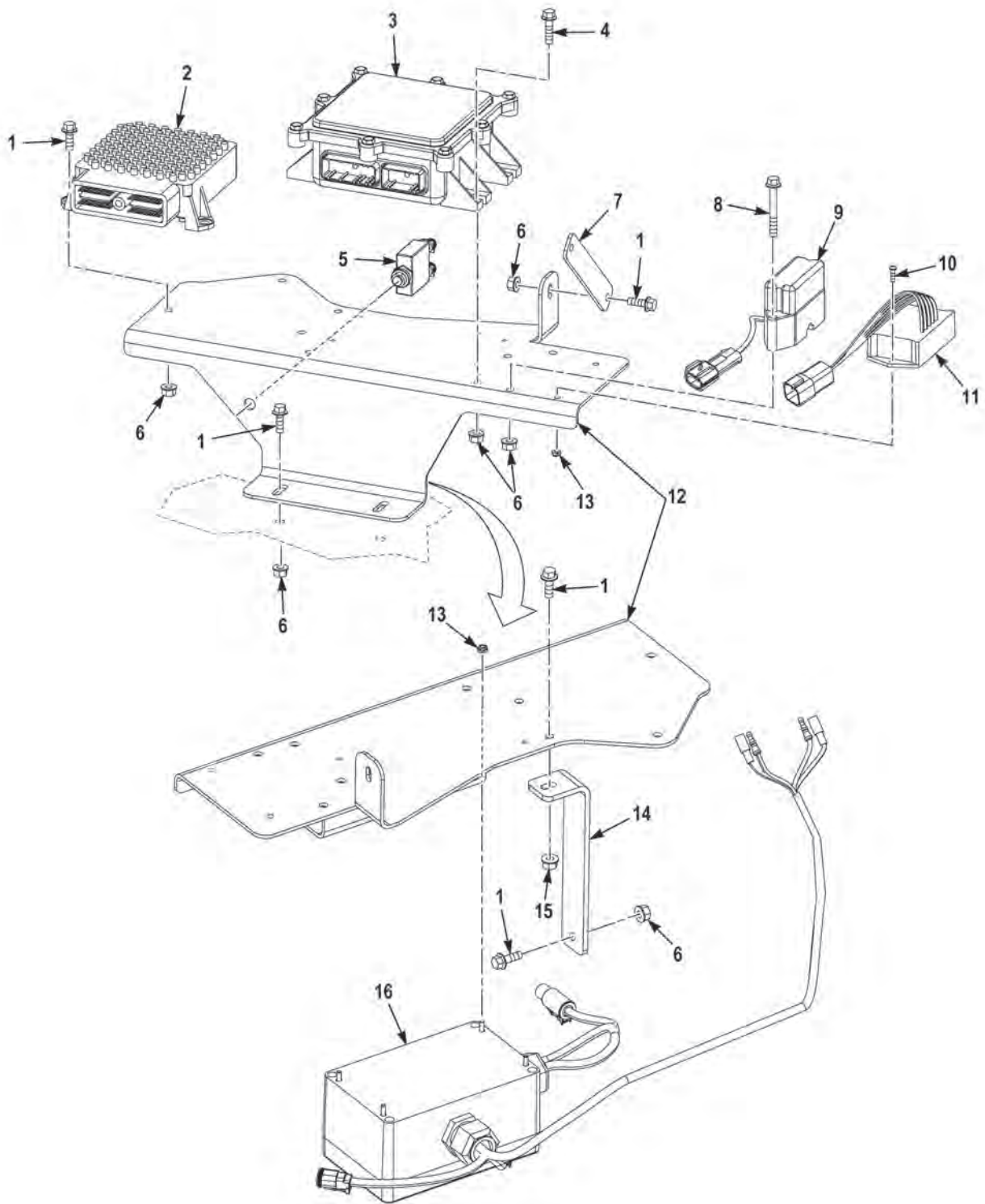
FIGURE 43 - BATTERY, PASSENGER SIDE (M1245) (SHEET 2 OF 2)

(1) FIG.	(2) ITEM	(3) PART NO.	(4) DESCRIPTION	(5) QTY.	(6) U/M
			GROUP 0612 BATTERIES AND MOUNTING FIG. 43 BATTERY, PASSENGER SIDE (M1245)		
43	1	96056	WASHER,FLAT,.38 X .81 X .07 ZY . . . . .	16	EA
43	2	S344G15	CLAMP,LOOP . . . . .	2	EA
43	3	3904873	BRACKET,BATTERY HOLD DOWN . . . . .	2	EA
43	4	3904888	STUD,.38-16X9.00 ZP . . . . .	4	EA
43	5	0169670	NUT,PLAIN,HEXAGON,.38-16 G8 ZY . . . . .	8	EA
43	6	3903979	CABLE ASSEMBLY . . . . .	1	EA
43	7	0155849	BOLT,MACHINE,.38-16X1.00 G5 ZY . . . . .	3	EA
43	8	COV2113	CLAMP,LOOP . . . . .	3	EA
43	9	COV-2913-Z1	CLAMP,LOOP . . . . .	1	EA
43	10	3905060	CABLE ASSEMBLY . . . . .	1	EA

END OF FIGURE



**FIELD AND SUSTAINMENT MAINTENANCE  
CAPSULE ELECTRIC AND WIRING (M1240)**



**FIGURE 44 - CAPSULE ELECTRIC AND WIRING (M1240) (SHEET 1 OF 4)**

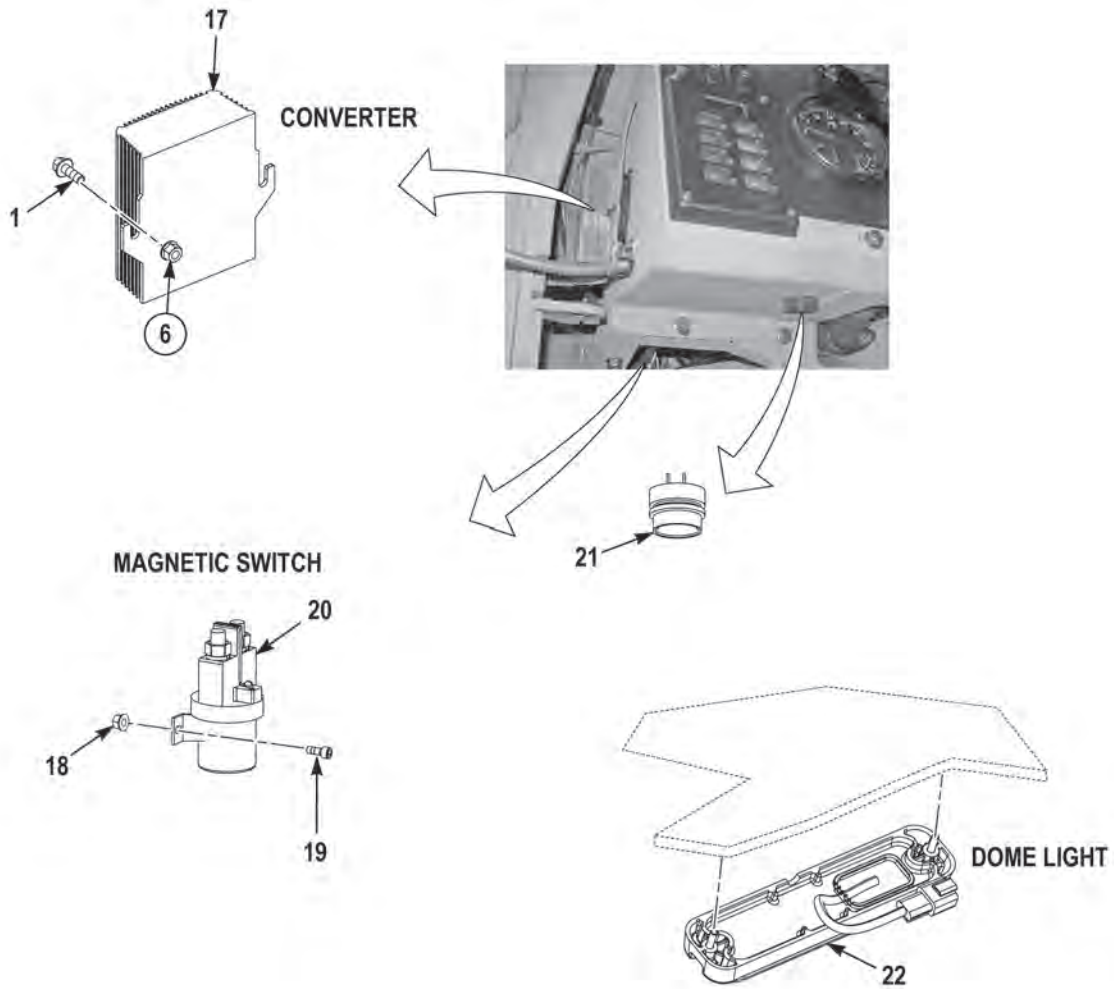


FIGURE 44 - CAPSULE ELECTRIC AND WIRING (M1240) (SHEET 2 OF 4)



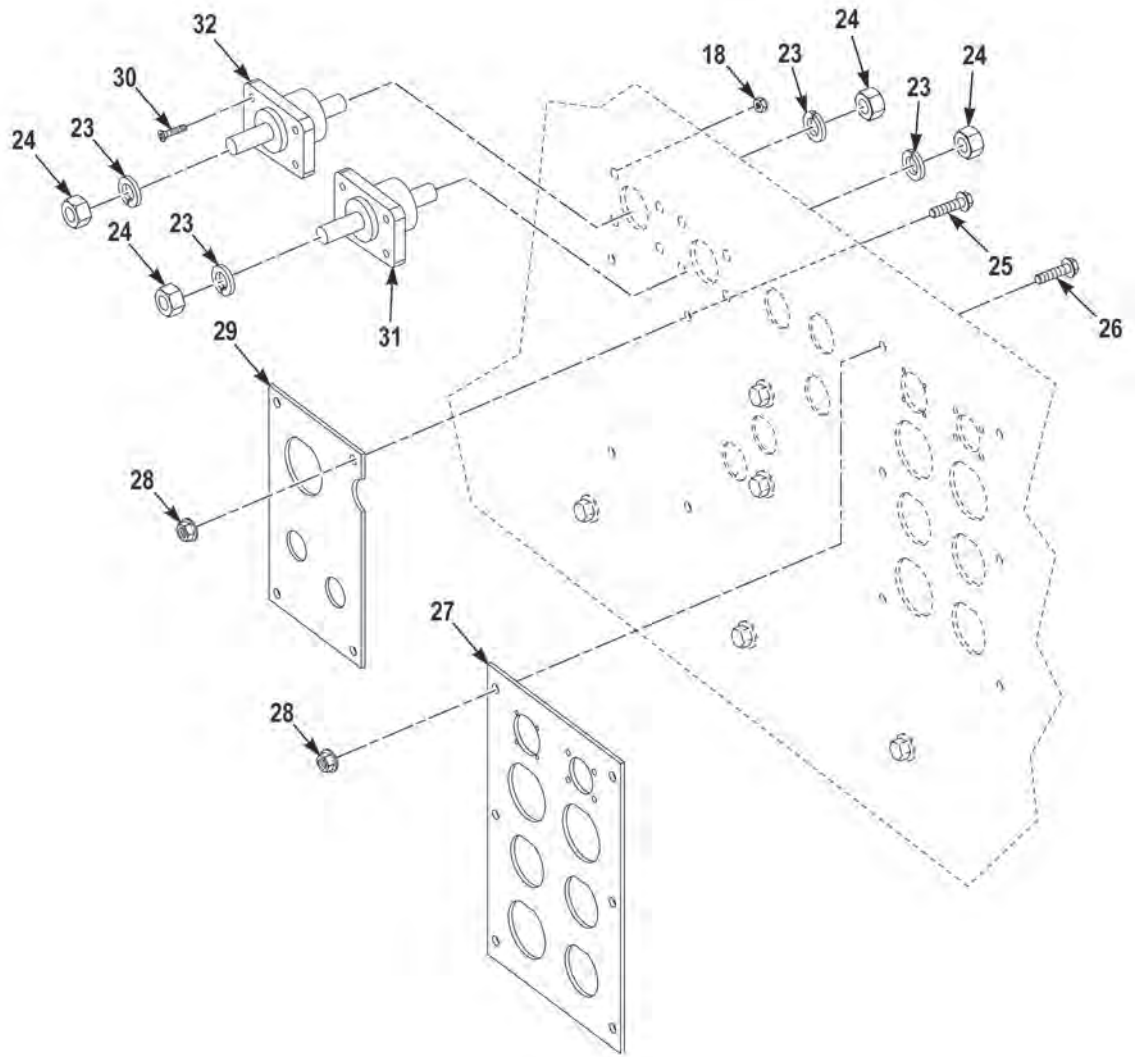


FIGURE 44 - CAPSULE ELECTRIC AND WIRING (M1240) (SHEET 3 OF 4 )



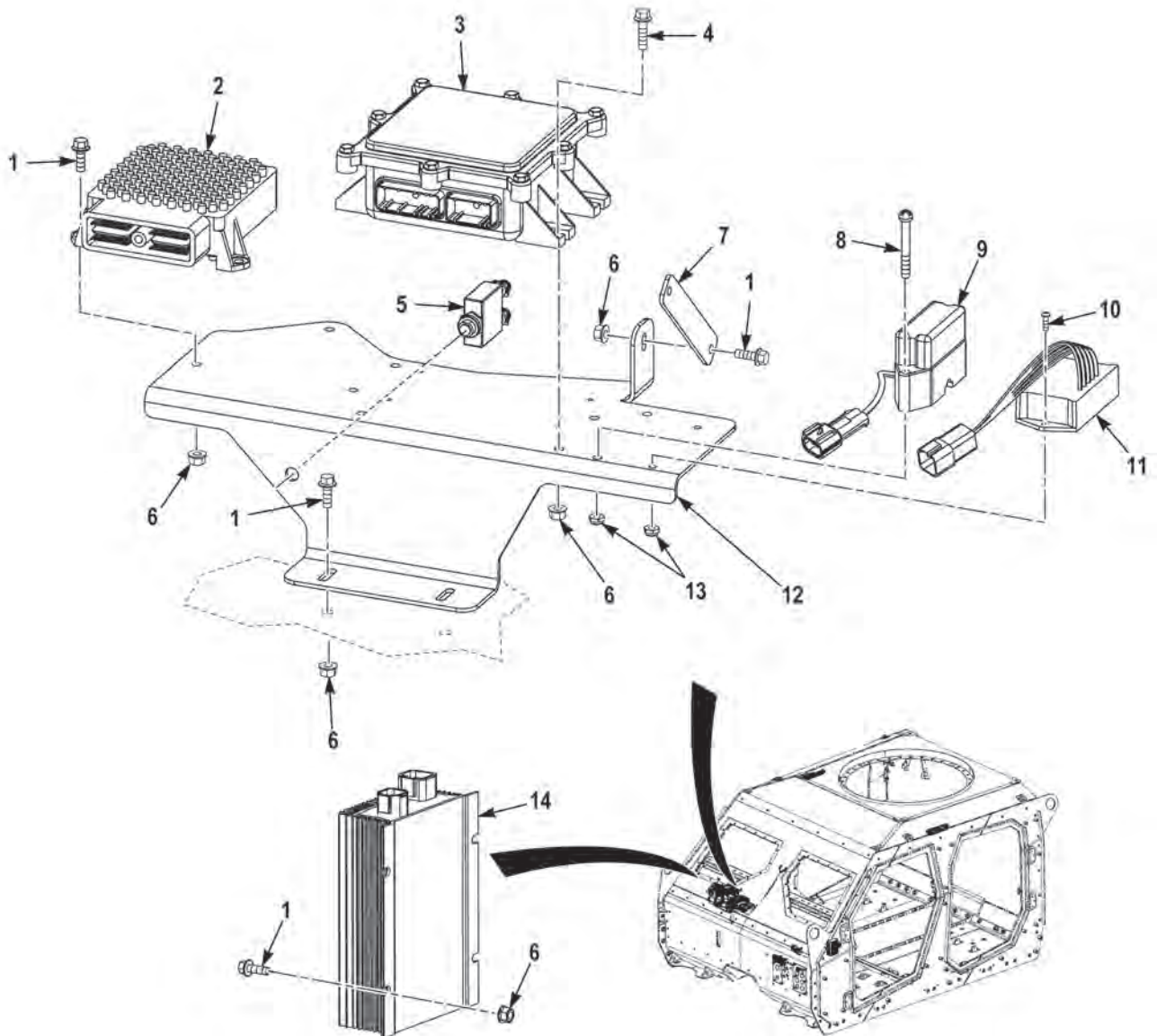


(1) FIG.	(2) ITEM	(3) PART NO.	(4) DESCRIPTION	(5) QTY.	(6) U/M
			GROUP 0613 HULL OR CHASSIS WIRING HARNESS FIG. 44 CAPSULE ELECTRIC AND WIRING (M1240)		
44	1	1606140	SCREW, CAP, HEXAGON HEAD, 1/4-20 X 3/4 . . . . .	14	EA
44	2	3833536	TCM, 3500SP 6 SPD GEN4, MY09 . . . . .	1	EA
44	3	3064236	MODULE, INTERFACE 24V . . . . .	1	EA
44	4	1754140	SCREW, CAP, HEXAGON HEAD, 1/4-20 X 1 . . . . .	3	EA
44	5	3782599	CIRCUIT BREAKER, 70 AMP . . . . .	1	EA
44	6	1600460	NUT, SELF-LOCKING, CLINCH, .25-20 . . . . .	21	EA
44	7	3828363	BRACKET, DASH COMP SPRT . . . . .	1	EA
44	8	1754160	SCREW, CAP, HEXAGON HEAD, 1/4-20 X 2 . . . . .	3	EA
44	9	3836133	FLASHER 24V PROTECTED . . . . .	1	EA
44	10	3541796	SCREW, PAN, 10-24 X .62 . . . . .	2	EA
44	11	3576174	RESISTANCE ELEMENT . . . . .	1	EA
44	12	3820655	BRACKET, DASH COMPONENT . . . . .	1	EA
44	13	3433599	NUT, SELF-LOCKING, HEXAGON, #6-32 . . . . .	4	EA
44	14	3828373	BRACKET, TRAY SPRT . . . . .	1	EA
44	15	1600460	NUT, SELF-LOCKING, CLINCH, .25-20 . . . . .	5	EA
44	16	3829365	MODULE, TIMER DEICE . . . . .	1	EA
44	17	3212308	CONVERTER, 24-12VDC, 10 AMP . . . . .	1	EA
44	18	1376550	NUT, SELF-LOCKING, HEXAGON, #10-24 . . . . .	14	EA
44	19	2014460	SCREW, CAP, SOCKET HEAD, 10-24 X .50 . . . . .	2	EA
44	20	3115401	SWITCH, MAGNETIC 24VDC . . . . .	1	EA
44	21	1431210	ALARM, CONTINUOUS . . . . .	1	EA
44	22	3830476	LIGHT, DOME CLEAR . . . . .	2	EA
44	23	3582923	WASHER, LOCK, SPLIT . . . . .	4	EA
44	24	3183663	NUT, PLAIN, HEXAGON . . . . .	4	EA
44	25	3268673	SCREW, CAP, HEX HEAD, 1/4-20 X 3/4 . . . . .	4	EA
44	26	3266312	SCREW, CAP, HEXAGON, 1/4-20 X 1 . . . . .	10	EA
44	27	3840401	PLATE, ELECTRIC BULKHEAD . . . . .	1	EA
44	28	3266307	NUT, SELF-LOCKING, HEXAGON 1/4-20 . . . . .	10	EA
44	29	3820522	PLATE, ELECTRIC, AUX . . . . .	1	EA
44	30	3521576	SCREW, FLAT, 10-24 X 1.25 . . . . .	8	EA
44	31	3796841	JUNCTION BLOCK, BLACK . . . . .	1	EA
44	32	3526961	JUNCTION BLOCK, RED . . . . .	1	EA
44	33	3823647	WIRE HARNESS, CHASSIS, WORK . . . . .	2	EA
44	34	3827052	WIRE HARNESS, CAB, DOME LIGHT . . . . .	1	EA
44	35	2288HX	CLIP, CUSHION . . . . .	2	EA
44	36	3693FX3	BRACKET, HYD STEER HOSE . . . . .	2	EA
44	37	3829276	WIRE HARNESS, CAB, MAIN . . . . .	1	EA
44	38	3830284	CIRCUIT BREAKER, 60 AMP . . . . .	1	EA

(1) FIG.	(2) ITEM	(3) PART NO.	(4) DESCRIPTION	(5) QTY.	(6) U/M
44	39	3126509	CIRCUIT BREAKER, 20 AMP, AUTO RESET. . . . .	1	EA
44	40	1836650	CIRCUIT BREAKER, 15 AMP. . . . .	1	EA
44	41	3266496	CIRCUIT BREAKER, 5 AMP, AUTO RESET. . . . .	1	EA
44	42	3126506	CIRCUIT BREAKER, 10 AMP. . . . .	1	EA
44	43	3126505	CIRCUIT BREAKER, 5 AMP. . . . .	1	EA
44	44	3126508	CIRCUIT BREAKER, 20 AMP. . . . .	1	EA
44	45	1869500	RELAY. . . . .	13	EA
44	NI	3830366	CONDUIT, FLEXIBLE STEEL. . . . .	20	IN
44	NI	1635440	CLIP, CUSHION . . . . .	2	EA
44	NI	2201320	SCREW, PAN, #6-32 X 3/4 . . . . .	4	EA

END OF FIGURE

**FIELD AND SUSTAINMENT MAINTENANCE  
CAPSULE ELECTRIC (M1240A1)**



**FIGURE 45 - CAPSULE ELECTRIC (M1240A1) (SHEET 1 OF 4)**

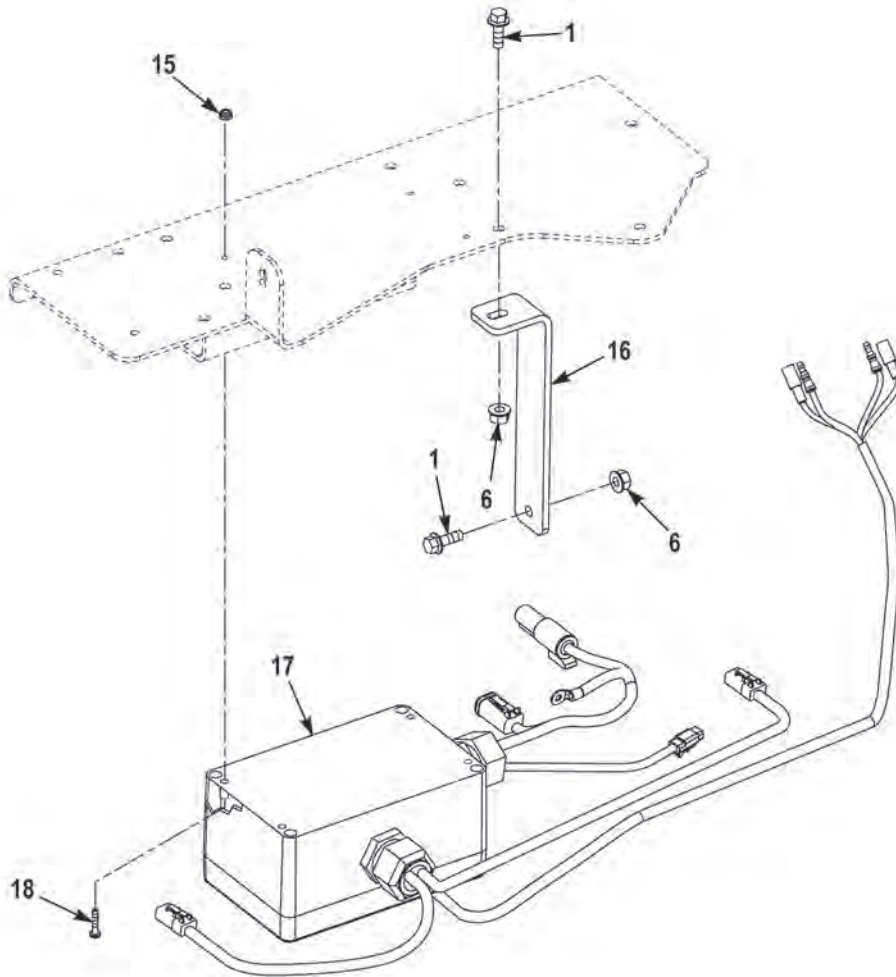


FIGURE 45 - CAPSULE ELECTRIC (M1240A1) (SHEET 2 OF 4)

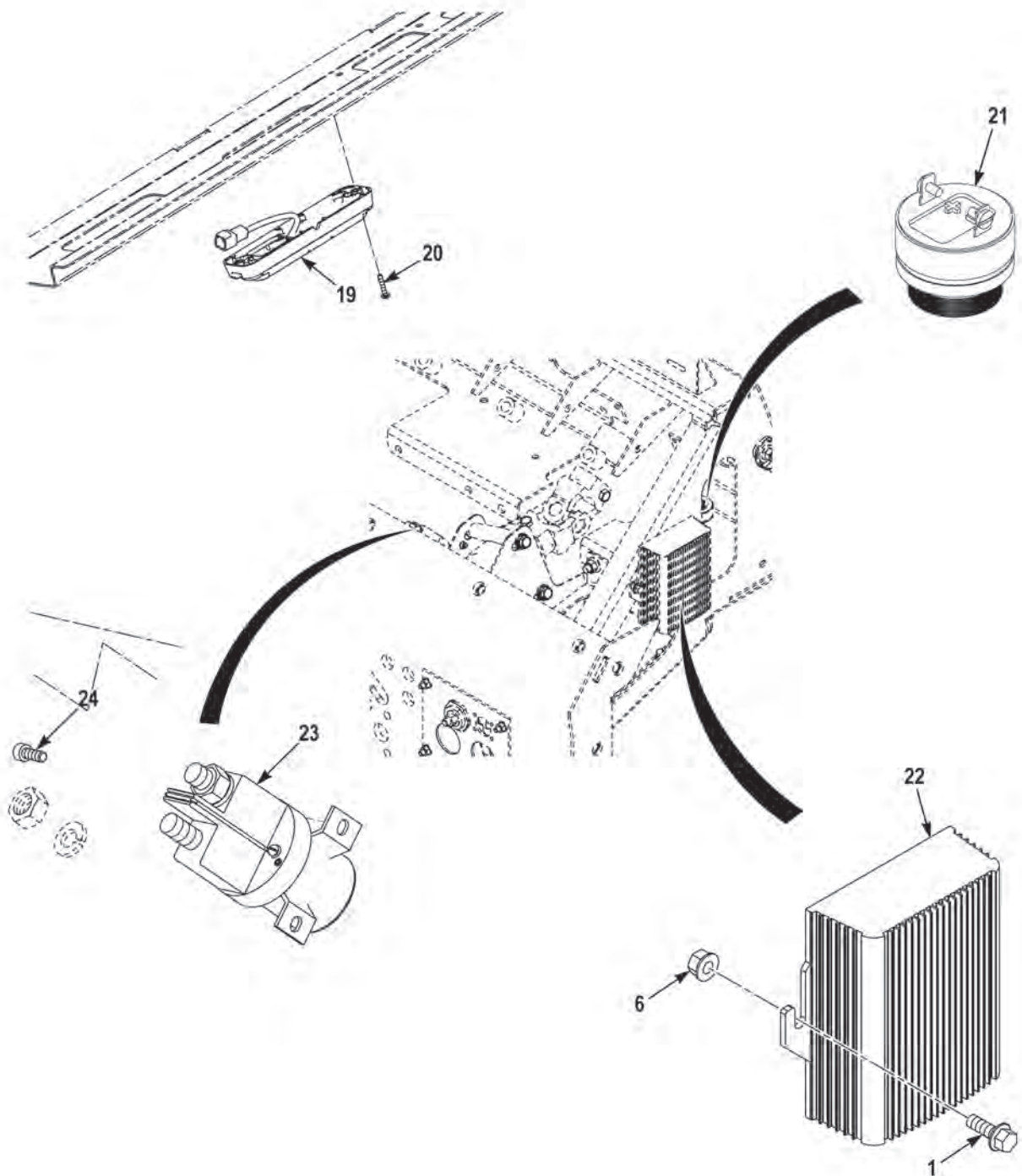


FIGURE 45 - CAPSULE ELECTRIC (M1240A1) (SHEET 3 OF 4)

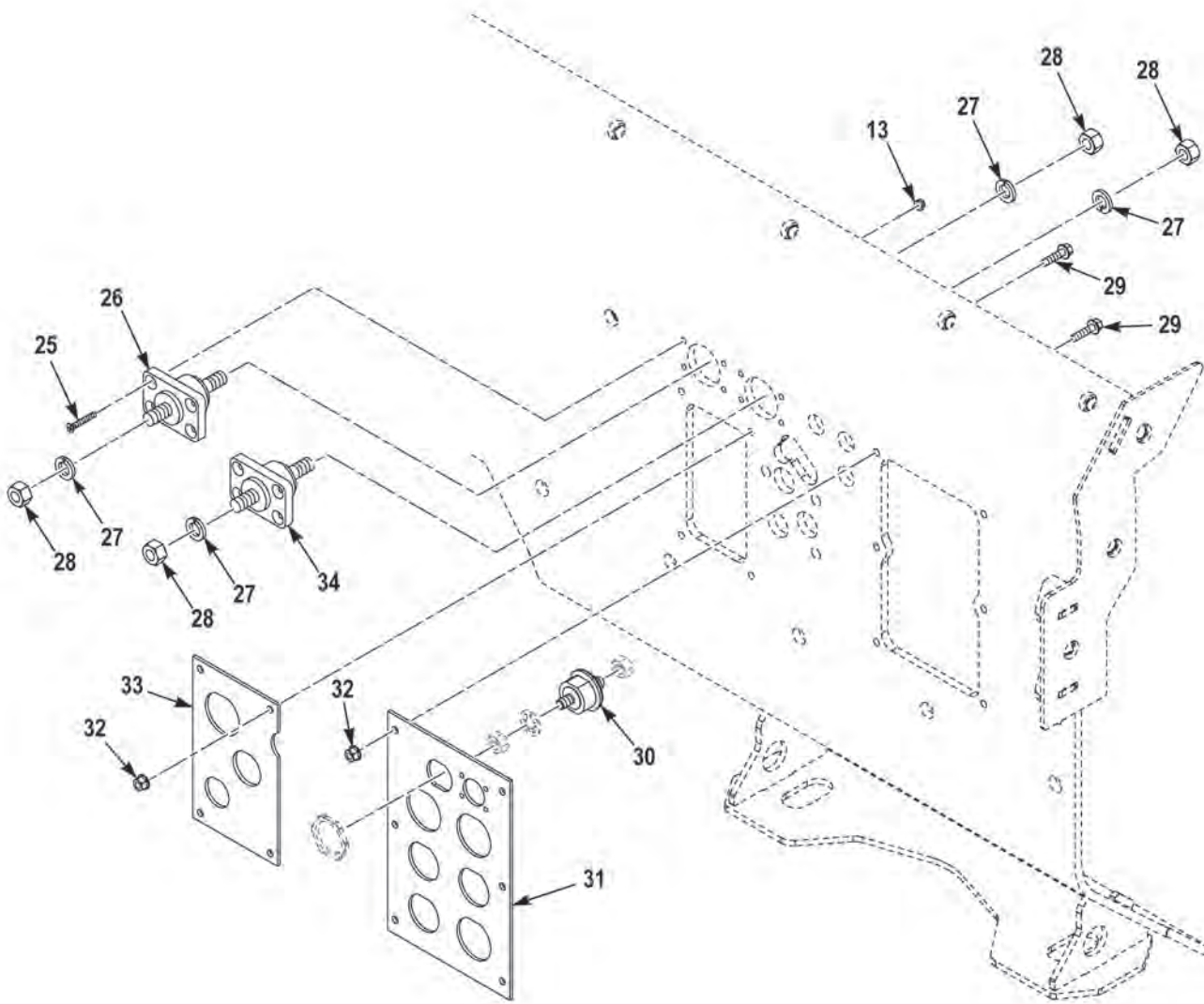


FIGURE 45 - CAPSULE ELECTRIC (M1240A1) (SHEET 4 OF 4)

(1) FIG.	(2) ITEM	(3) PART NO.	(4) DESCRIPTION	(5) QTY.	(6) U/M
			GROUP 0613 HULL OR CHASSIS WIRING HARNESS FIG. 45 CAPSULE ELECTRIC (M1240A1)		
45	1	110961	SCREW,CAP,HEX HEAD,.25-20 X .75 G5 ZY . . . . .	15	EA
45	2	A5300MKL	CONTROL ASSEMBLY,TRANSMISSION . . . . .	1	EA
45	3	29516036	INTERCONNECTING BOX, . . . . .	1	EA
45	4	0110960	SCREW,CAP,HEX HEAD,.25-20 X 1.00 G5 ZY . . . . .	3	EA
45	5	1648-009-070-015	CIRCUIT BREAKER, . . . . .	1	EA
45	6	0192408	NUT,SELF-LOCKING,.25-20 G5 ZY . . . . .	18	EA
45	7	3828363	PLATE,MOUNTING, . . . . .	1	EA
45	8	72447	SCREW,MACHINE,10-24 X 1-3/4. . . . .	2	EA
45	9	0842132	FLASHER,THERMAL, . . . . .	1	EA
45	10	91772A244	SCREW,MACHINE,10-24 X 5/8 . . . . .	2	EA
45	11	M384 REV B	RESISTANCE ELEMENT,. . . . .	1	EA
45	12	3820655	BRACKET,MOUNTING, . . . . .	1	EA
45	13	12Z2007-71	NUT,SELF-LOCKING,#10-24 NS SS . . . . .	12	EA
45	14	21030C00	CONVERTER,DIGITAL TO DIGITAL . . . . .	1	EA
45	15	70855	NUT,SELF-LOCKING,#6-32 NS SS . . . . .	4	EA
45	16	3828373	BRACKET,ANGLE, . . . . .	1	EA
45	17	00019035	MODULE,TIMER,DE-ICER. . . . .	1	EA
45	18	MS51957-32	SCREW,MACHINE,#6-32 X 3/4 . . . . .	4	EA
45	19	3830476	LIGHT,DOME,. . . . .	2	EA
45	20	1503690	SCREW,MACHINE,10-24 X 1. . . . .	4	EA
45	21	SC628	BUZZER,. . . . .	1	EA
45	22	961 261	CONVERSION UNIT,POWER,DUAL FUNCTION . . .	1	EA
45	23	3115401	RELAY,ELECTROMAGNETIC . . . . .	1	EA
45	24	2014460	SCREW,CAP,SCKT HEAD,10-24 X 1/2 . . . . .	2	EA
45	25	3521576	SCREW,MACHINE,10-24 X 1 1/4. . . . .	8	EA
45	26	C1925-S	TERMINAL,FEEDTHRU, . . . . .	1	EA
45	27	3582923	WASHER,SPLIT,.50X.87X.12 SS . . . . .	4	EA
45	28	70714	NUT,PLAIN,HEXAGON,.50-13 NS SS . . . . .	4	EA
45	29	3266312	SCREW,CAP,HEX HEAD,.25-20X1.00 G8 DA. . . . .	10	EA
45	30	46211-R	STUD,PASS THRU, . . . . .	1	EA
45	31	3840401	PANEL,ELECTRICAL . . . . .	1	EA
45	32	3266307	NUT,SELF-LOCKING,.25-20 G8 DA. . . . .	10	EA
45	33	3983995	PLATE,ELECTRICAL,. . . . .	1	EA
45	34	C1925B	JUNCTION BLOCK,TERMINAL,SECTIONAL . . . . .	1	EA

END OF FIGURE





---

**FIELD AND SUSTAINMENT MAINTENANCE  
CAPSULE WIRING (M1240A1)**

---

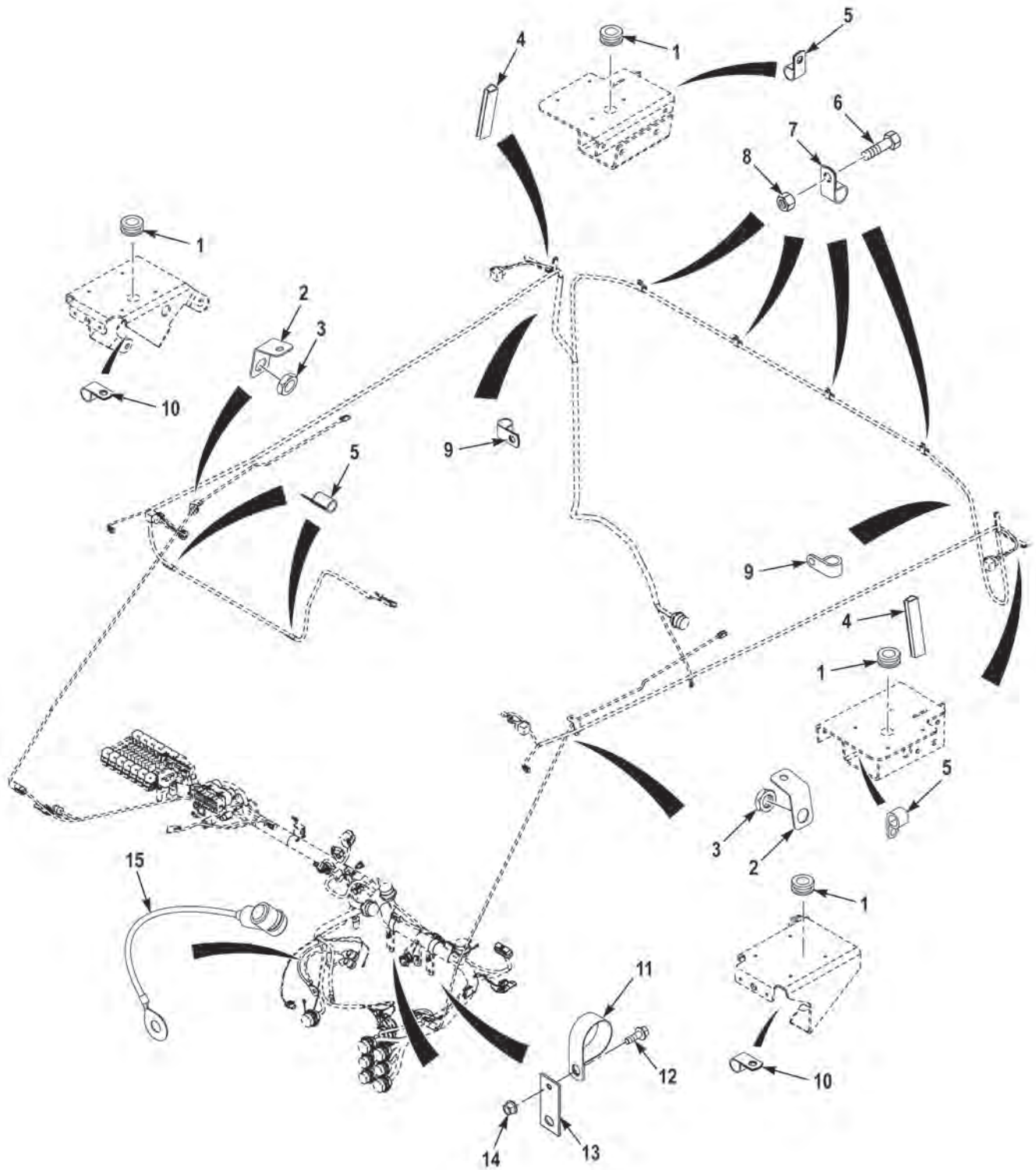


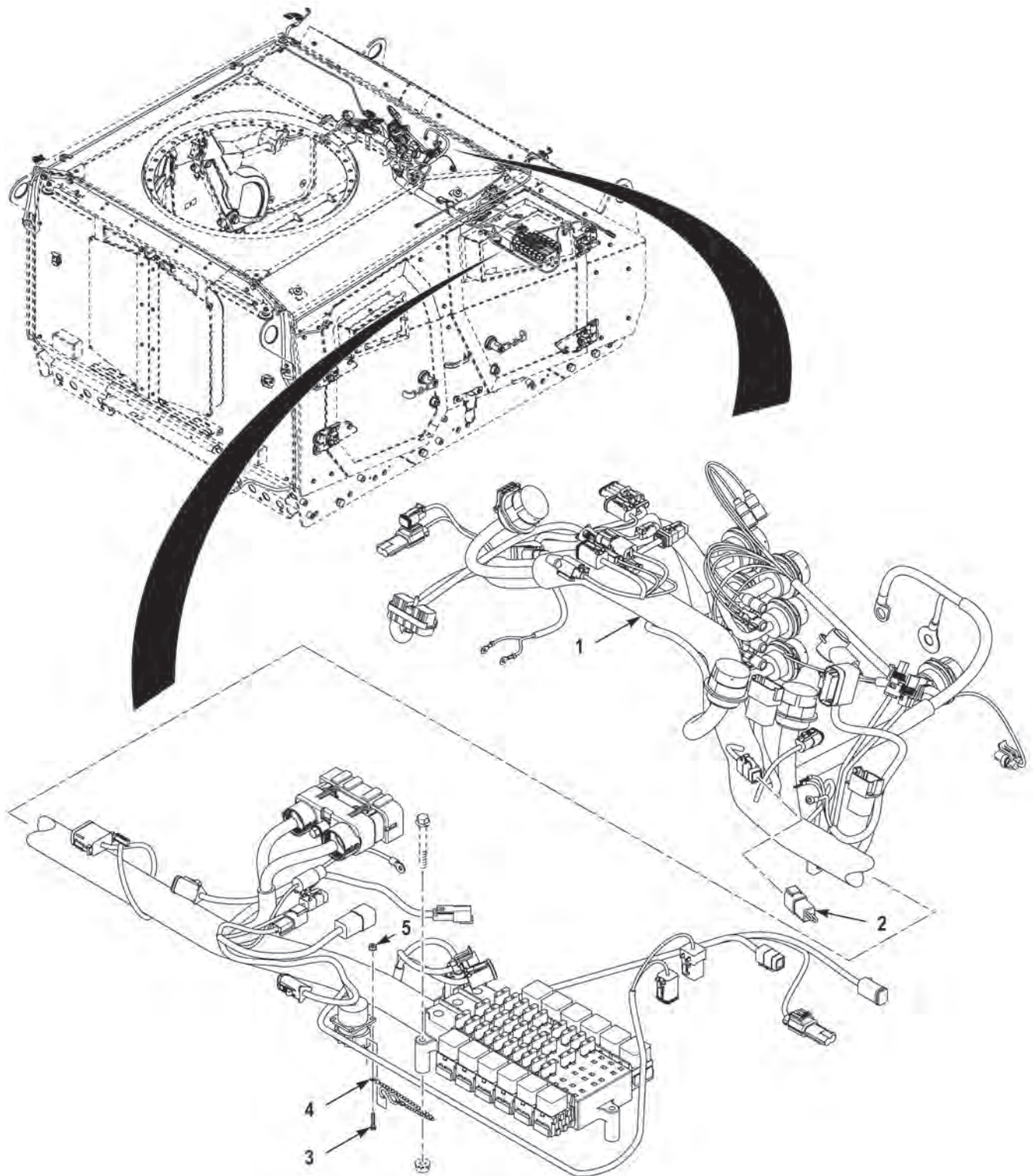
FIGURE 46 - CAPSULE WIRING (M1240A1)

(1) FIG.	(2) ITEM	(3) PART NO.	(4) DESCRIPTION	(5) QTY.	(6) U/M
			GROUP 0613 HULL OR CHASSIS WIRING HARNESS FIG. 46 CAPSULE WIRING (M1240A1)		
46	1	2767	GROMMET, NONMETAL, . . . . .	4	EA
46	2	3824996	BRACKET, ANGLE, . . . . .	2	EA
46	3	40169	NUT, PLAIN, HEXAGON, M14-2 C8 UF . . . . .	2	EA
46	4	3175843-003	CHANNEL, NONMETALLIC, MAKE FROM CHANNEL P/N SF 845 (82654), 3 IN LG. . . . .	2	EA
46	5	2290HX	CLAMP, LOOP, .44 ID . . . . .	4	EA
46	6	0142772	SCREW, CAP, HEX HEAD, .38-16 X 1.00 G8 PO. . . . .	4	EA
46	7	MS21333-125	CLAMP, LOOP, .62 ID . . . . .	4	EA
46	8	S075142	NUT, SELF-LOCKING, .38-16 G8 PO. . . . .	4	EA
46	9	COV-1715	CLAMP, LOOP, 1.00 ID . . . . .	2	EA
46	10	COVO7O9Z1	CLAMP, LOOP, .38 ID . . . . .	2	EA
46	11	C0V2513	CLAMP, LOOP, 1.50 ID . . . . .	2	EA
46	12	110961	SCREW, CAP, HEX HEAD, .25-20 X .75 G5 ZY . . . . .	2	EA
46	13	3865721	BRACKET, . . . . .	2	EA
46	14	0192408	NUT, SELF-LOCKING, .25-20 G5 ZY . . . . .	2	EA
46	15	3831372	WIRE ASSEMBLY, SINGLE LEG. . . . .	1	EA

END OF FIGURE



**FIELD AND SUSTAINMENT MAINTENANCE  
CAPSULE ELECTRIC (M1245)**



**FIGURE 47 - CAPSULE ELECTRIC (M1245) (SHEET 1 OF 2)**



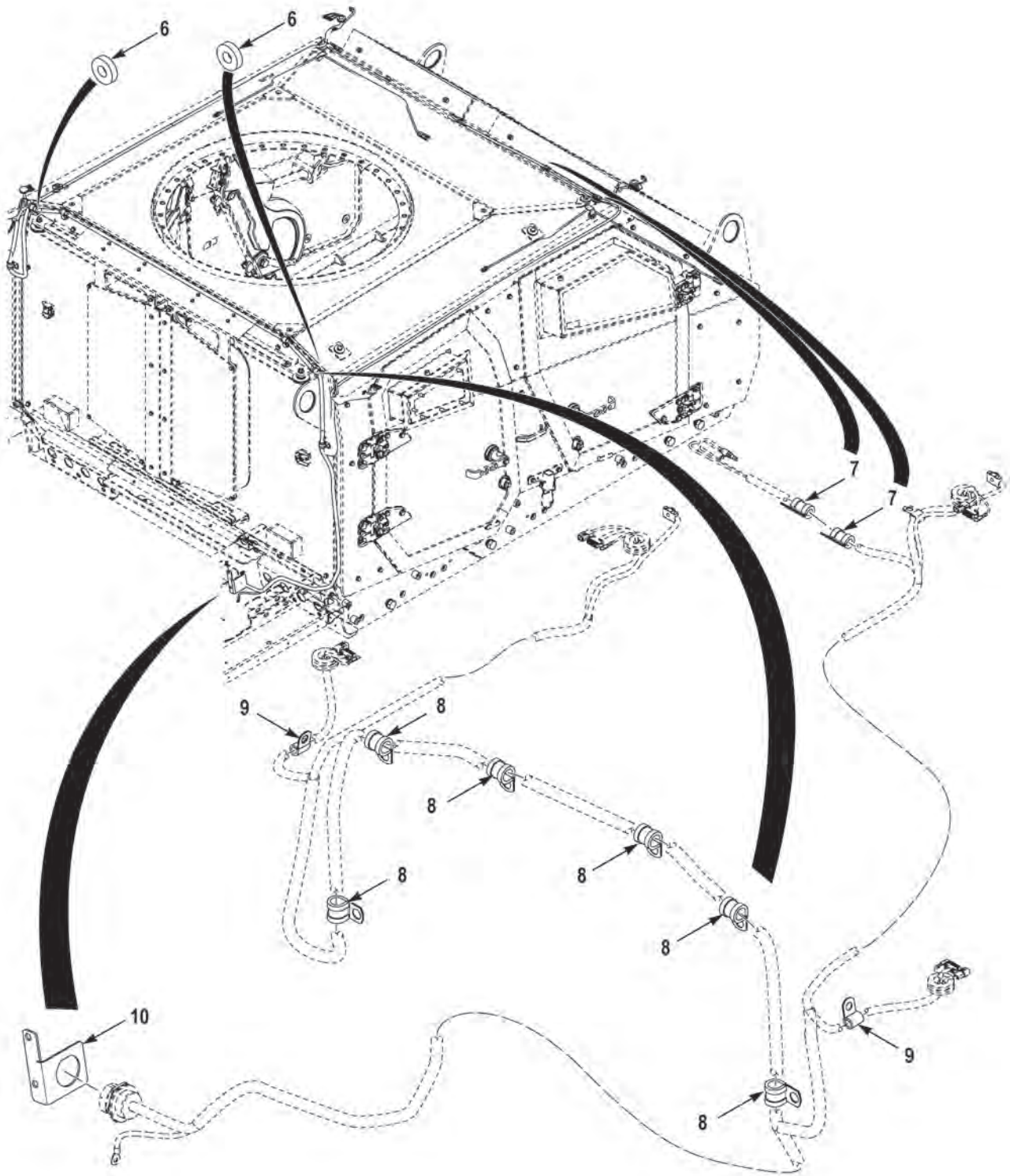


FIGURE 47 - CAPSULE ELECTRIC (M1245) (SHEET 2 OF 2)

(1) FIG.	(2) ITEM	(3) PART NO.	(4) DESCRIPTION	(5) QTY.	(6) U/M
			GROUP 0613 HULL OR CHASSIS WIRING HARNESS FIG. 47 CAPSULE ELECTRIC (M1245)		
47	1	3886015	WIRING HARNESS,CAB,MAIN . . . . .	1	EA
47	2	3913211	JUMPER,ELELECTRONIC. . . . .	1	EA
47	3	EE105327	SCREW,MACHINE,#4-40 X .62 NS ZC . . . . .	4	EA
47	4	3344603	CHAIN,SASH . . . . .	1	EA
47	5	1605420	NUT,PLAIN,ASSEMBLED,#4-40 G2 ZC . . . . .	4	EA
47	6	3906238	SPACER,SLEEVE . . . . .	2	EA
47	7	S479G6	CLAMP,LOOP,.38 ID . . . . .	2	EA
47	8	S479G11	CLAMP,LOOP,.68 ID . . . . .	6	EA
47	9	COV-0713	CLAMP,LOOP . . . . .	2	EA
47	10	3906237	BRACKET,VEHICULAR . . . . .	1	EA

**END OF FIGURE**





---

**FIELD AND SUSTAINMENT MAINTENANCE  
EMI BOND AND GROUND (M1240A1)**

---

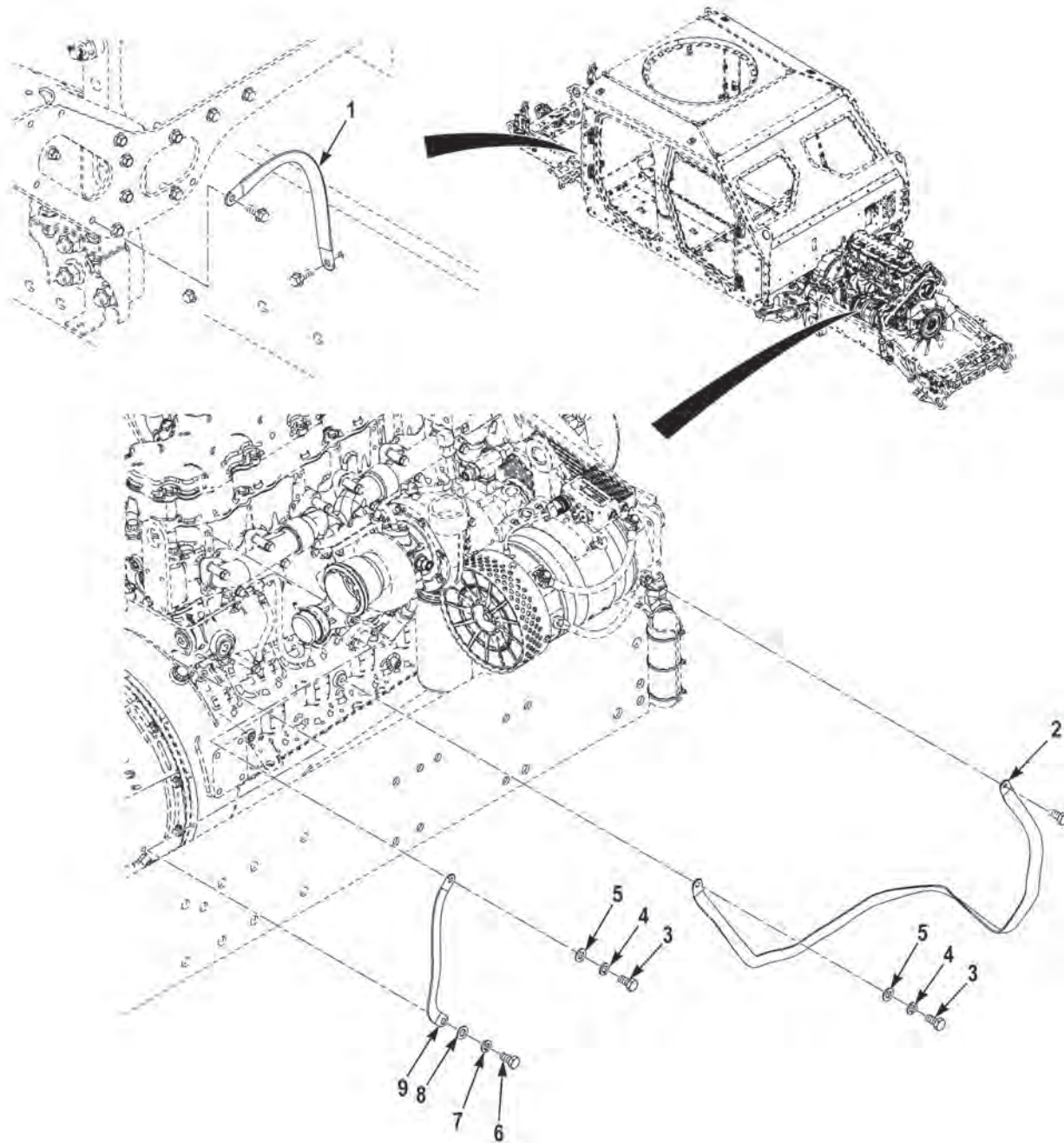


FIGURE 48 - EMI BOND AND GROUND (M1240A1) (SHEET 1 OF 5)

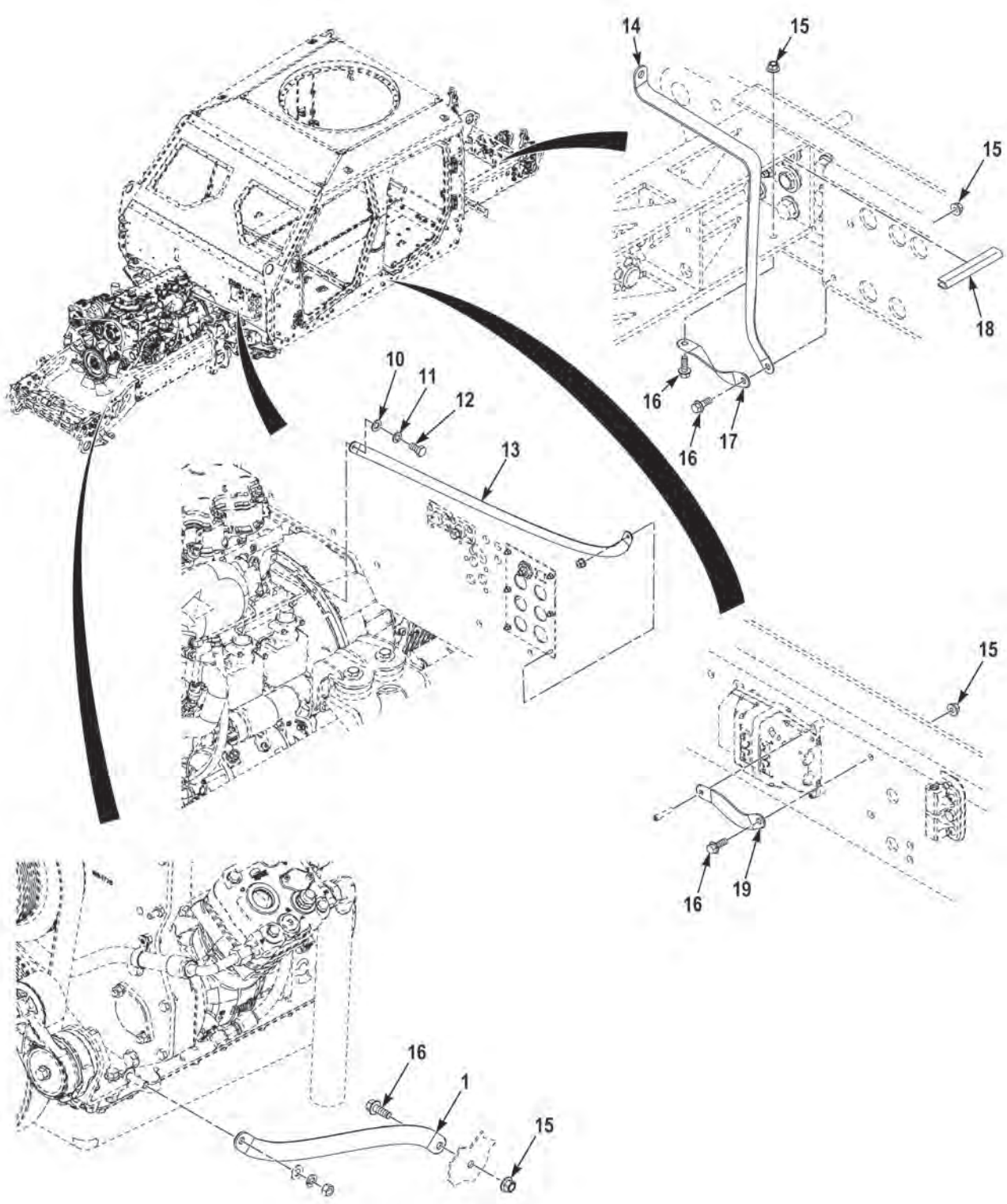


FIGURE 48 - EMI BOND AND GROUND (M1240A1) (SHEET 2 OF 5)

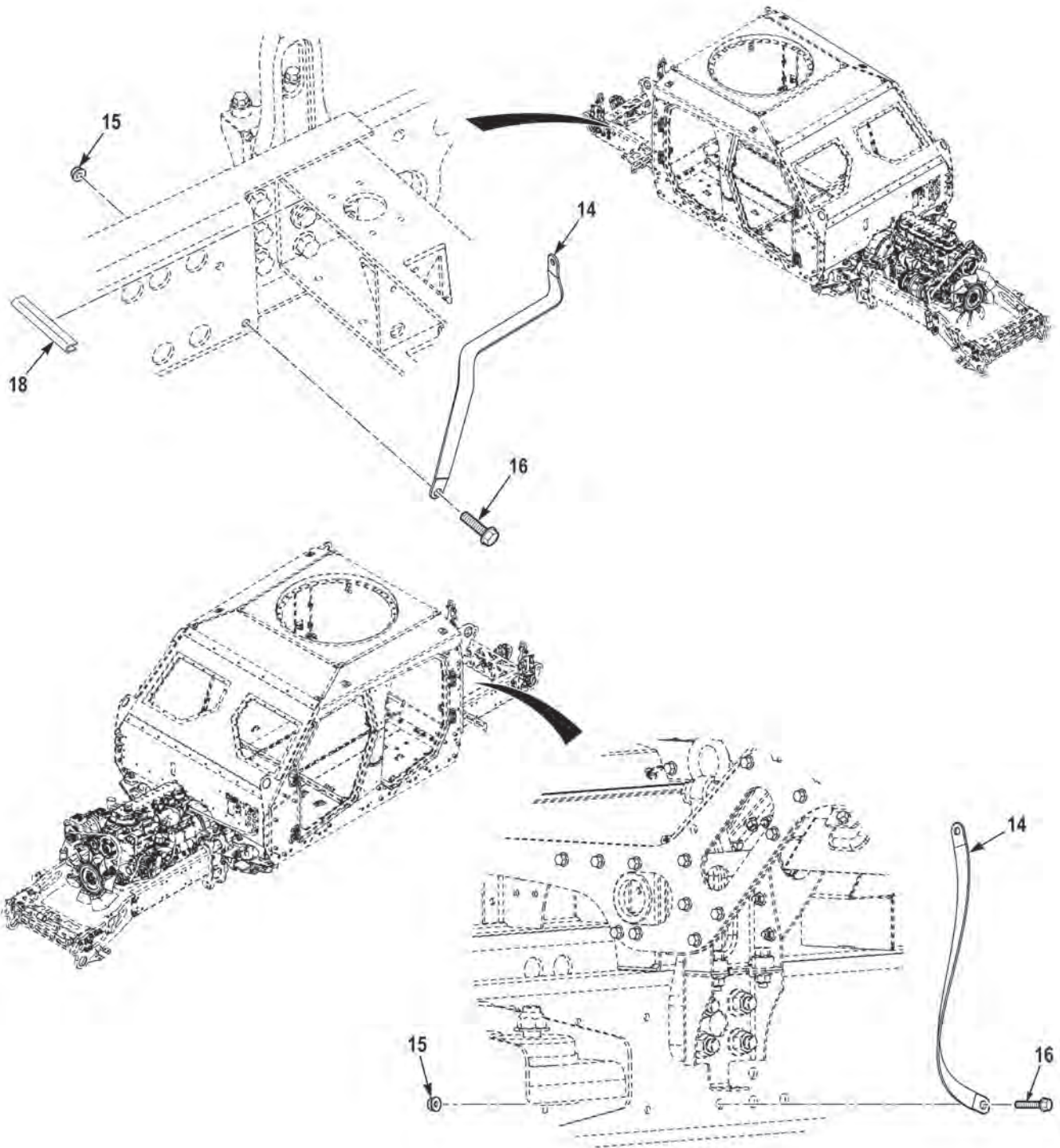


FIGURE 48 - EMI BOND AND GROUND (M1240A1) (SHEET 3 OF 5)



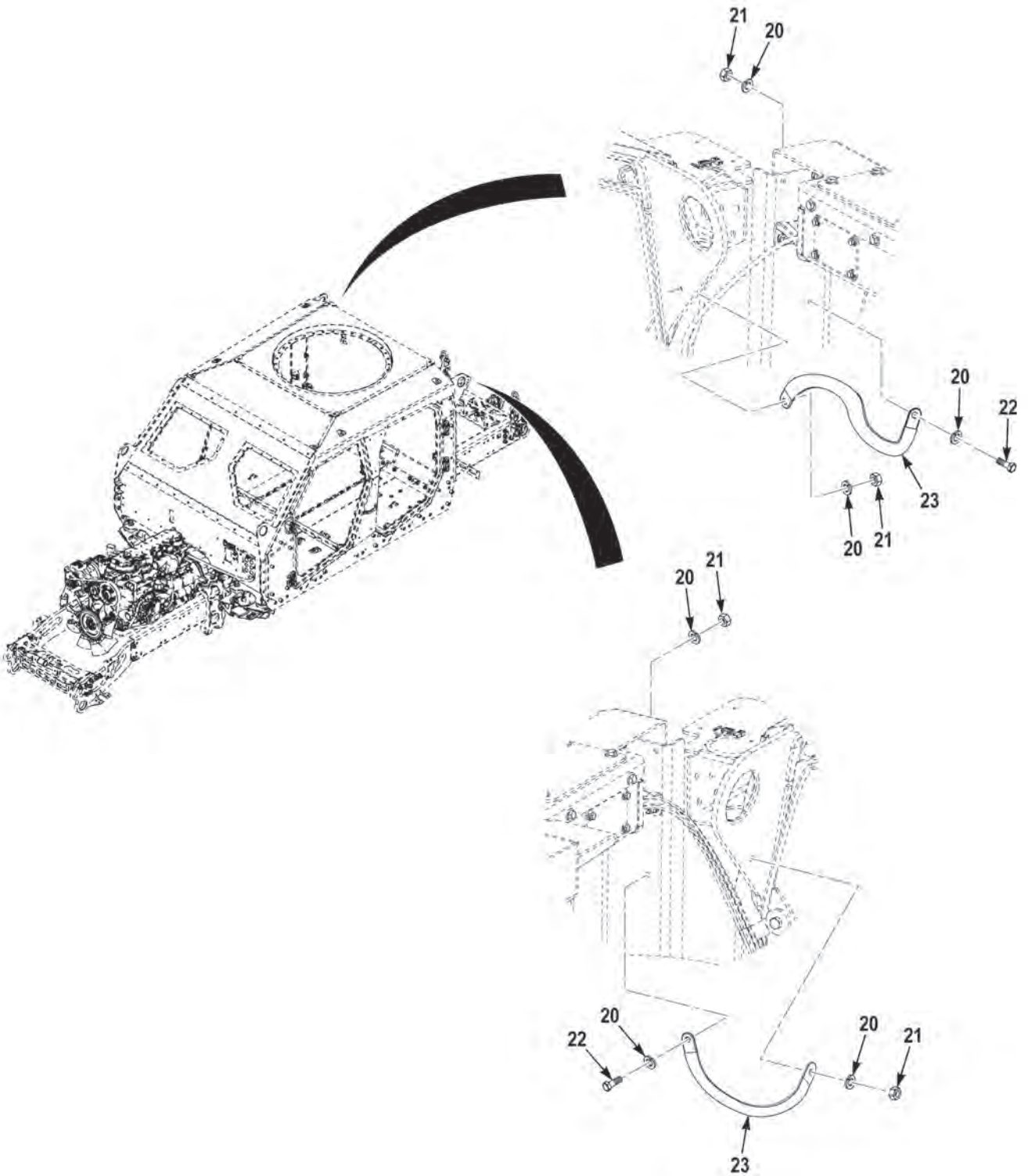


FIGURE 48 - EMI BOND AND GROUND (M1240A1) (SHEET 4 OF 5)

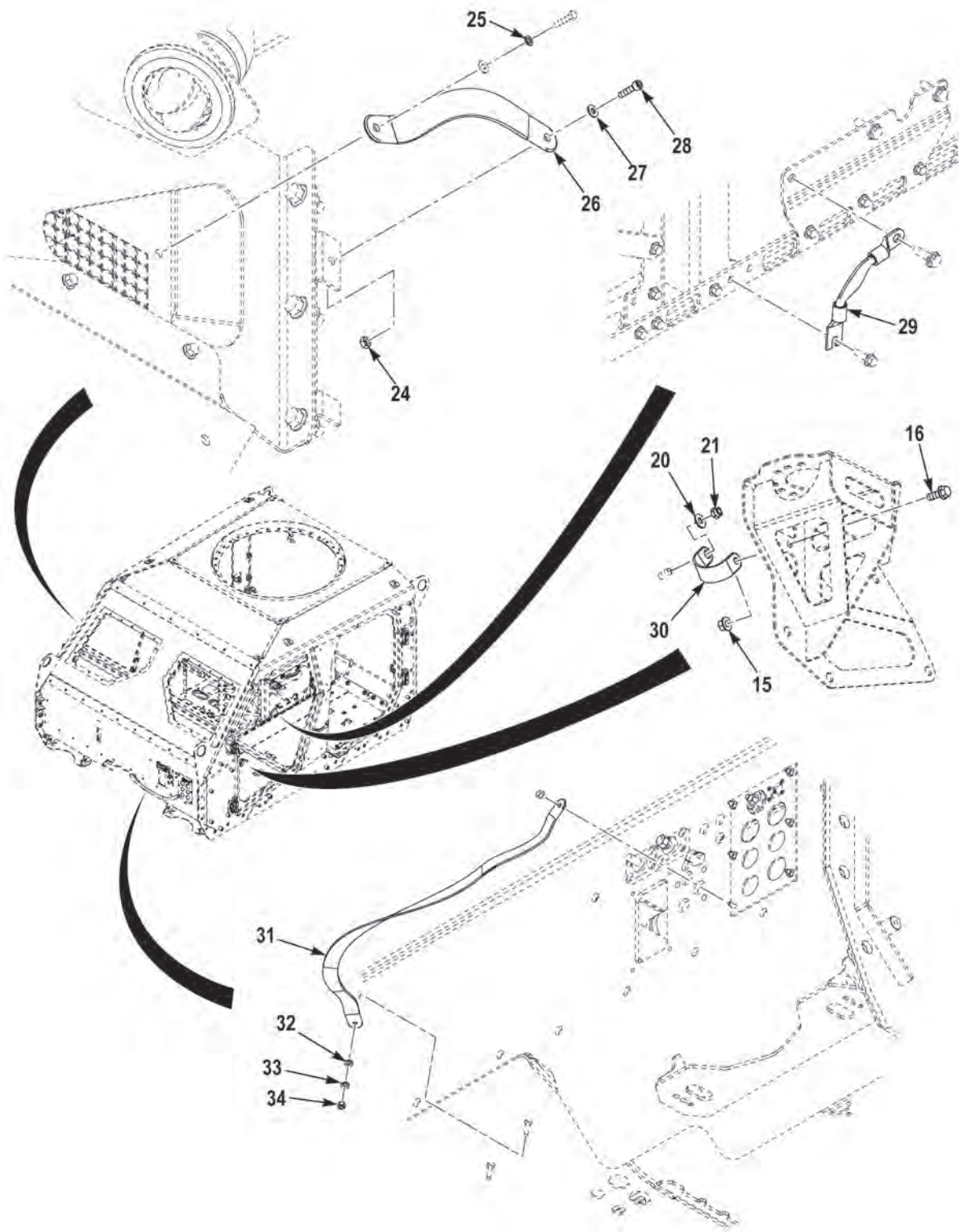


FIGURE 48 - EMI BOND AND GROUND (M1240A1) (SHEET 5 OF 5)

(1) FIG.	(2) ITEM	(3) PART NO.	(4) DESCRIPTION	(5) QTY.	(6) U/M
			GROUP 0613 HULL OR CHASSIS WIRING HARNESS FIG. 48 EMI BOND AND GROUND (M1240A1)		
48	1	3841123	STRAP,GROUND,.....	2	EA
48	2	3841218	STRAP,GROUND,.....	1	EA
48	3	3524931057	SCREW,CAP,HEX HEAD,M10-1.5 X 20 MM .....	2	EA
48	4	3524930003	WASHER,SPLIT,M10 X 18.1 X 2.2 DG. ....	2	EA
48	5	3524929003	WASHER,FLAT,M10X20X2 DG .....	2	EA
48	6	3524931089	SCREW,CAP,HEX HEAD,M12-1.75 X 20 MM .....	1	EA
48	7	3524930004	WASHER,SPLIT,M12X21.1X2.5 DG.....	1	EA
48	8	3524929004	WASHER,FLAT,M12X24X2.5 DG .....	1	EA
48	9	3841121	STRAP,GROUND,.....	1	EA
48	10	3524929002	WASHER,FLAT,M8X16X1.6 DG .....	1	EA
48	11	3524930002	WASHER,SPLIT,M8X14.8X2.0 DG.....	1	EA
48	12	3524931027	SCREW,CAP,HEX HEAD,M8-1.25 X 20 MM .....	1	EA
48	13	3841120	STRAP,GROUND,.....	1	EA
48	14	3870705	STRAP,GROUND,.....	3	EA
48	15	10823-00318	NUT,SELF-LOCKING,.38-16 G5 ZY .....	7	EA
48	16	0155849	BOLT,MACHINE,.38-16 X 1.00 G5 ZY .....	7	EA
48	17	3841122	STRAP,GROUND,.....	1	EA
48	18	1467170-003	QUICKEDGE MOLDING,MAKE FROM MOLDING PN 75000349 (82654), 3 IN LG. ....	2	EA
48	19	3841119	STRAP,GROUND,.....	1	EA
48	20	2239370	WASHER,FLAT,.38 X .88 X .08 SS.....	7	EA
48	21	2230600	NUT,SLK,HEXAGON,3/8-16 NS SS .....	5	EA
48	22	2230630	SCREW,CAP,HEX HEAD,3/8-16 X 1 SS .....	2	EA
48	23	3881418	STRAP,GROUND,1X12IN LG. ....	2	EA
48	24	12Z2007-71	NUT,SELF-LOCKING,#10-24 NS SS .....	1	EA
48	25	71059	WASHER,LOCK,#10 X .34 X .05 SS .....	1	EA
48	26	3840479	STRAP,GROUND,GROUNDING .....	1	EA
48	27	3268682	WASHER,FLAT,.19 X .44 X .05.....	1	EA
48	28	23146	SCREW,CAP,SCKT HEAD,#10-24 X .75 .....	1	EA
48	29	746775	STRIP,ELECTRICAL,GROUNDING .....	1	EA
48	30	3881417	STRAP,GROUNDING,GROUNDING .....	1	EA
48	31	3881419	PLATE,ELECTRICAL,GROUNDING .....	1	EA
48	32	96054	WASHER,FLAT,.25 X .62 X .06 ZY.....	1	EA
48	33	MS35338-44	WASHER,LOCK,.25 X .49 X .06 ZY.....	1	EA
48	34	95860	NUT,PLAIN,HEXAGON,.25-20 G5 ZY .....	1	EA

END OF FIGURE





---

**FIELD AND SUSTAINMENT MAINTENANCE  
EMI BOND AND GROUND, CAPSULE (M1245)**

---

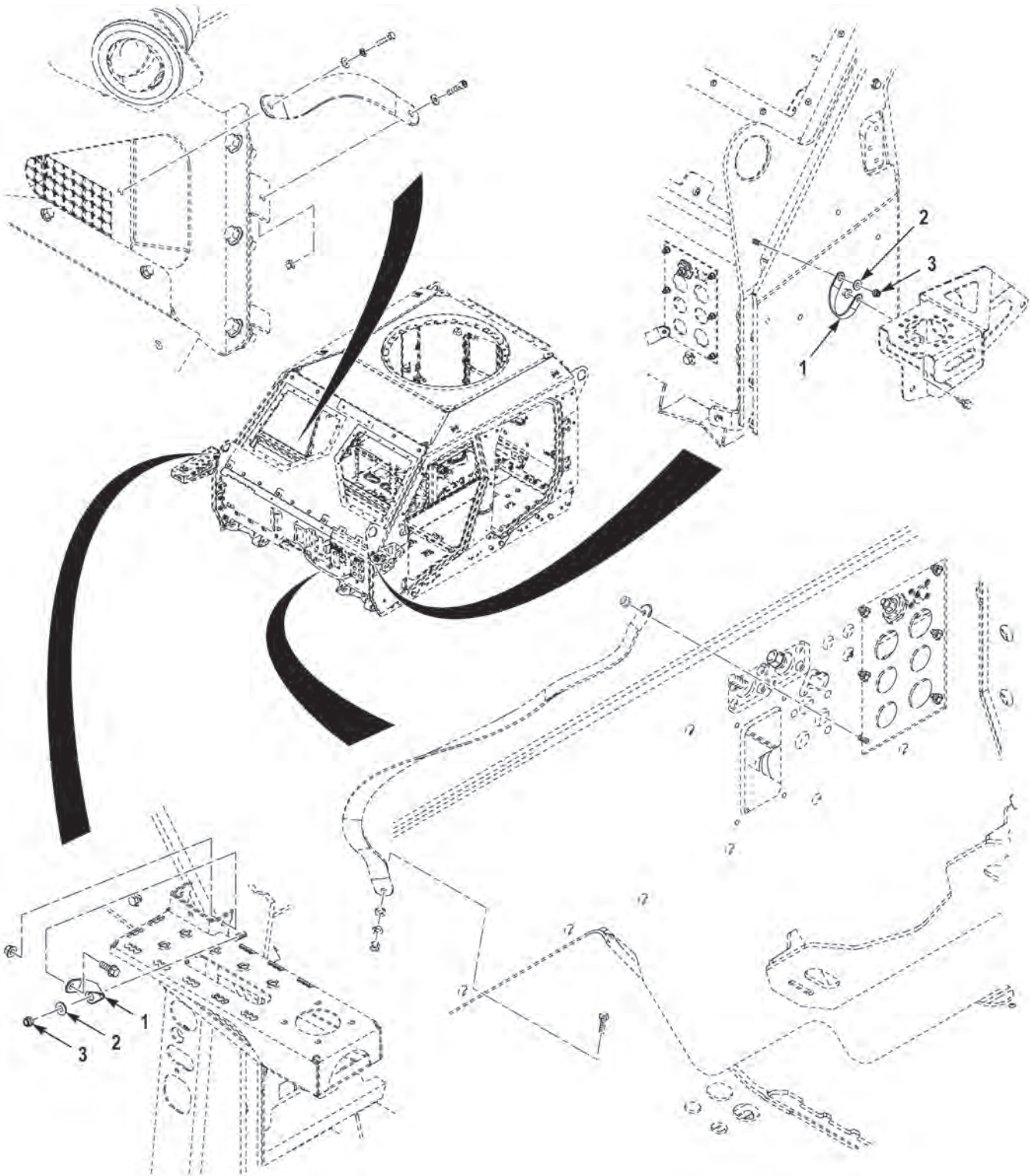


FIGURE 49 - EMI BOND AND GROUND, CAPSULE (M1245)

(1) FIG.	(2) ITEM	(3) PART NO.	(4) DESCRIPTION	(5) QTY.	(6) U/M
			GROUP 0613 HULL OR CHASSIS WIRING HARNESS FIG. 49 EMI BOND AND GROUND, CAPSULE (M1245)		
49	1	3881417	STRAP,GROUNDING . . . . .	2	EA
49	2	2239370	WASHER,FLAT,.38 X .88 X .08 SS. . . . .	2	EA
49	3	9171692-4	NUT,SELF-LOCKING,.38-16 NS SS. . . . .	2	EA

END OF FIGURE



---

**FIELD AND SUSTAINMENT MAINTENANCE  
EMI BOND AND GROUND, CHASSIS (M1245)**

---

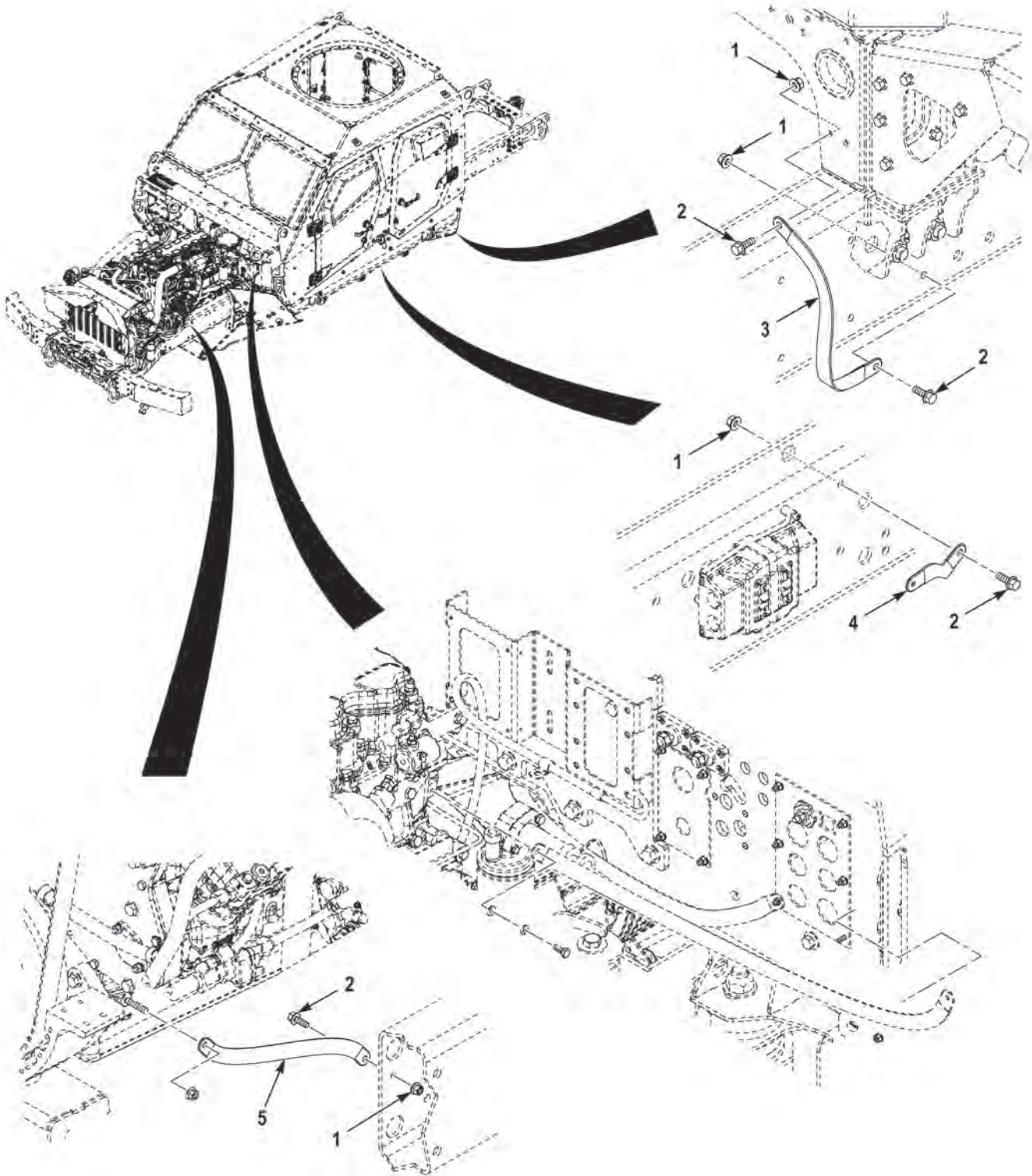


FIGURE 50 - EMI BOND AND GROUND, CHASSIS (M1245) (SHEET 1 OF 3)



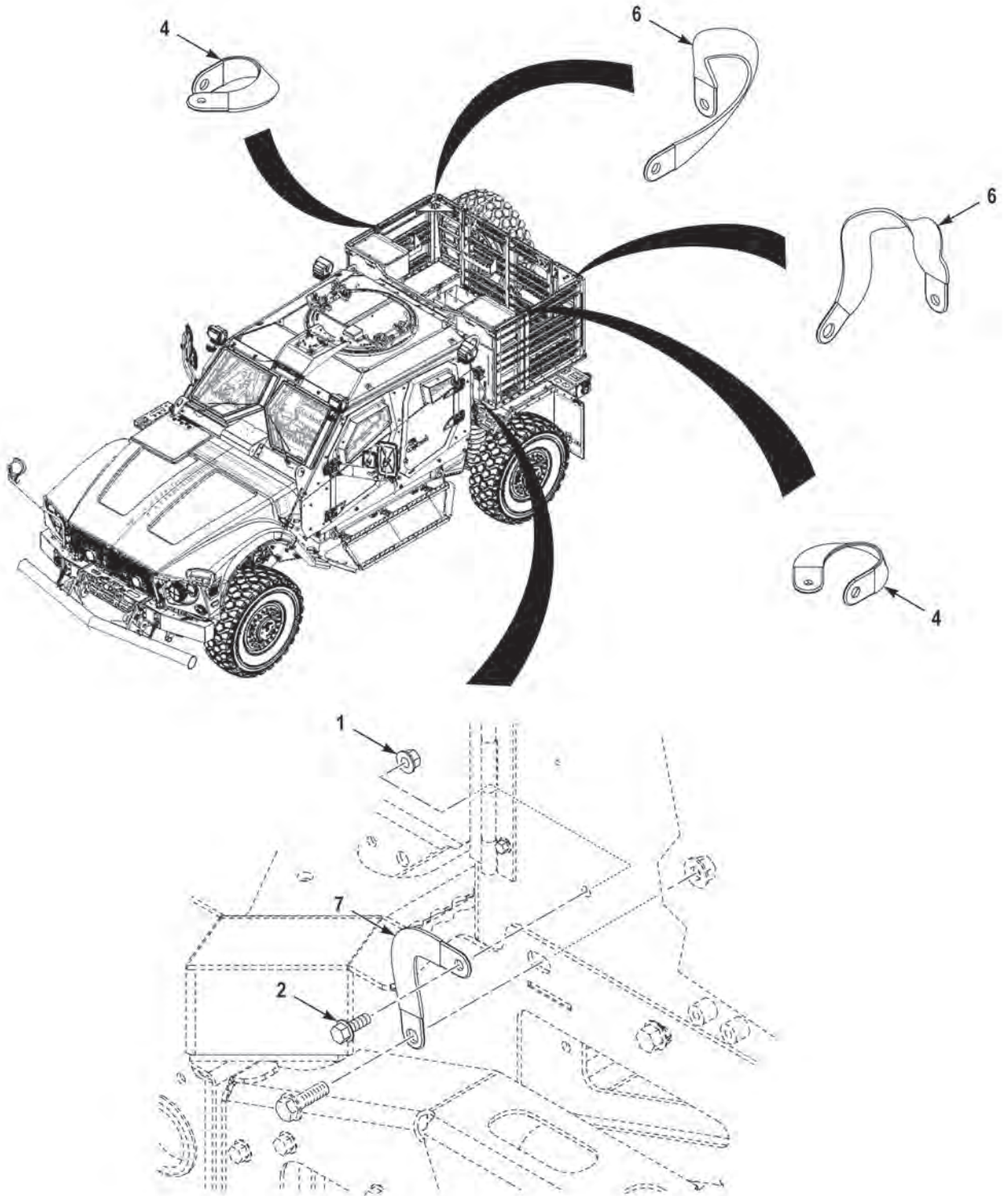


FIGURE 50 - EMI BOND AND GROUND, CHASSIS (M1245) (SHEET 2 OF 3)

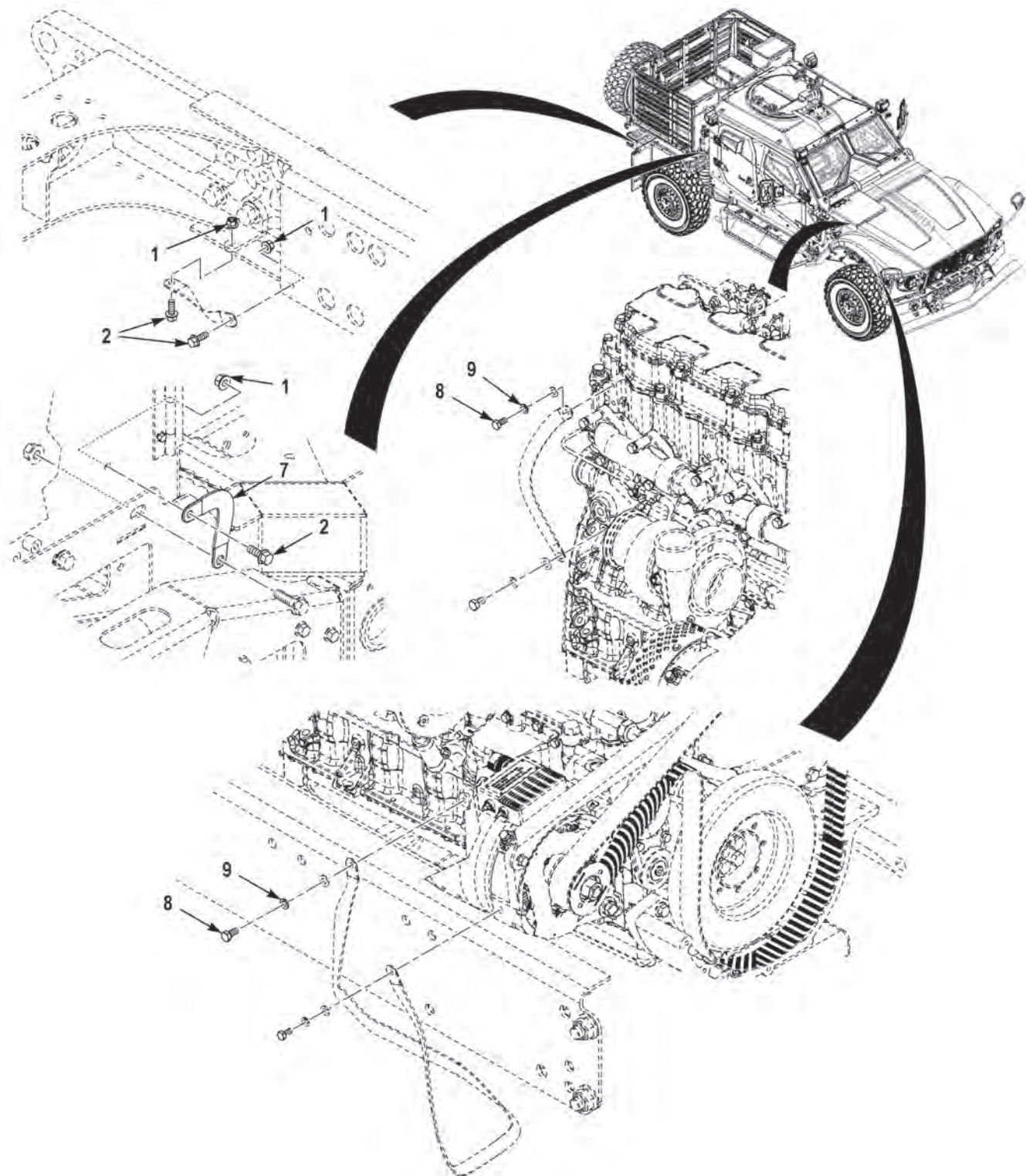


FIGURE 50 - EMI BOND AND GROUND, CHASSIS (M1245) (SHEET 3 OF 3)



(1) FIG.	(2) ITEM	(3) PART NO.	(4) DESCRIPTION	(5) QTY.	(6) U/M
			GROUP 0613 HULL OR CHASSIS WIRING HARNESS FIG. 50 EMI BOND AND GROUND, CHASSIS (M1245)		
50	1	1437220	NUT,SELF-LOCKING,.38-16 G5 ZY .....	8	EA
50	2	0155849	BOLT,MACHINE,.38-16X1.00 G5 ZY .....	8	EA
50	3	3870705	STRAP,GROUND .....	1	EA
50	4	3841119	STRAP,GROUND .....	3	EA
50	5	3841123	STRAP,GROUND .....	1	EA
50	6	3881418	STRAP,GROUND .....	2	EA
50	7	3881417	STRAP,GROUNDING .....	2	EA
50	8	3524931057	SCREW,CAP,HEX HEAD,M10-1.5 X 20 C10.9 DG ...	2	EA
50	9	3524930003	WASHER,SPLIT,M10 X 18.1 X 2.2 DG .....	2	EA

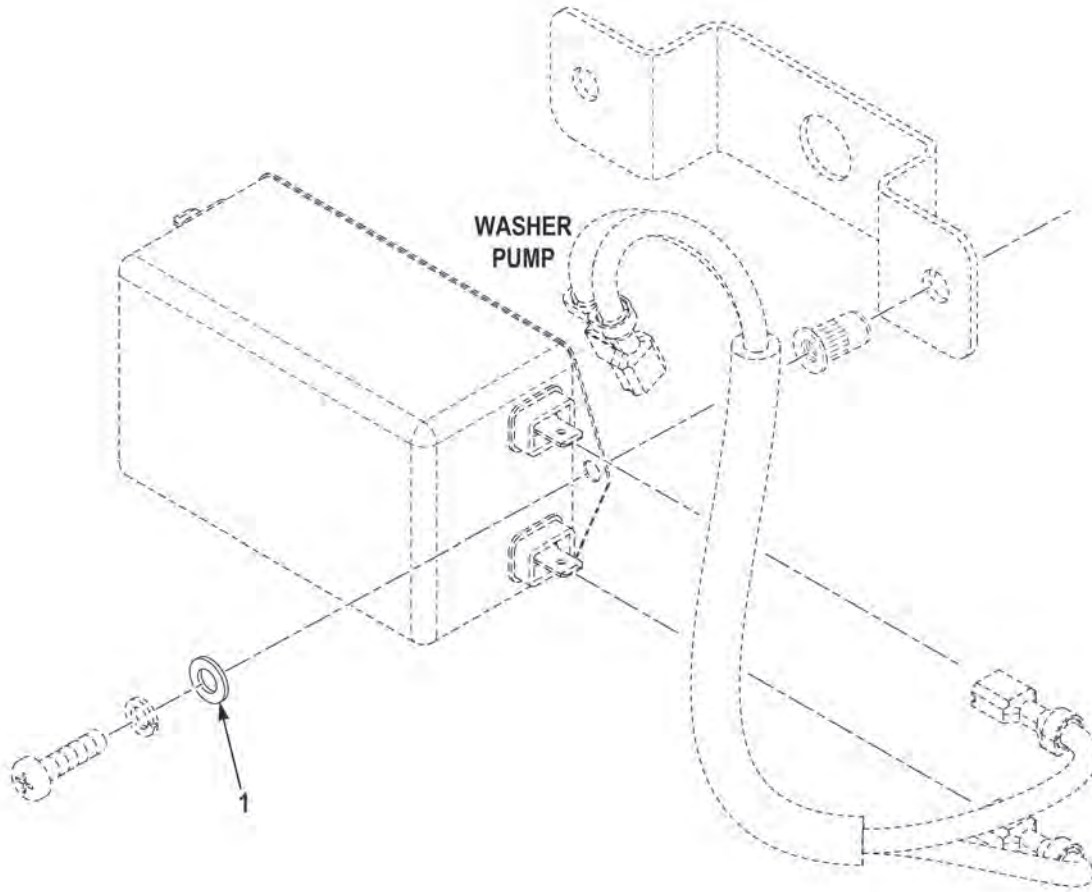
END OF FIGURE



---

**FIELD AND SUSTAINMENT MAINTENANCE  
EMI FILTER AND WASHER PUMP WIRE HARNESS (M1245)**

---



**FIGURE 51 - EMI FILTER AND WASHER PUMP WIRE HARNESS (M1245)**

(1) FIG.	(2) ITEM	(3) PART NO.	(4) DESCRIPTION	(5) QTY.	(6) U/M
			GROUP 0613 HULL OR CHASSIS WIRING HARNESS FIG. 51 EMI FILTER AND WASHER PUMP WIRE HARNESS (M1245)		
51	1	MS15795-808	WASHER,FLAT,#10 X .41 X .05 SS .....	2	EA

END OF FIGURE



---

**FIELD AND SUSTAINMENT MAINTENANCE  
J1939 CAB HARNESS (M1240)**

---

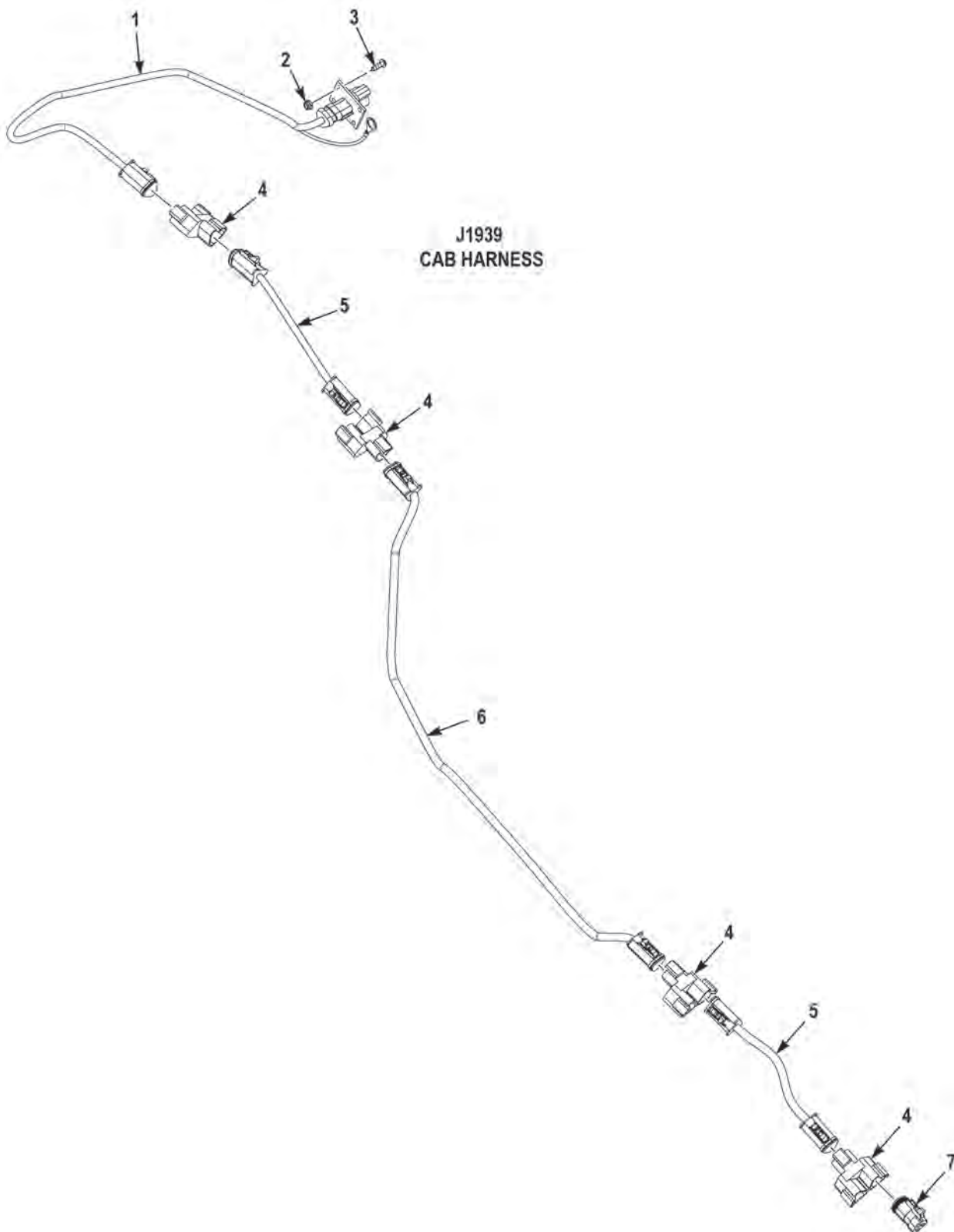


FIGURE 52 - J1939 CAB HARNESS (M1240)



(1) FIG.	(2) ITEM	(3) PART NO.	(4) DESCRIPTION	(5) QTY.	(6) U/M
			GROUP 0613 HULL OR CHASSIS WIRE HARNESS FIG. 52 J1939 CAB HARNESS (M1240)		
52	1	3830260	CABLE, 1939 25.0 SPL. . . . .	1	EA
52	2	117607A	NUT, SELF-LOCKING, HEXAGON, #8-32. . . . .	4	EA
52	3	1445HX	SCREW, MACHINE, #8-32 X 1/2 . . . . .	4	EA
52	4	3065099	CONNECTOR, 1939 . . . . .	4	EA
52	5	3250958	CABLE, 1939 8.0 . . . . .	2	EA
52	6	3834630	CABLE, 1939 28.0 . . . . .	1	EA
52	7	3065419	TERMINATOR, 1939 PLUG . . . . .	1	EA

END OF FIGURE



---

**FIELD AND SUSTAINMENT MAINTENANCE  
J1939 CHASSIS HARNESS (M1240)**

---

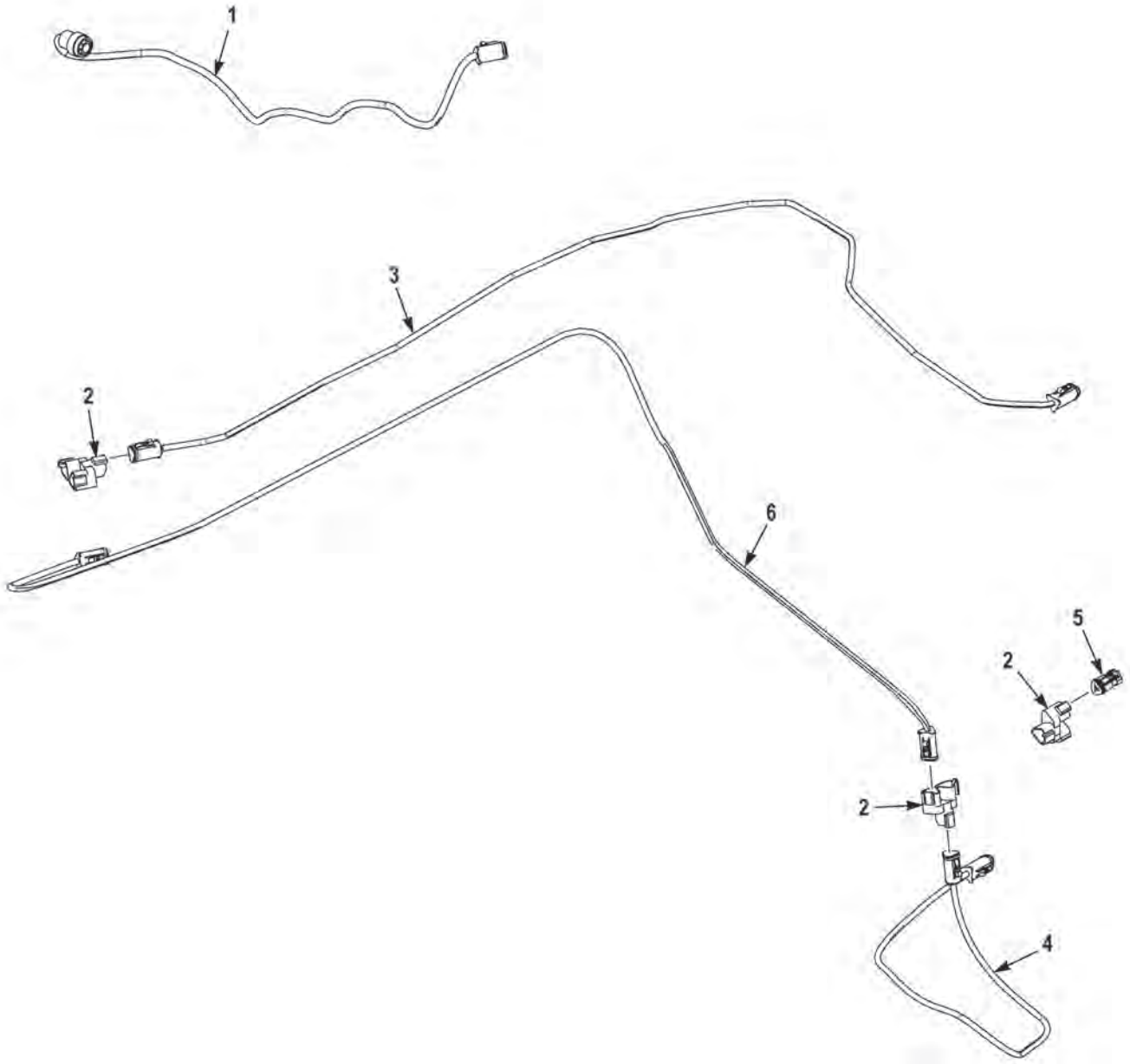


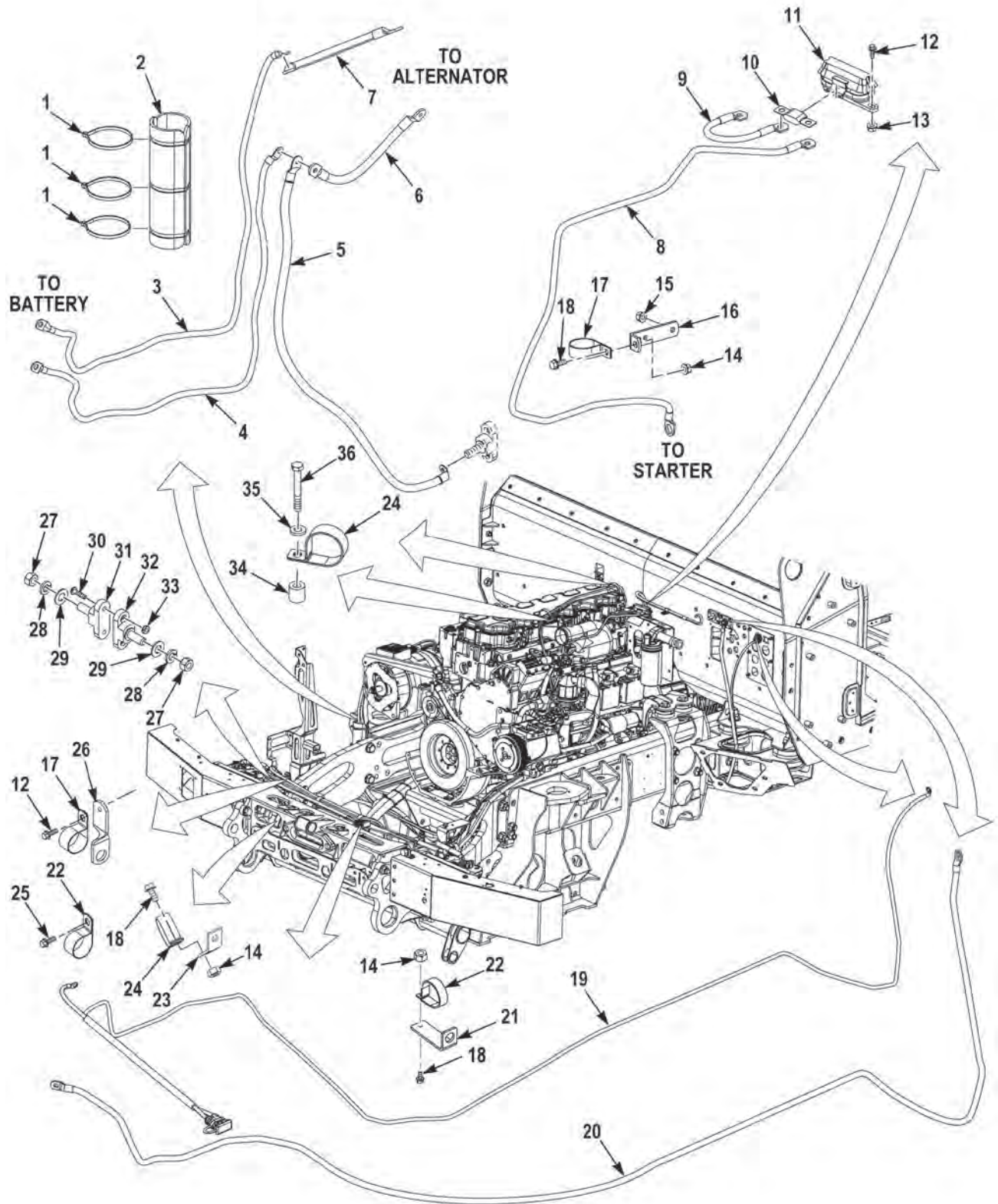
FIGURE 53 - J1939 CHASSIS HARNESS (M1240)

(1) FIG.	(2) ITEM	(3) PART NO.	(4) DESCRIPTION	(5) QTY.	(6) U/M
			GROUP 0613 HULL OR CHASSIS WIRING HARNESS FIG. 53 J1939 CHASSIS HARNESS (M1240)		
53	1	3829798	CABLE, 1939 SPL. ....	1	EA
53	2	3065099	CONNECTOR, 1939 Y ....	3	EA
53	3	3250957	CABLE, 1939 35.0 CTIS-TRANS ....	1	EA
53	4	3622419	CABLE, 1939 70.0 ....	2	EA
53	5	3065419	TERMINATOR, 1939 PLUG ....	1	EA
53	6	3200678	CABLE, 1939 82.0 ....	1	EA

END OF FIGURE



**FIELD AND SUSTAINMENT MAINTENANCE  
POWER DISTRIBUTION (M1240)**



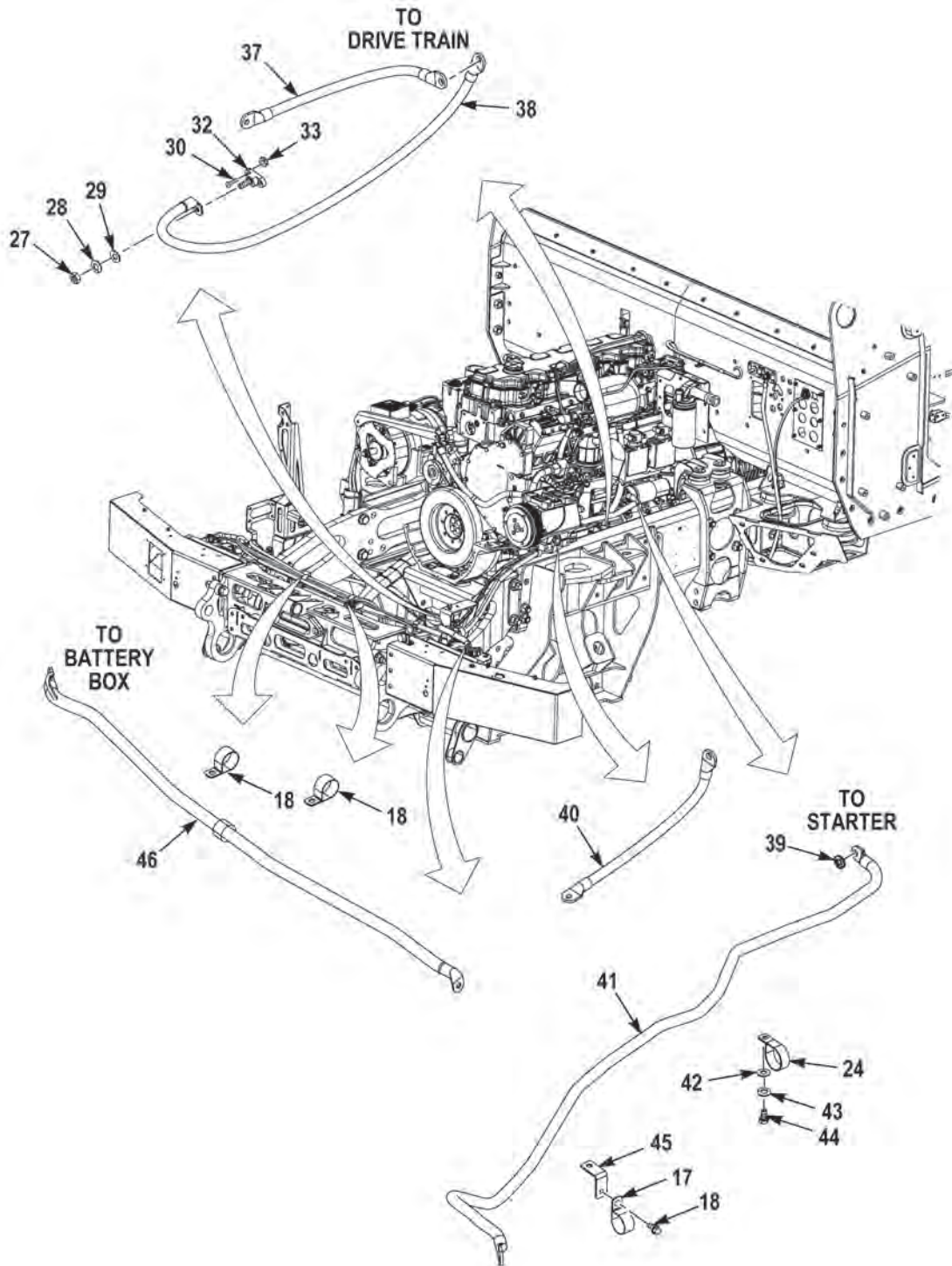


FIGURE 54 - POWER DISTRIBUTION (M1240) (SHEET 2 OF 2)

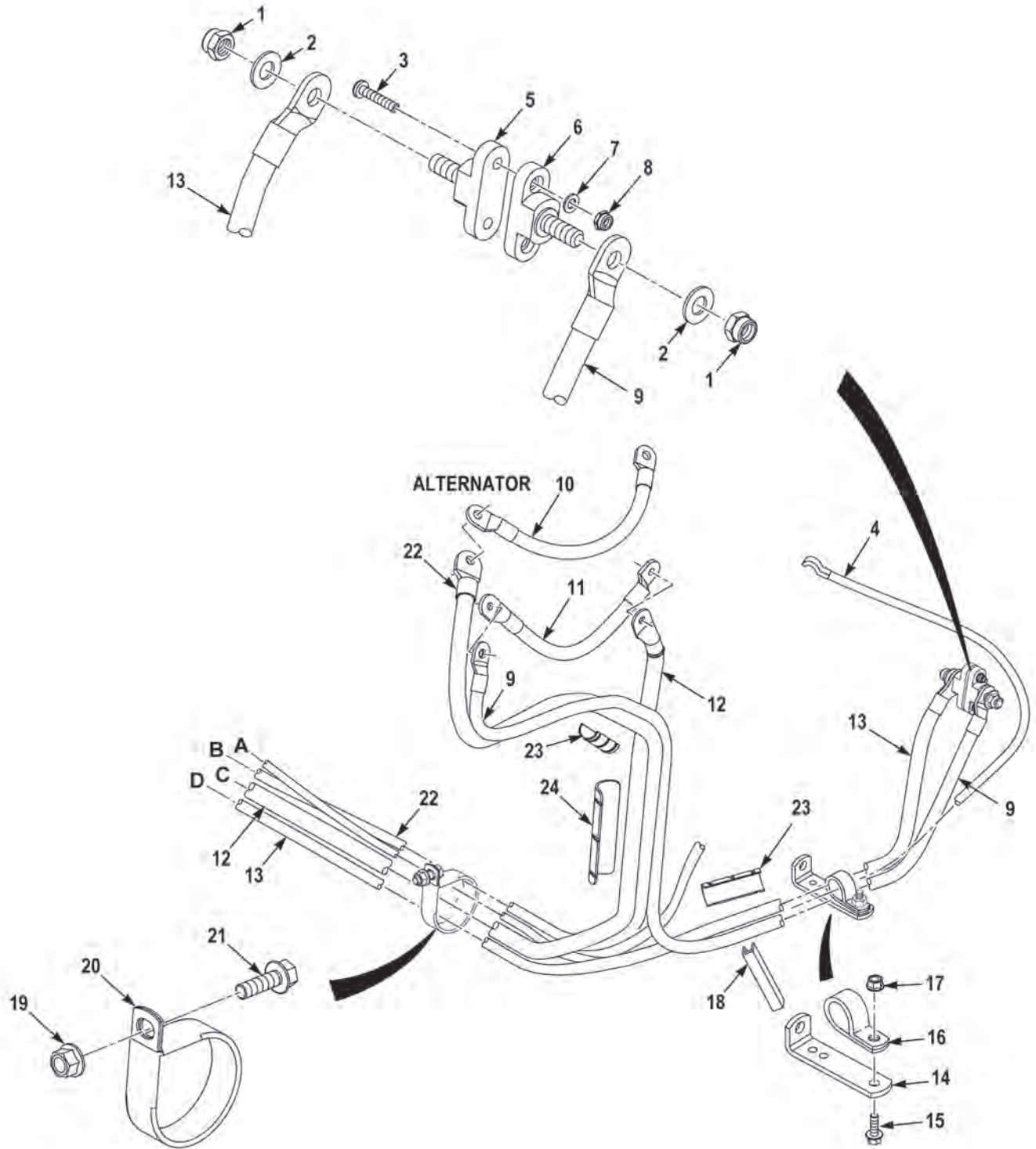


(1) FIG.	(2) ITEM	(3) PART NO.	(4) DESCRIPTION	(5) QTY.	(6) U/M
			GROUP 0613 HULL OR CHASSIS WIRING HARNESS FIG. 54 POWER DISTRIBUTION (M1240)		
54	1	5201HX	TIE, CABLE 11.41 X .184 . . . . .	3	EA
54	2	3117510	PROTECTOR, HOSE 8.00 BLACK. . . . .	2	EA
54	3	3828172	CABLE ASSEMBLY 2GA 53.0 1139B. . . . .	1	EA
54	4	3828169	CABLE ASSEMBLY 2GA 46.0 1138B. . . . .	1	EA
54	5	3828171	CABLE ASSEMBLY 0000GA 43.0 1435. . . . .	1	EA
54	6	3828170	CABLE ASSEMBLY 00GA 14.0 1435. . . . .	1	EA
54	7	3828173	CABLE ASSEMBLY 00GA 14.0 1274A. . . . .	1	EA
54	8	3828175	CABLE ASSEMBLY 4GA 46.0 1145. . . . .	1	EA
54	9	3828176	CABLE ASSEMBLY 4GA 10.0 1145. . . . .	1	EA
54	10	3228690	FUSE, MEGA 125A 32V GRN . . . . .	1	EA
54	11	3642563	FUSE HOLDER, AMG TYPE . . . . .	1	EA
54	12	1606140	SCREW, CAP, HEXAGON HEAD, 1/4-20 X 3/4 . . . . .	2	EA
54	13	1600460	NUT, SELF-LOCKING, CLINCH, .25-20 . . . . .	4	EA
54	14	1333510	NUT, SELF-LOCKING, EXTENDED WASHER, HEXAGON, .31-18 . . . . .	6	EA
54	15	3524928002	NUT, FLANGE, LOCKING M8-1.25 C10 DG . . . . .	1	EA
54	16	3693FX2	BRACKET, STANDOFF 4.00 X 1.19 X .19 90. . . . .	1	EA
54	17	1944530	CLIP . . . . .	5	EA
54	18	1955110	SCREW, CAP, HEXAGON HEAD, 5/16-18 X 3/4 . . . . .	4	EA
54	19	3840294	CABLE ASSEMBLY CHAS RHINO. . . . .	1	EA
54	20	3835884	CABLE ASSEMBLY OGA 150.0 1435 . . . . .	1	EA
54	21	3843103	BRACKET, 4.50 X 1.94 X .19 90. . . . .	1	EA
54	22	3256916	CLIP, CUSHION 2.25 ST VY. . . . .	2	EA
54	23	3829086	BRACKET, STANDOFF 45 . . . . .	1	EA
54	24	2681HX	CLAMP, LOOP . . . . .	6	EA
54	25	1846HX1	SCREW, CAP, HEXAGON, .31-18 X 1 . . . . .	1	EA
54	26	1589640	BRACKET, TWIST . . . . .	2	EA
54	27	434AX1	NUT, PLAIN, HEXAGON, .38-16. . . . .	4	EA
54	28	351AX	WASHER, LOCK, SPLIT, 3/8 . . . . .	4	EA
54	29	362AX	WASHER, FLAT, 3/8 . . . . .	4	EA
54	30	59031AX	SCREW, PAN, #10-24 X .75 . . . . .	4	EA
54	31	3310492	JUNCTION BLOCK, RED . . . . .	1	EA
54	32	3310493	JUNCTION BLOCK, BLACK. . . . .	2	EA
54	33	1571850	NUT, SELF-LOCKING, ASSEMBLED WASHER, #10-24 . . . . .	4	EA
54	34	3839205	SPACER .375 X .750 X .75 AL. . . . .	2	EA
54	35	3528329002	WASHER, FLAT M8 X 16 X 1.6 DG HDN. . . . .	2	EA
54	36	3524931037	SCREW, CAP, HEX M8-1.25 X 60 C10.9DG . . . . .	2	EA

(1) FIG.	(2) ITEM	(3) PART NO.	(4) DESCRIPTION	(5) QTY.	(6) U/M
54	37	3828179	CABLE ASSEMBLY 0000GA 20.0 1435 . . . . .	1	EA
54	38	3828178	CABLE ASSEMBLY 0000GA 49.0 1138 . . . . .	1	EA
54	39	3582923	WASHER, LOCK, SPLIT .50 X .87 X .12 SS . . . . .	2	EA
54	40	3839137	CABLE ASSEMBLY 0000GA 46.0 1138 . . . . .	1	EA
54	41	3849755	CABLE ASSEMBLY 0000GA 60.0 1139 . . . . .	1	EA
54	42	3524929003	WASHER, FLAT M10 X 20 X 2 DG . . . . .	2	EA
54	43	3524930003	WASHER, LOCK, SPLIT M10 X 18.1 X 2.2 DG. . . . .	2	EA
54	44	3524931056	SCREW, CAP, HEXAGON M10-1.5 X 18 C10.9 DG. . . . .	2	EA
54	45	3839210	BRACKET, 2.00 X 2.00 X .12 90. . . . .	1	EA
54	46	3835950	CABLE ASSEMBLY 0000GA 46.0 2046 . . . . .	1	EA

END OF FIGURE

**FIELD AND SUSTAINMENT MAINTENANCE  
POWER DISTRIBUTION (M1240A1)**



**FIGURE 55 - POWER DISTRIBUTION (M1240A1) (SHEET 1 OF 4)**

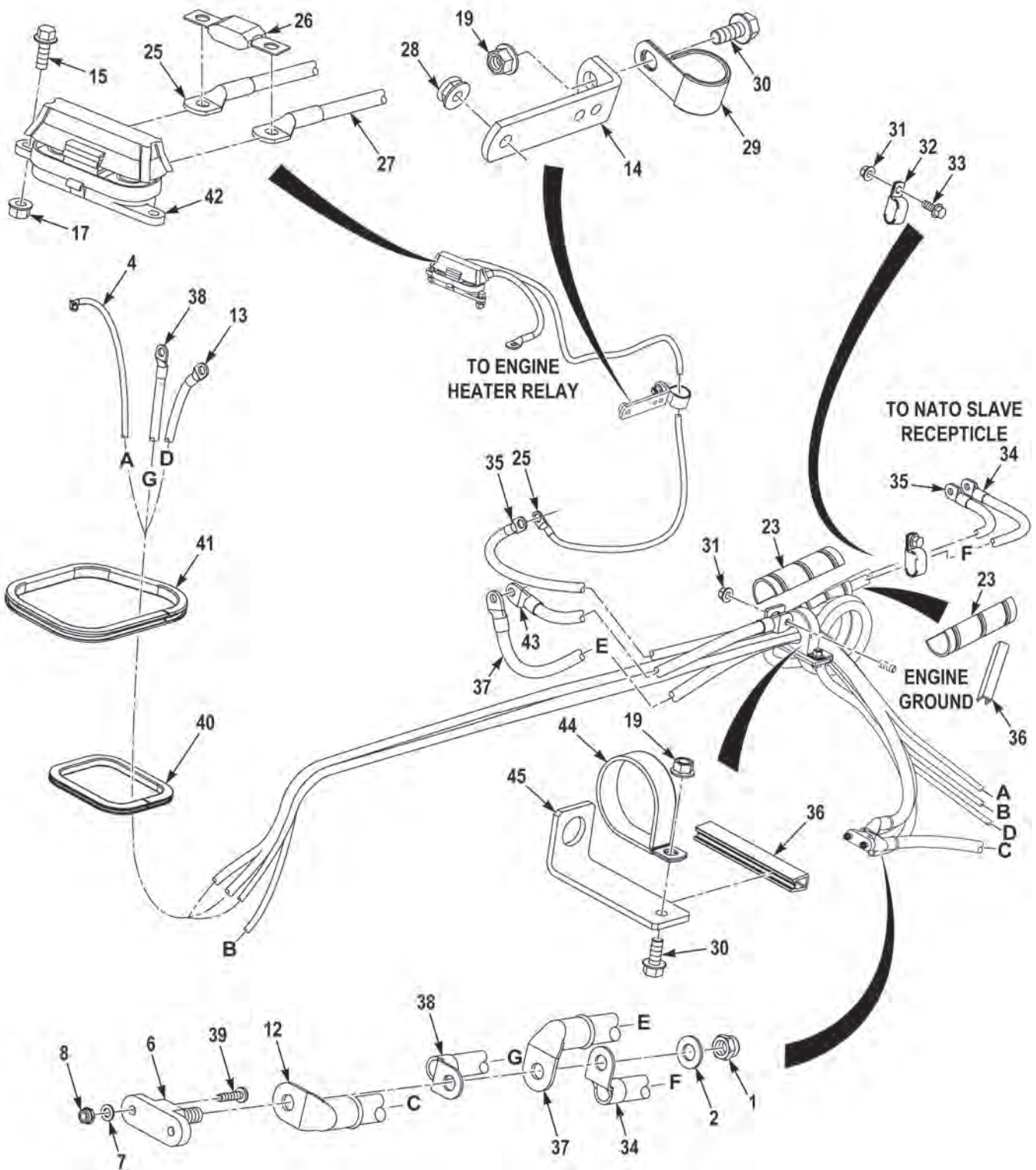


FIGURE 55 - POWER DISTRIBUTION (M1240A1) (SHEET 2 OF 4)

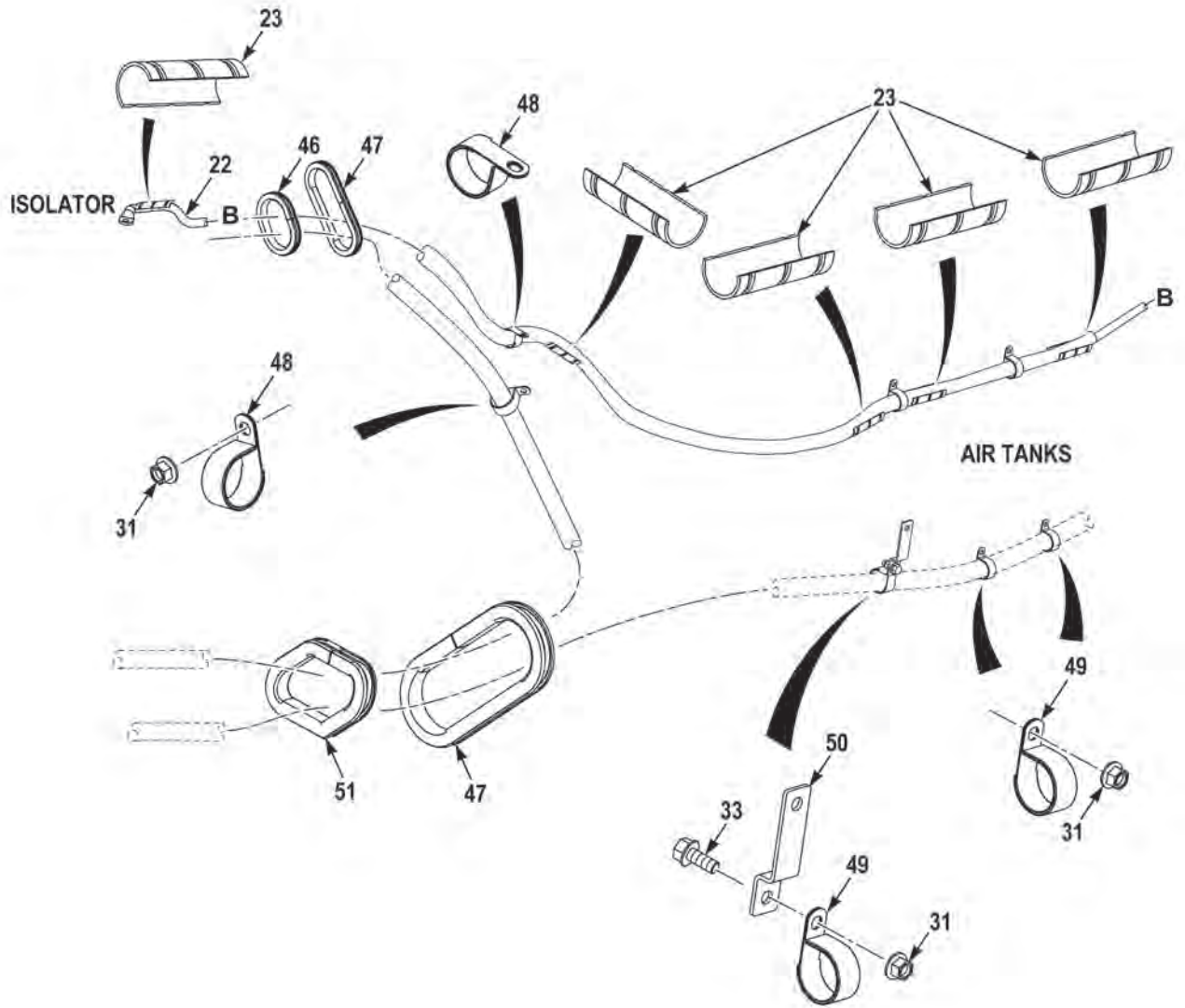


FIGURE 55 - POWER DISTRIBUTION (M1240A1) (SHEET 3 OF 4)



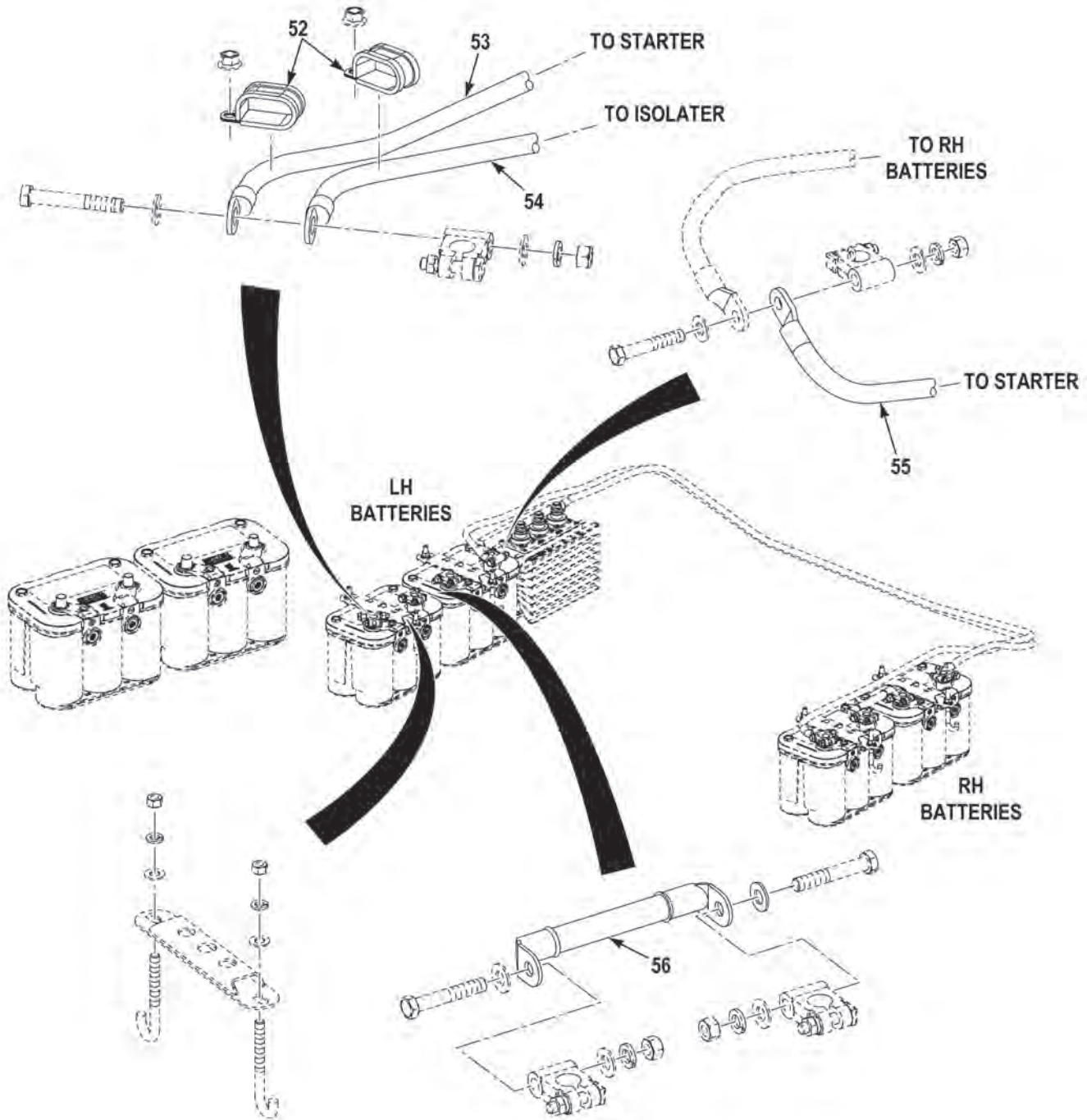


FIGURE 55 - POWER DISTRIBUTION (M1240A1) (SHEET 4 OF 4)

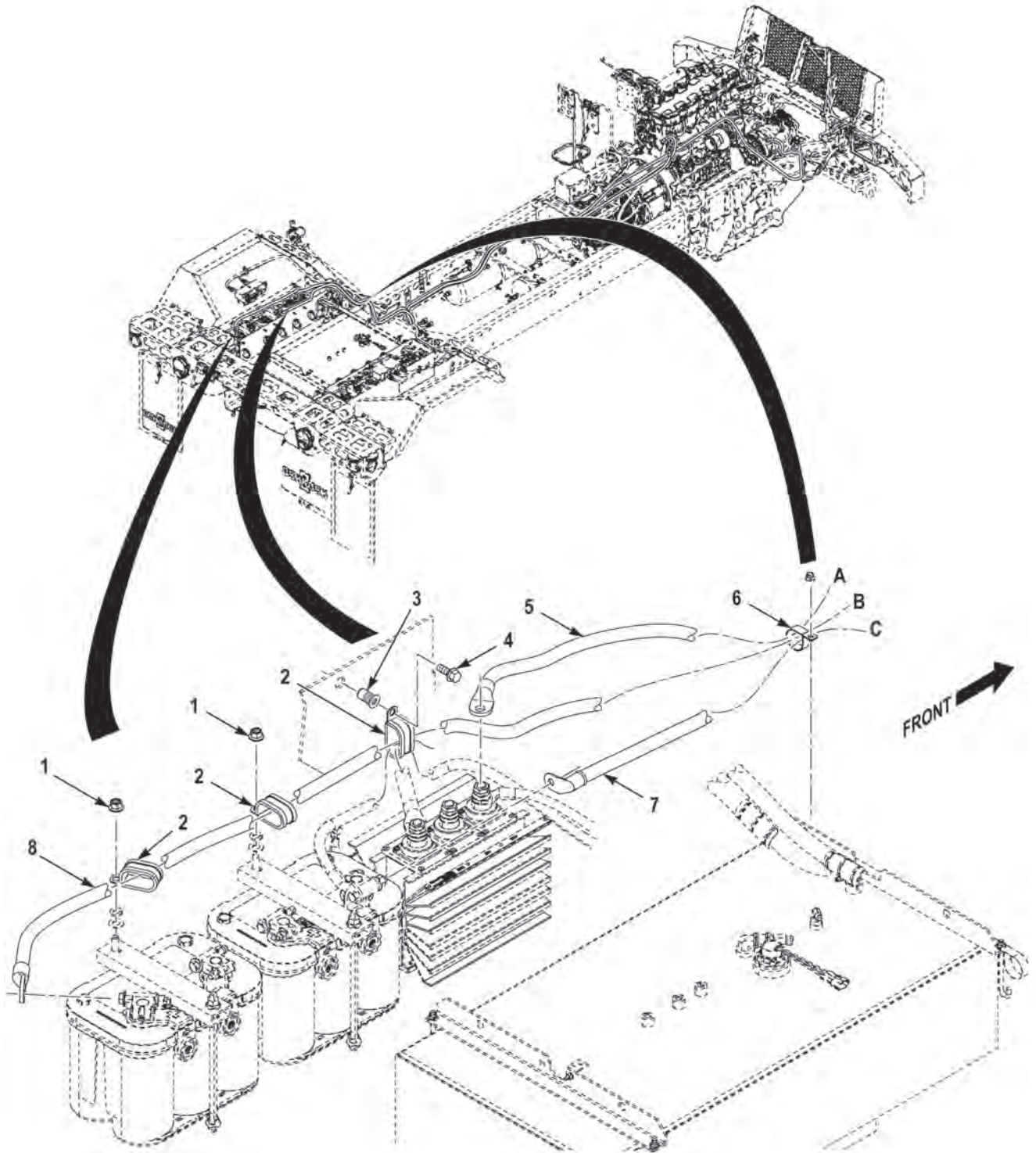
(1) FIG.	(2) ITEM	(3) PART NO.	(4) DESCRIPTION	(5) QTY.	(6) U/M
			GROUP 0613 HULL OR CHASSIS WIRING HARNESS FIG. 55 POWER DISTRIBUTION (M1240A1)		
55	1	70862	NUT,SELF-LOCKING,3/8-16.....	3	EA
55	2	1433630	WASHER,FLAT,.38X.81X.07 SS.....	3	EA
55	3	72444	SCREW,MACHINE,10-24 X 1.....	2	EA
55	4	3983726	CABLE ASSEMBLY,RHINO POWER.....	1	EA
55	5	JB3816-3	TERMINAL JUNCTION,3/8-16 RED.....	1	EA
55	6	3310493	POST,BINDING,3/8-16 BLACK.....	2	EA
55	7	MS15795-808	WASHER,FLAT,#10 X .41 X .05 SS.....	4	EA
55	8	12Z2007-71	NUT,SELF-LOCKING,#10-24 NS SS.....	4	EA
55	9	3857893	CABLE ASSEMBLY,.....	1	EA
55	10	3828173	CABLE ASSEMBLY,.....	1	EA
55	11	3828170	CABLE ASSEMBLY,.....	1	EA
55	12	3828171	CABLE ASSEMBLY,.....	1	EA
55	13	3857891	CABLE ASSEMBLY,.....	1	EA
55	14	3693FX2	BRACKET,ANGLE,.....	2	EA
55	15	110961	SCREW,CAP,HEX HEAD,.25-20 X .75 G5 ZY.....	3	EA
55	16	COV2113	CLAMP,LOOP,1.25 ID.....	1	EA
55	17	0192408	NUT,SELF-LOCKING,.25-20 G5 ZY.....	3	EA
55	18	1467170-009	QUICKEDGE MOLDING,MAKE FROM MOLDING PN 75000349 (82654), 9 IN LG.....	1	EA
55	19	1333510	NUT,SELF-LOCKING,.31-18 G5 ZY.....	3	EA
55	20	FNFU	CLAMP,LOOP,2.25 ID.....	1	EA
55	21	0155840	SCREW,CAP,HEX HEAD,.31-18 X 1.00 G5 ZY.....	1	EA
55	22	3863464	CABLE ASSEMBLY,.....	1	EA
55	23	HP4-B	GUARD,HOSE-TUBING,4 IN BLACK.....	9	EA
55	24	3117510	GUARD,HOSE-TUBING,8 IN. BLACK.....	1	EA
55	25	3828175	CABLE ASSEMBLY,.....	1	EA
55	26	298125	FUSE,MEGA,125A 32V GREEN.....	1	EA
55	27	3828176	CABLE ASSEMBLY,.....	1	EA
55	28	3524928002	NUT,PLAIN,M8-1.25.....	1	EA
55	29	COV-1713	CLAMP,LOOP,1.00 ID.....	1	EA
55	30	155842	SCREW,CAP,HEX HEAD,.31-18X.75 G5 ZY.....	2	EA
55	31	10823-00318	NUT,SELF-LOCKING,.38-16 G5 ZY.....	8	EA
55	32	CDV-0813	CLAMP,LOOP,.....	1	EA
55	33	0155849	BOLT,MACHINE,.38-16 X 1.00 G5 ZY.....	2	EA
55	34	3864528	CABLE ASSEMBLY,.....	1	EA
55	35	3864527	CABLE ASSEMBLY,.....	1	EA
55	36	1467160-004	QUICKEDGE MOLDING,MAKE FROM MOLDING PN 75000343 (82654), 4 IN LG.....	2	EA

(1) FIG.	(2) ITEM	(3) PART NO.	(4) DESCRIPTION	(5) QTY.	(6) U/M
55	37	3839137	CABLE ASSEMBLY, .....	1	EA
55	38	3857892	CABLE ASSEMBLY, .....	1	EA
55	39	1416350	SCREW,MACHINE,10-24 X 3/4 .....	2	EA
55	40	1467160-018	QUICKEDGE MOLDING,MAKE FROM MOLDING PN 75000343 (82654), 18 IN LG. ....	1	EA
55	41	1467170-028	QUICKEDGE MOLDING,MAKE FROM MOLDING PN 75000349 (82654), 28 IN LG. ....	1	EA
55	42	FMG-211	FUSE HOLDER,BLOCK,.....	1	EA
55	43	3828179	CABLE ASSEMBLY, .....	1	EA
55	44	0708834	CLAMP,C, .....	1	EA
55	45	3843103	BRACKET,STANDOFF,.....	1	EA
55	46	1467170-013	QUICKEDGE MOLDING,MAKE FROM MOLDING PN 75000349 (82654), 13 IN LG. ....	1	EA
55	47	1467170-018	QUICKEDGE MOLDING,MAKE FROM MOLDING PN 75000349 (82654), 18 IN LG. ....	2	EA
55	48	2681HX	CLAMP,LOOP,1.75 ID .....	2	EA
55	49	C0V2513	CLAMP,LOOP,1.50 ID .....	3	EA
55	50	3858134	BRACKET,STANDOFF,.....	1	EA
55	51	1467170-011	QUICKEDGE MOLDING,MAKE FROM MOLDING PN 75000349 (82654), 11 IN LG. ....	1	EA
55	52	S344G15	CLAMP,LOOP,.94 ID .....	2	EA
55	53	3863465	CABLE ASSEMBLY, .....	1	EA
55	54	3866026	CABLE ASSEMBLY, .....	1	EA
55	55	3863466	CABLE ASSEMBLY, .....	1	EA
55	56	3857895	CABLE ASSEMBLY, .....	1	EA

END OF FIGURE



**FIELD AND SUSTAINMENT MAINTENANCE  
POWER DISTRIBUTION (M1245)**



**FIGURE 56 - POWER DISTRIBUTION (M1245) (SHEET 1 OF 4)**

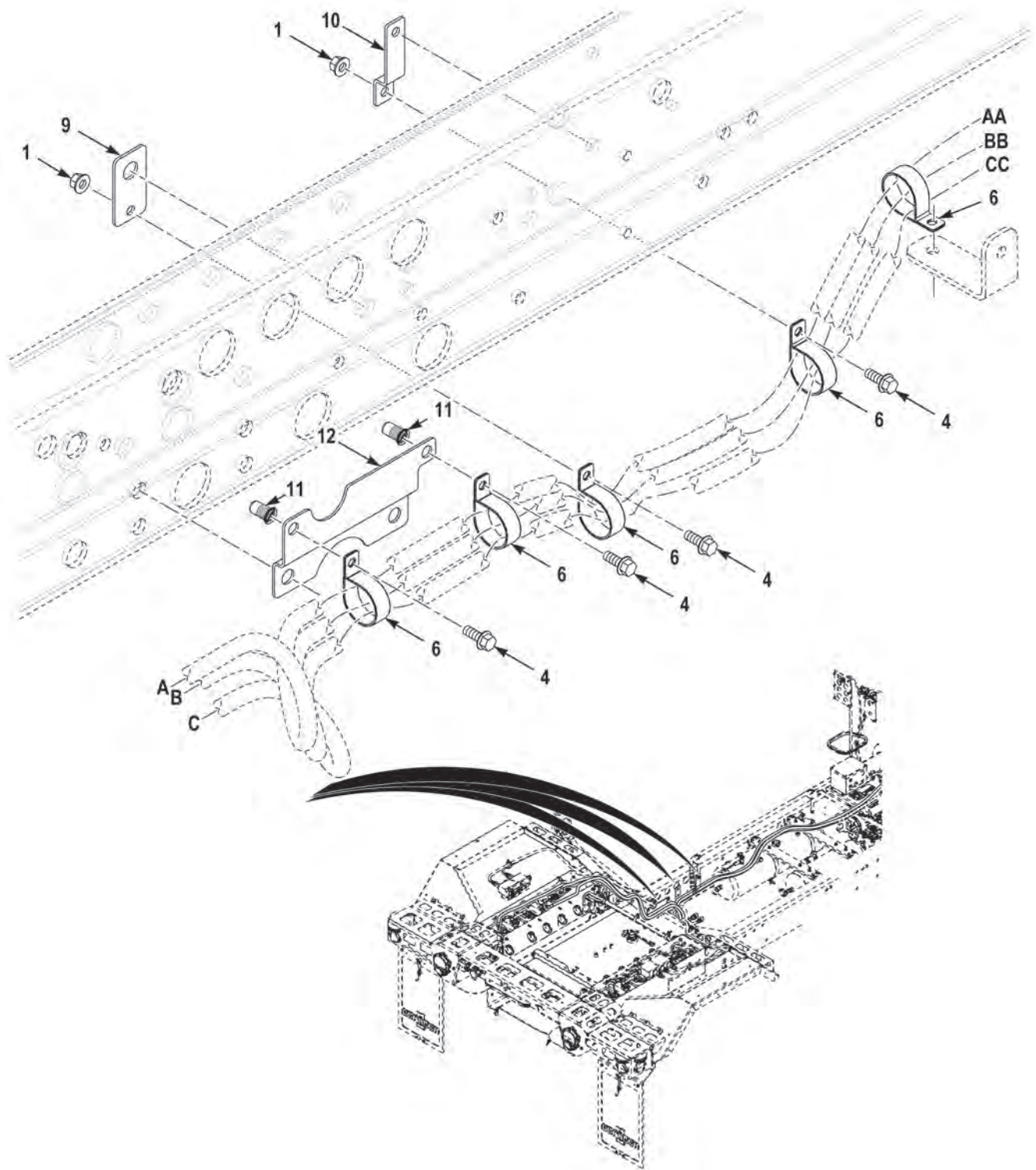


FIGURE 56 - POWER DISTRIBUTION (M1245) (SHEET 2 OF 4)



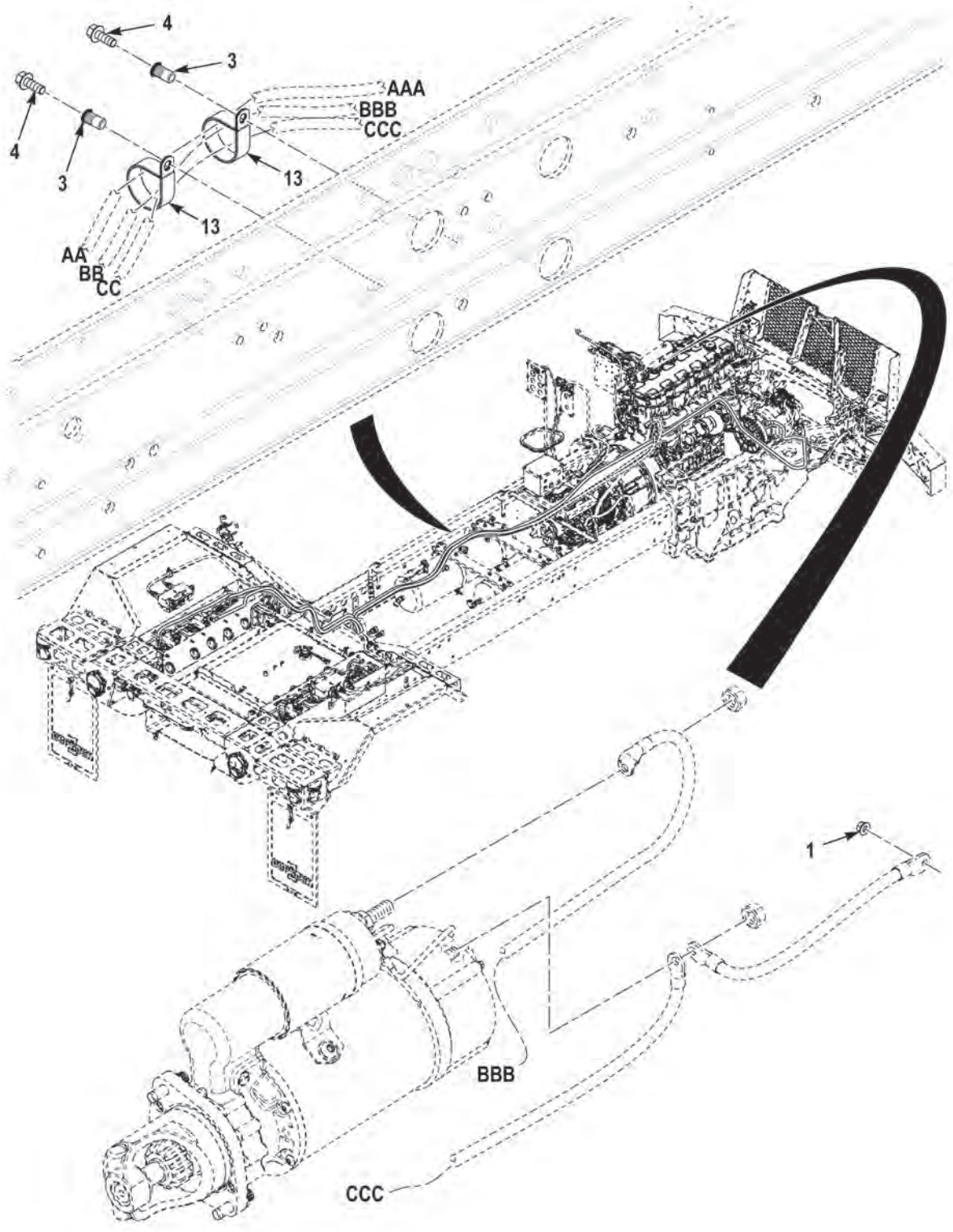


FIGURE 56 - POWER DISTRIBUTION (M1245) (SHEET 3 OF 4)

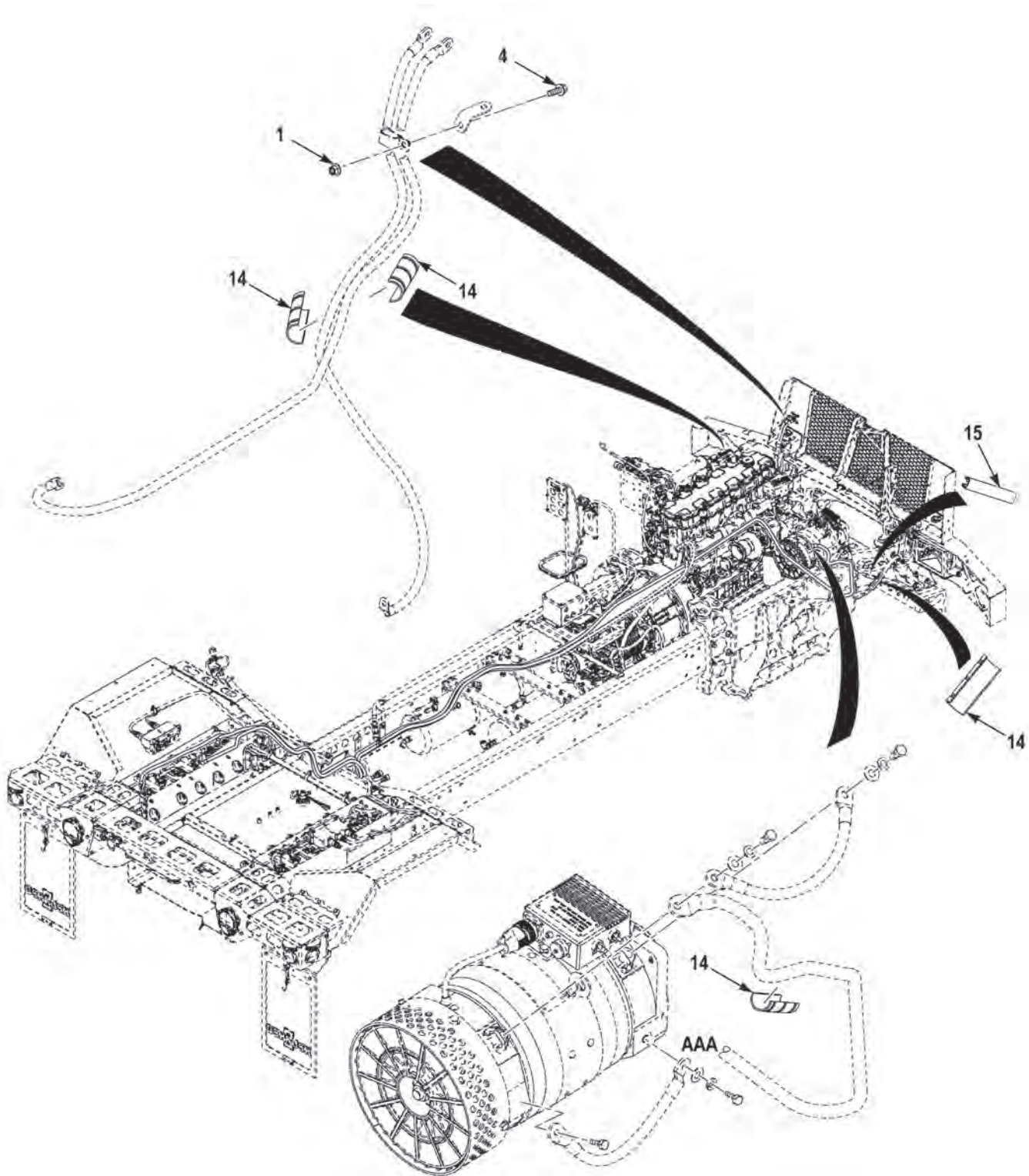


FIGURE 56 - POWER DISTRIBUTION (M1245) (SHEET 4 OF 4)

(1) FIG.	(2) ITEM	(3) PART NO.	(4) DESCRIPTION	(5) QTY.	(6) U/M
			GROUP 0613 HULL OR CHASSIS WIRING HARNESS FIG. 56 POWER DISTRIBUTION (M1245)		
56	1	1437220	NUT,SELF-LOCKING,.38-16 G5 ZY . . . . .	7	EA
56	2	S344G15	CLAMP,LOOP,.94 ID . . . . .	3	EA
56	3	ALS4-616-312	INSERT,SCREW THREAD,.38-16 . . . . .	3	EA
56	4	0155849	BOLT,MACHINE,.38-16X1.00 G5 ZY . . . . .	9	EA
56	5	3904930	CABLE ASSEMBLY . . . . .	1	EA
56	6	COV-2913-Z1	CLAMP,LOOP,1.75 ID . . . . .	6	EA
56	7	3904932	CABLE ASSEMBLY . . . . .	1	EA
56	8	3904931	CABLE ASSEMBLY . . . . .	1	EA
56	9	3903650	BRACKET,VEHICULAR . . . . .	1	EA
56	10	3858134	BRACKET,STANDOFF . . . . .	1	EA
56	11	ALS4-616-150	INSERT,SCREW THREAD,.38-16 . . . . .	2	EA
56	12	3903346	BRACKET,VEHICULAR . . . . .	1	EA
56	13	COV-3313	CLAMP,LOOP,2.00 ID . . . . .	2	EA
56	14	HP4-B	GUARD,HOSE-TUBING . . . . .	4	EA
56	15	1467170-4	QUICKEDGE MOLDING,MAKE FROM MOLDING PN 75000349 (82654), 4 IN LG. . . . .	1	EA

END OF FIGURE



---

**FIELD AND SUSTAINMENT MAINTENANCE  
SLAVE RECEPTACLE**

---

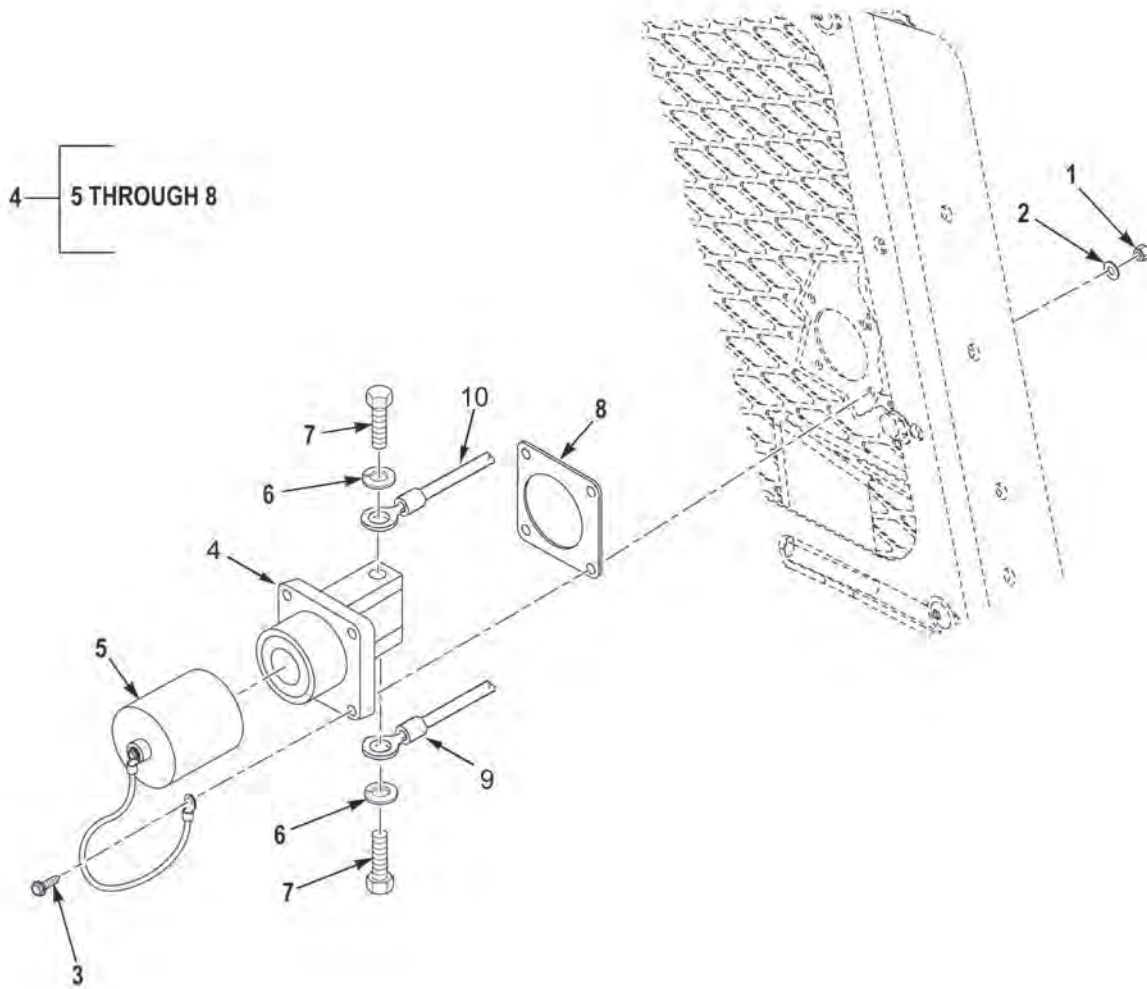


FIGURE 57 - SLAVE RECEPTACLE



(1) FIG.	(2) ITEM	(3) PART NO.	(4) DESCRIPTION	(5) QTY.	(6) U/M
			GROUP 0613 HULL OR CHASSIS WIRING HARNESS FIG. 57 SLAVE RECEPTACLE		
57	1	AN365-1024A	NUT,SELF-LOCKING 10-24 . . . . .	4	EA
57	2	33074	WASHER,FLAT #10 . . . . .	4	EA
57	3	71522	SCREW,MACHINE 10-24 X 1. . . . .	4	EA
57	4	11674728	CONNECTOR RECEPTACLE,ELECTRICAL . . . . .	1	EA
57	5	11675004	. CAP,PROTECTIVE DUST AND MOISTURE SEAL .	1	EA
57	6	MS35338-45	. WASHER,LOCK 5/16 . . . . .	2	EA
57	7	B1821BH031F063N	. BOLT,MACHINE 5/16-24 X 5/8 . . . . .	2	EA
57	8	1309140-XA1	. GASKET . . . . .	1	EA
57	9	3849065	CABLE, ASSEMBLY . . . . .	1	EA
57	10	3823660	CABLE, ASSEMBLY . . . . .	1	EA

END OF FIGURE



---

**FIELD AND SUSTAINMENT MAINTENANCE  
WIRE HARNESS, CHASSIS (M1240)**

---

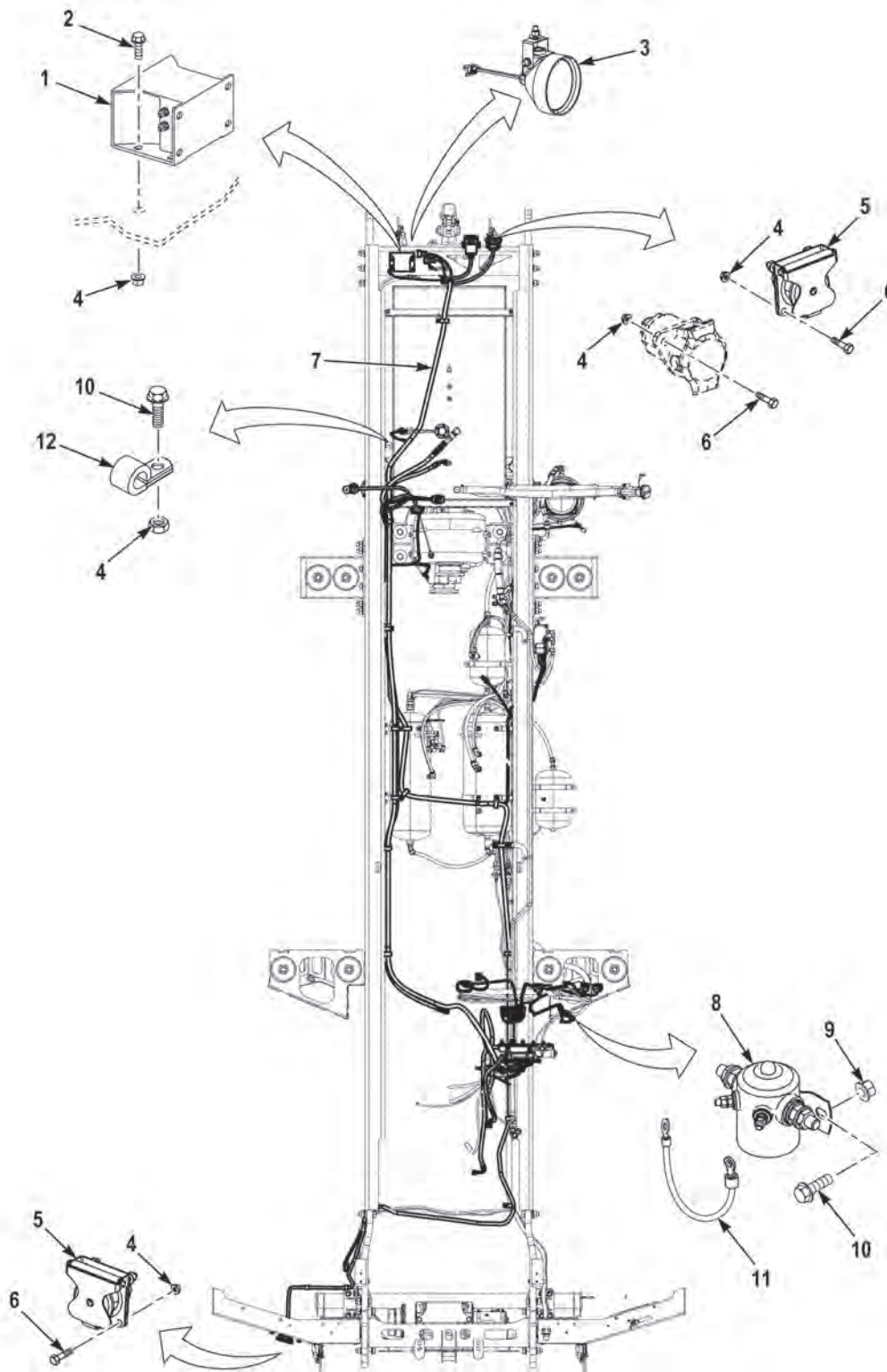


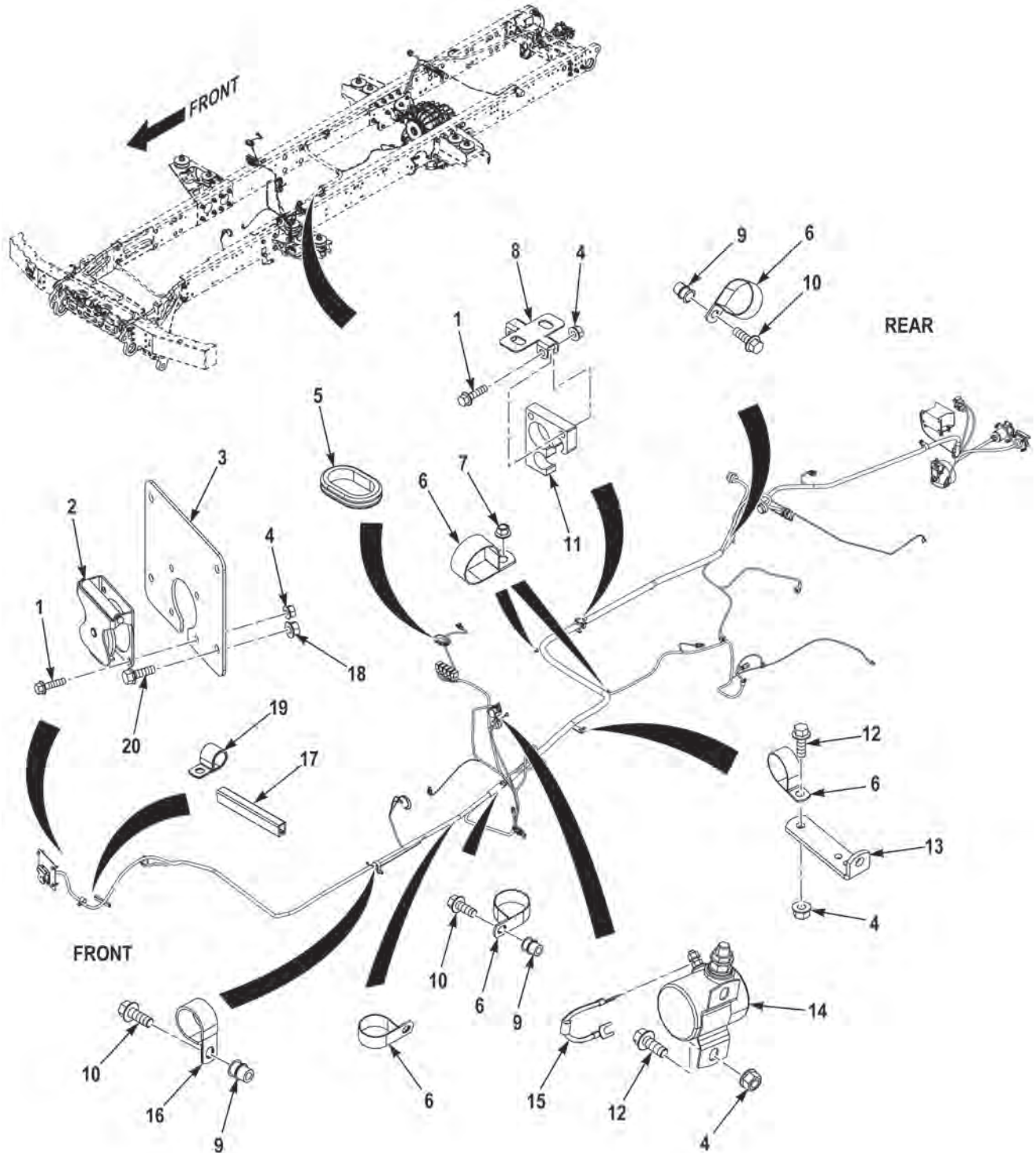
FIGURE 58 - WIRE HARNESS, CHASSIS (M1240)

(1) FIG.	(2) ITEM	(3) PART NO.	(4) DESCRIPTION	(5) QTY.	(6) U/M
			GROUP 0613 HULL OR CHASSIS WIRING HARNESS FIG. 58 WIRE HARNESS, CHASSIS (M1240)		
58	1	1598970	REVERSE ALARM . . . . .	1	EA
58	2	2194510	SCREW, CAP, HEXAGON HEAD, 5/16-18 X 1 . . . . .	4	EA
58	3	3798021	LIGHT, BACKUP, LED. . . . .	1	EA
58	4	1333510	NUT,FLG,LKDT .31-18 G5 ZY. . . . .	4	EA
58	5	64845BX	COVER, ASSEMBLY RECEPTACLE . . . . .	1	EA
58	6	1754210	SCR,FLG,HEX .31-18X1.00 G5 ZY. . . . .	4	EA
58	7	3822795	WIRE HARN, CHASSIS, M-ATV. . . . .	1	EA
58	8	16900FX1	RELAY, ELECTROMAGNETIC. . . . .	1	EA
58	9	1600460	NUT, SELF-LOCKING, HEXAGON 1/4-20 . . . . .	2	EA
58	10	1606140	SCREW, CAP, HEX HEAD, 1/4-20 X 3/4 . . . . .	2	EA
58	11	1929590	DIODE, MAGNETIC SWITCH. . . . .	1	EA
58	12	2291HX	CLIP, CUSHION . . . . .	2	EA

END OF FIGURE



**FIELD AND SUSTAINMENT MAINTENANCE  
WIRE HARNESS, CHASSIS (M1240A1)**



**FIGURE 59 - WIRE HARNESS, CHASSIS (M1240A1) (SHEET 1 OF 2)**

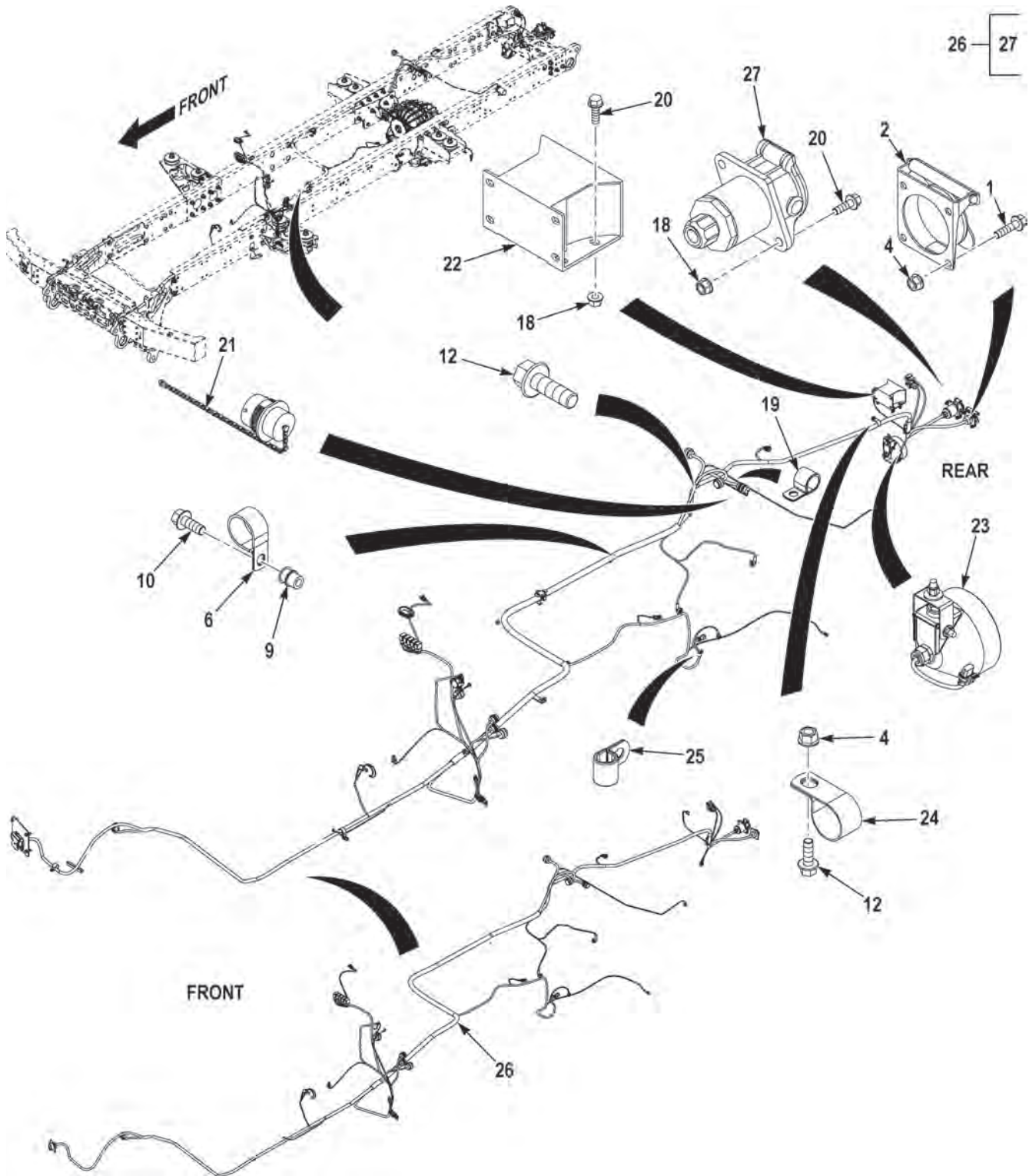


FIGURE 59 - WIRE HARNESS, CHASSIS (M1240A1) (SHEET 2 OF 2)



(1) FIG.	(2) ITEM	(3) PART NO.	(4) DESCRIPTION	(5) QTY.	(6) U/M
			GROUP 0613 HULL OR CHASSIS WIRING HARNESS FIG. 59 WIRE HARNESS, CHASSIS (M1240A1)		
59	1	0110960	SCREW,CAP,HEX HEAD,.25-20 X 1.00 G5 ZY . . . . .	10	EA
59	2	64845BX	COVER,ELECTRICAL,CONNECTOR . . . . .	2	EA
59	3	3830247	BRACKET,VEHICULAR,TRAILER CONNECTOR . . . .	1	EA
59	4	0192408	NUT,SELF-LOCKING,.25-20 G5 ZY . . . . .	14	EA
59	5	Z-787	GROMMET,NONMETALLIC,2.25 X 3.00 X .19 RBR . .	1	EA
59	6	C0V2513	CLAMP,LOOP,1.50 ID . . . . .	7	EA
59	7	10823-00318	NUT,SELF-LOCKING,.38-16 G5 ZY . . . . .	2	EA
59	8	3944657	BRACKET,MOUNTING, . . . . .	1	EA
59	9	ALS4-616-312	INSERT,SCREW THREAD,.38-16 . . . . .	4	EA
59	10	0155849	BOLT,MACHINE,.38-16 X 1.00 G5 ZY . . . . .	4	EA
59	11	3944656	CLAMP,CLIPPING . . . . .	1	EA
59	12	110961	SCREW,CAP,HEX HEAD,.25-20 X .75 G5 ZY . . . . .	5	EA
59	13	3693FX2	BRACKET,ANGLE, . . . . .	1	EA
59	14	1115636	RELAY,ELECTROMAGNET,. . . . .	1	EA
59	15	1929590	SEMICONDUCTOR,DEVICE,DIODE . . . . .	1	EA
59	16	COV2113	CLAMP,LOOP,1.25 ID . . . . .	1	EA
59	17	1467160-004	QUICKEDGE MOLDING,MAKE FROM MOLDING P/N 75000343 (82654), 4 IN LG. . . . .	1	EA
59	18	1333510	NUT,SELF-LOCKING,.31-18 G5 ZY . . . . .	10	EA
59	19	C0V1313	CLAMP,LOOP,.75ID . . . . .	2	EA
59	20	0155840	SCREW,CAP,HEX HEAD,.31-18 X 1.00 G5 ZY . . . . .	10	EA
59	21	HDC34-18-L002	COVER,ELECTRICAL,CONNECTOR . . . . .	1	EA
59	22	688-411-4	ALARM,BACK-UP, . . . . .	1	EA
59	23	1402802	LIGHT,BACKUP, . . . . .	1	EA
59	24	COV-1713	CLAMP,LOOP,1.00ID . . . . .	1	EA
59	25	TA720-S8	CLAMP,LOOP,.50 ID . . . . .	1	EA
59	26	3879686	WIRING HARNESS,CHASSIS,MAIN . . . . .	1	EA
59	27	8JB007645-021	. CONNECTOR,ELECTRONIC COMPONENTS . . . . .	1	EA

END OF FIGURE



---

**FIELD AND SUSTAINMENT MAINTENANCE  
WIRE HARNESS, CHASSIS (M1245)**

---

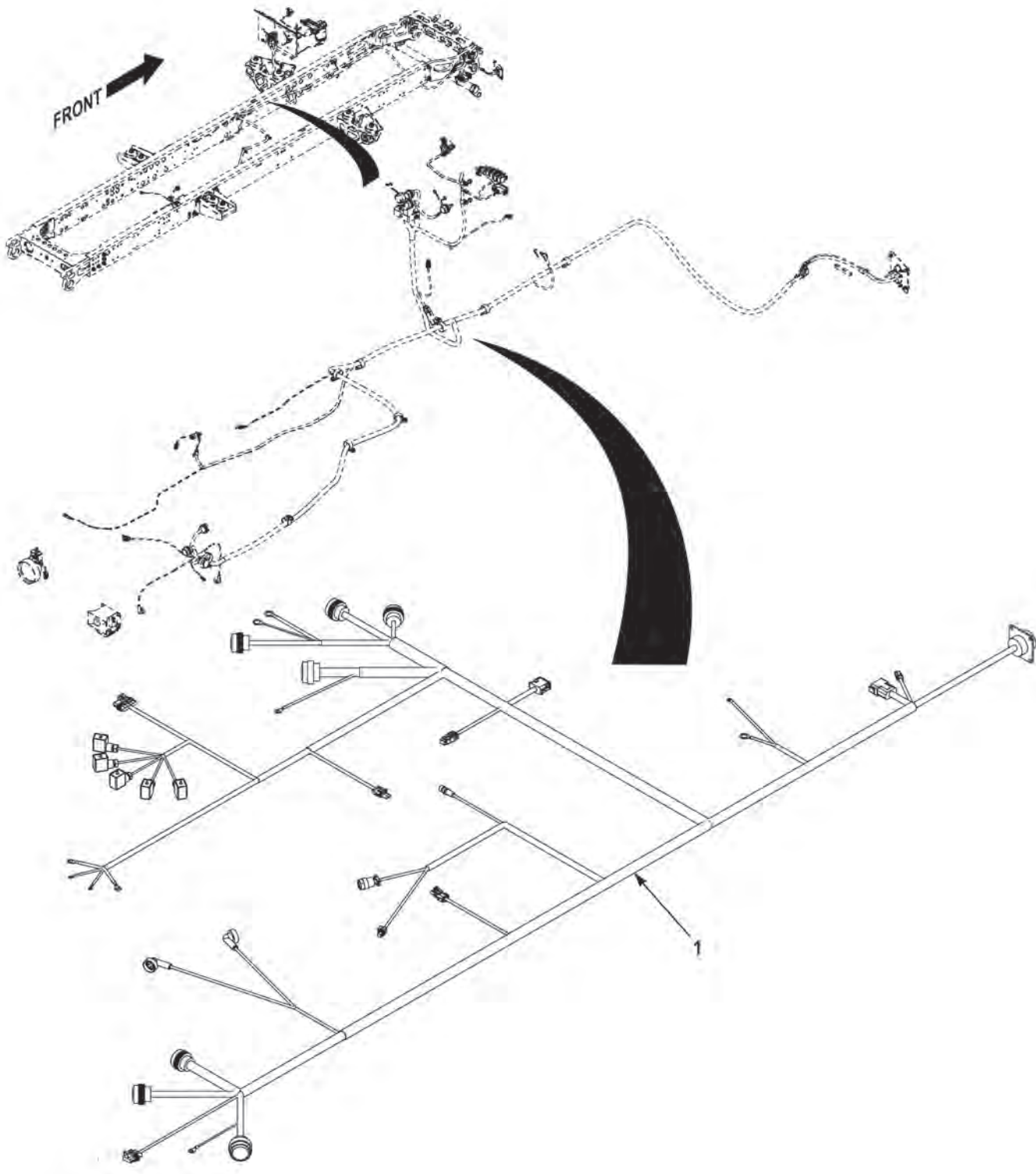


FIGURE 60 - WIRE HARNESS, CHASSIS (M1245) (SHEET 1 OF 5)

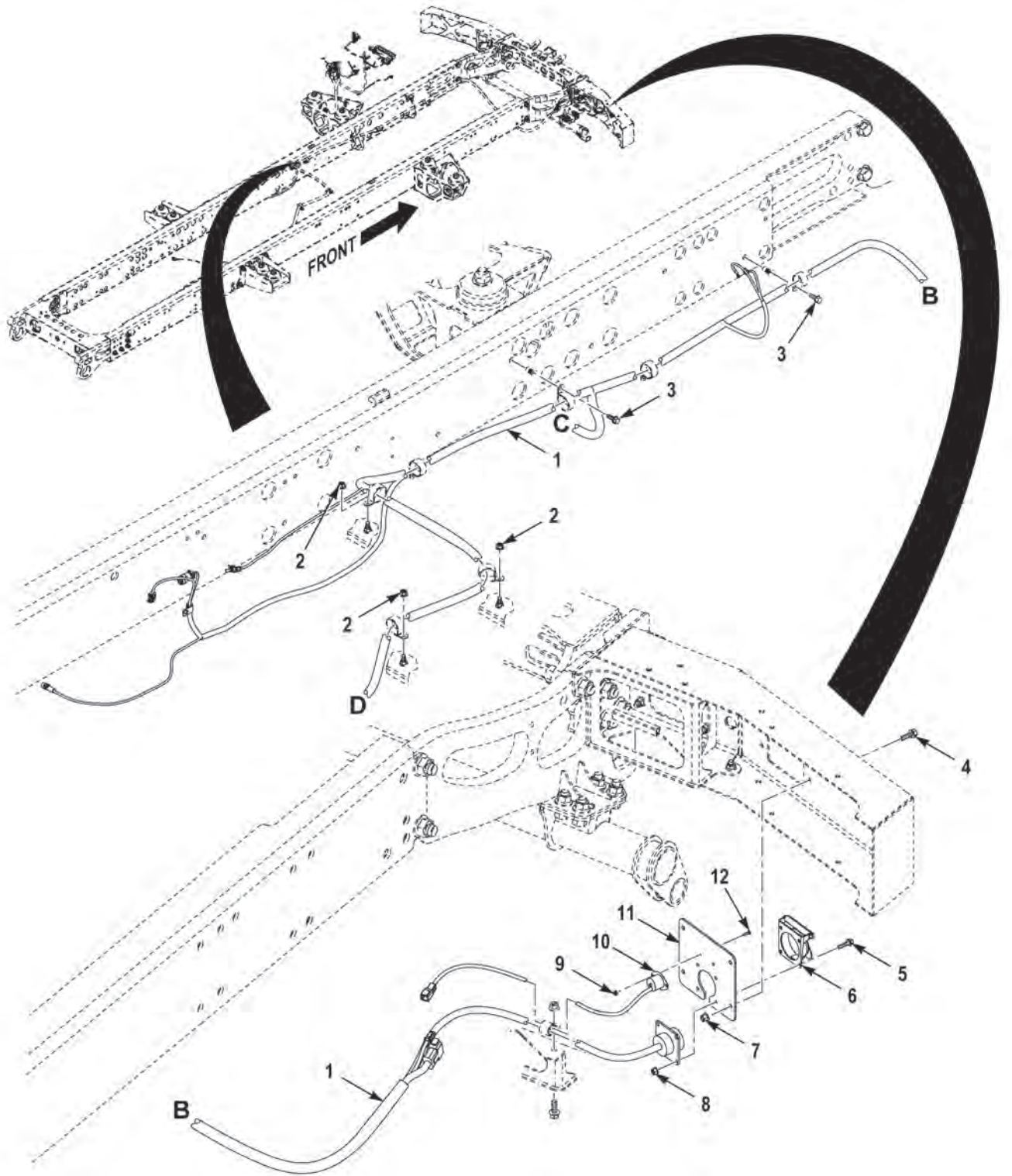


FIGURE 60 - WIRE HARNESS, CHASSIS (M1245) (SHEET 2 OF 5)

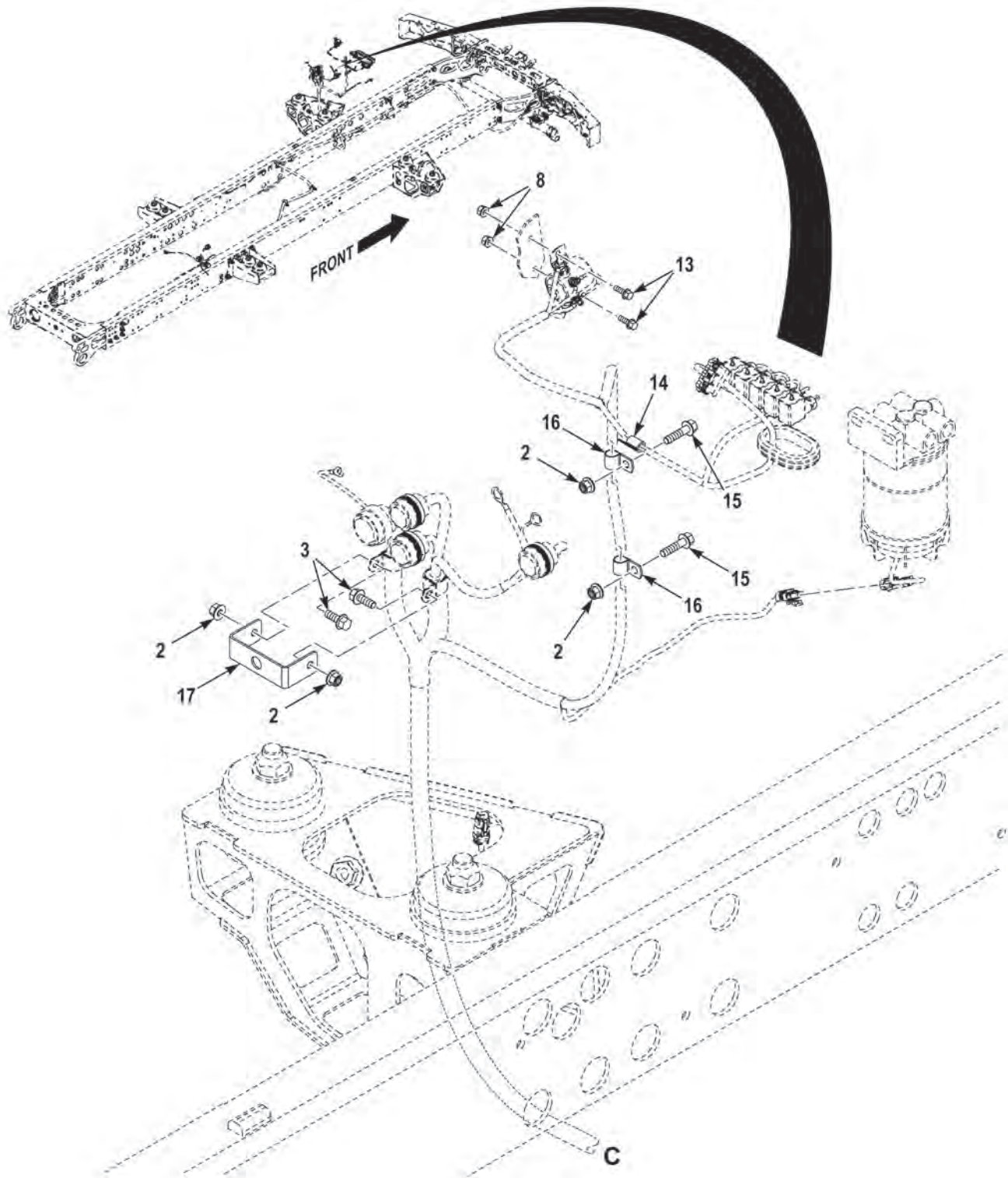


FIGURE 60 - WIRE HARNESS, CHASSIS (M1245) (SHEET 3 OF 5)



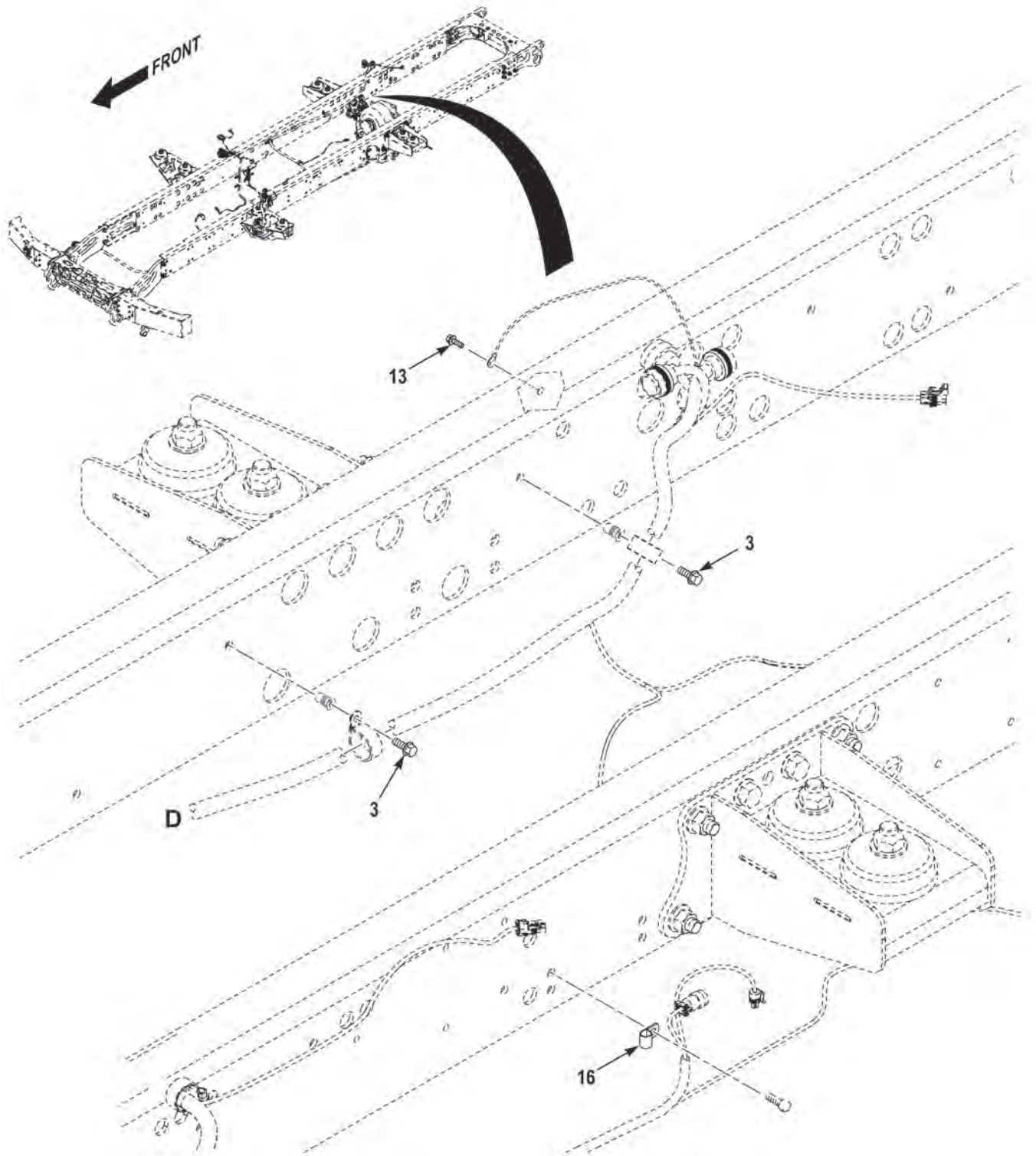


FIGURE 60 - WIRE HARNESS, CHASSIS (M1245) (SHEET 4 OF 5)

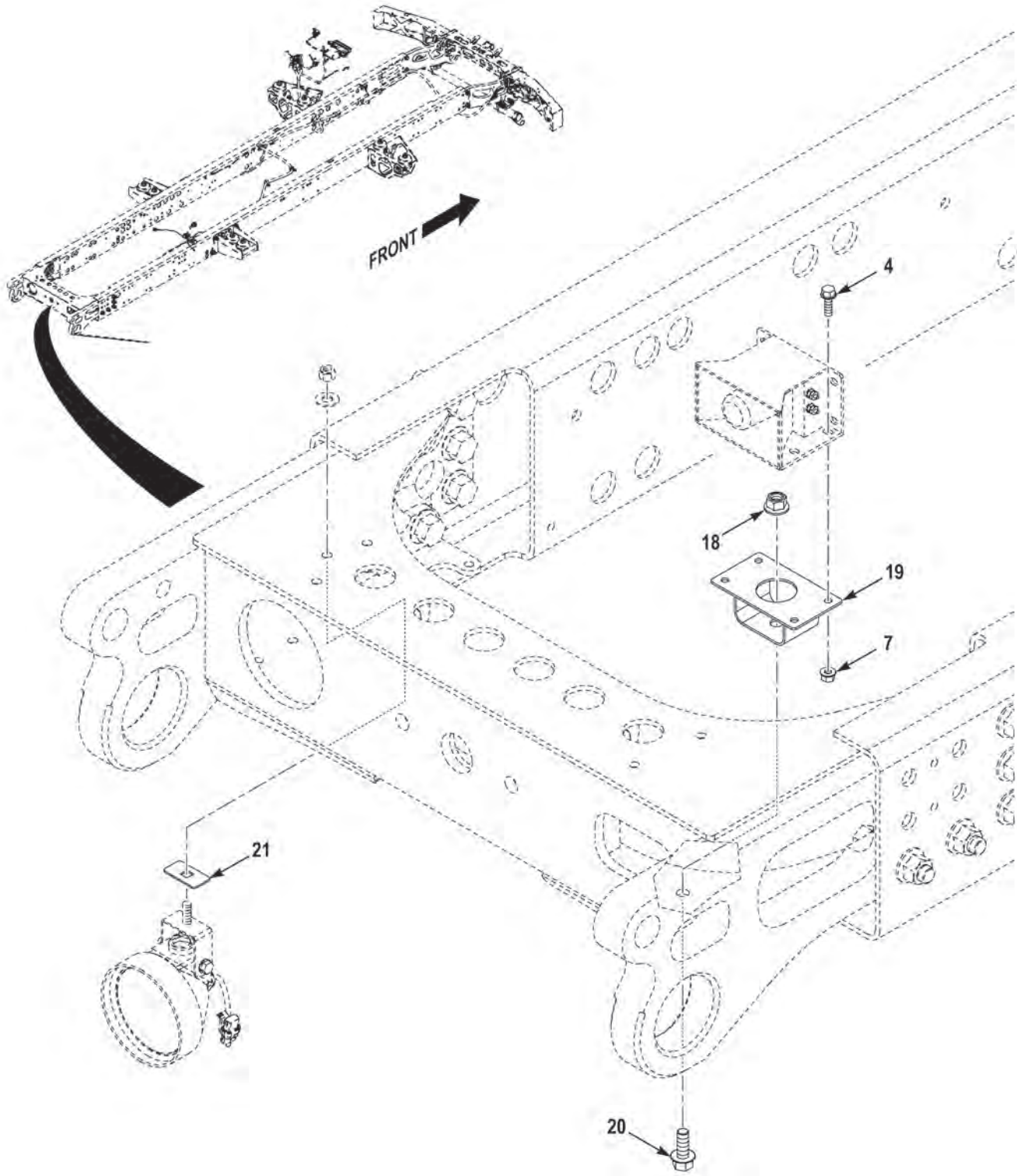


FIGURE 60 - WIRE HARNESS, CHASSIS (M1245) (SHEET 5 OF 5)



(1) FIG.	(2) ITEM	(3) PART NO.	(4) DESCRIPTION	(5) QTY.	(6) U/M
			GROUP 0613 HULL OR CHASSIS WIRING HARNESS FIG. 60 WIRE HARNESS, CHASSIS (M1245)		
60	1	3885066	WIRE HARN,CHAS,MAIN. . . . .	1	EA
60	2	1437220	NUT,SELF-LOCKING,.38-16 G5 ZY . . . . .	7	EA
60	3	0155849	BOLT,MACHINE, .38-16X1.00 G5 ZY . . . . .	6	EA
60	4	0155840	SCREW,CAP,HEX HEAD, .31-18 X 1.00 G5 ZY . . . . .	8	EA
60	5	0110960	SCREW,CAP,HEX HEAD, .25-20X1.00 G5 ZY . . . . .	4	EA
60	6	64845BX	COVER,ELECTRICAL . . . . .	1	EA
60	7	1333510	NUT,SELF-LOCKING, .31-18 G5 ZY . . . . .	8	EA
60	8	0192408	NUT,SELF-LOCKING, .25-20 G5 ZY . . . . .	6	EA
60	9	MS21044N08	NUT,SELF-LOCKING,#8-32 NS Z. . . . .	2	EA
60	10	3905021	SWITCH,TEMP,SPST. . . . .	1	EA
60	11	3906774	PLATE,TOW CONNECTOR . . . . .	1	EA
60	12	1445HX	SCREW,MACHINE,#8-32X.50 NS . . . . .	2	EA
60	13	110961	SCREW,CAP,HEX HEAD, .25-20X.75 G5 ZY . . . . .	3	EA
60	14	COV-0713	CLAMP,LOOP . . . . .	1	EA
60	15	1754280	SCREW,CAP,HEX HEAD, .38-16X1.50 G5 Z . . . . .	2	EA
60	16	TA720-S8	CLAMP,LOOP, .50 ID . . . . .	3	EA
60	17	3906760	BRACKET,MOUNTING. . . . .	1	EA
60	18	1598030	NUT,SELF-LOCKING, .50-13 G5 ZY . . . . .	1	EA
60	19	3895285	BRACKET,MOUNTING. . . . .	1	EA
60	20	3273024	SCREW,CAP,HEX HEAD, .50-13X1.25 G8 DA . . . . .	1	EA
60	21	3895288	SPACER,BACKUP LIGHT . . . . .	1	EA

END OF FIGURE



---

**FIELD AND SUSTAINMENT MAINTENANCE  
WIRE HARNESS, ENGINE AND TRANSMISSION (M1240)**

---

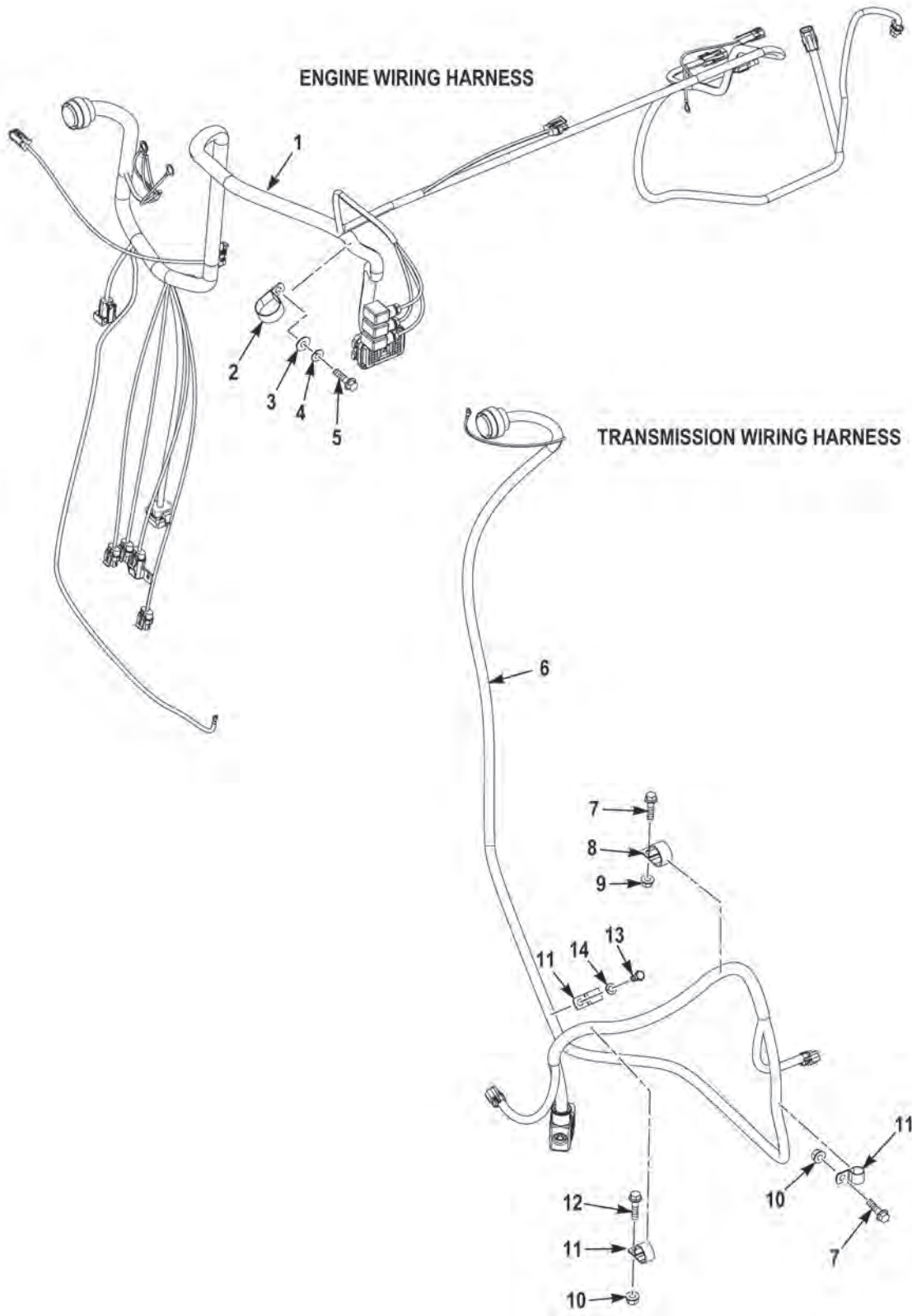


FIGURE 61 - WIRE HARNESS, ENGINE AND TRANSMISSION (M1240)

(1) FIG.	(2) ITEM	(3) PART NO.	(4) DESCRIPTION	(5) QTY.	(6) U/M
			GROUP 0613 HULL OR CHASSIS WIRING HARNESS FIG. 61 WIRE HARNESS, ENGINE AND TRANSMISSION (M1240)		
61	1	3825190	WIRE HARNESS, ENGINE C7 M-ATV . . . . .	1	EA
61	2	2288HX	CLIP, CUSHION . . . . .	1	EA
61	3	122756A	WASHER, FLT, M10 2 20 X 2.3 . . . . .	1	EA
61	4	120377A	WASHER, LK, SPLIT M10 X 17 . . . . .	1	EA
61	5	129150A	SCREW, CAP, HEX M10 - 1.50 X 20 . . . . .	1	EA
61	6	3822604	WIRE HARNESS, XMSN CHASSIS M-ATV . . . . .	1	EA
61	7	1606140	SCREW, CAP, HEX HEAD, 1/4-20 X 3/4 . . . . .	1	EA
61	8	2289HX	CLAMP, LOOP . . . . .	2	EA
61	9	1437220	NUT, SELF-LOCKING, HEXAGON 3/8-16 . . . . .	2	EA
61	10	1600460	NUT, SELF-LOCKING, HEXAGON 1/4-20 . . . . .	2	EA
61	11	2291HX	CLAMP, LOOP . . . . .	3	EA
61	12	1754280	SCREW, CAP, HEXAGON . . . . .	1	EA
61	13	3266319	SCREW, CAP, HEXAGON HEAD, 3/8-16 X 1 1/2 . . .	2	EA
61	14	351AX	WASHER, LOCK, SPLIT, 3/8 . . . . .	1	EA

END OF FIGURE



---

**FIELD AND SUSTAINMENT MAINTENANCE  
WIRE HARNESS, ENGINE AND TRANSMISSION (M1240A1)**

---

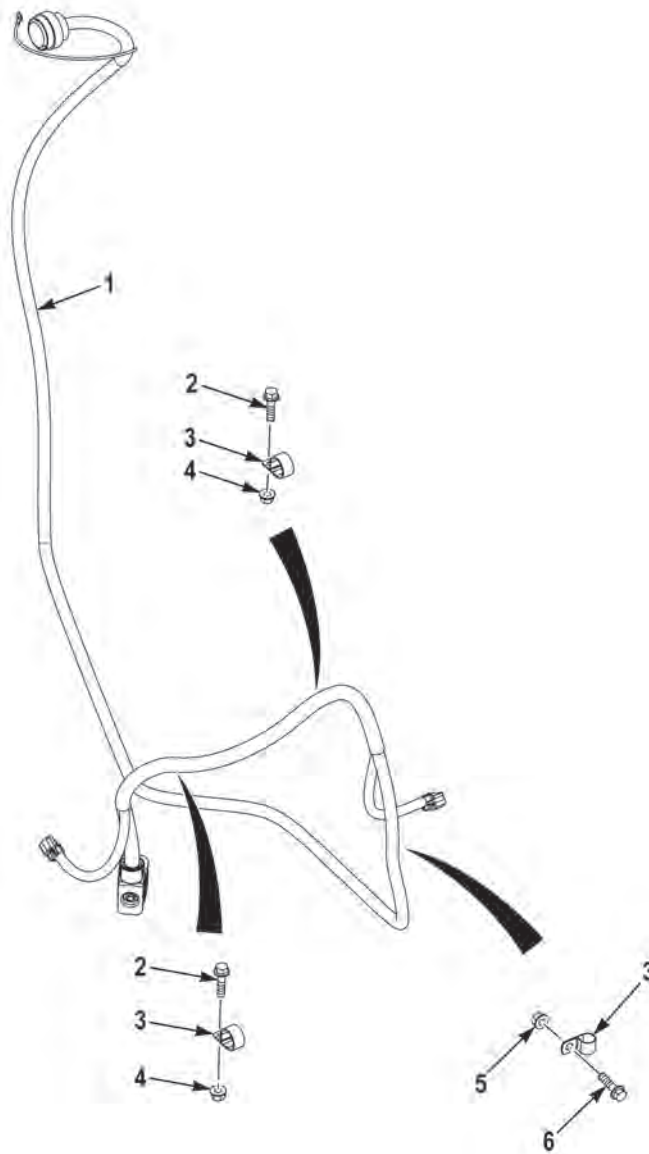


FIGURE 62 - WIRE HARNESS, ENGINE AND TRANSMISSION (M1240A1) (SHEET 1 OF 3)



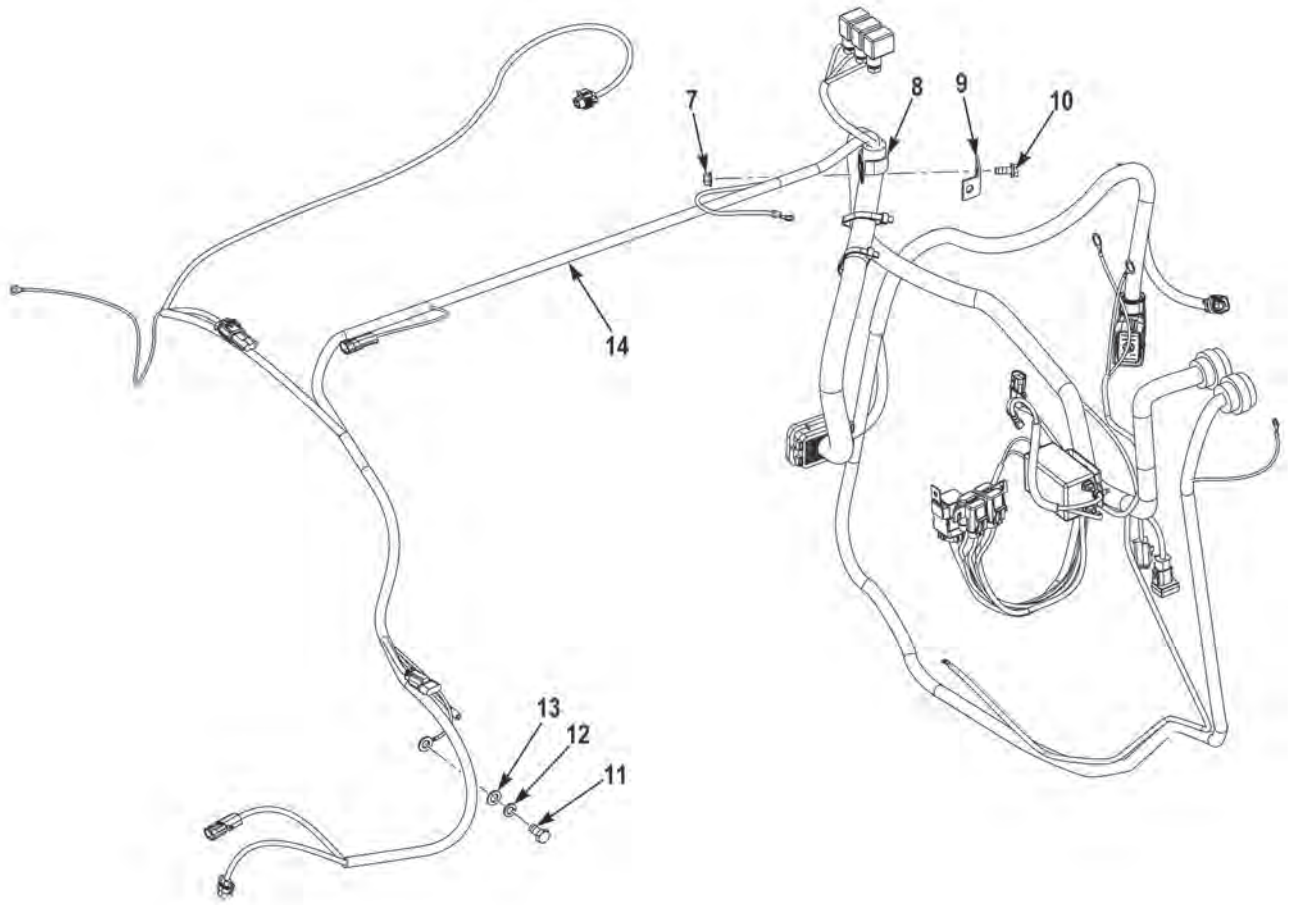


FIGURE 62 - WIRE HARNESS, ENGINE AND TRANSMISSION (M1240A1) (SHEET 2 OF 3)

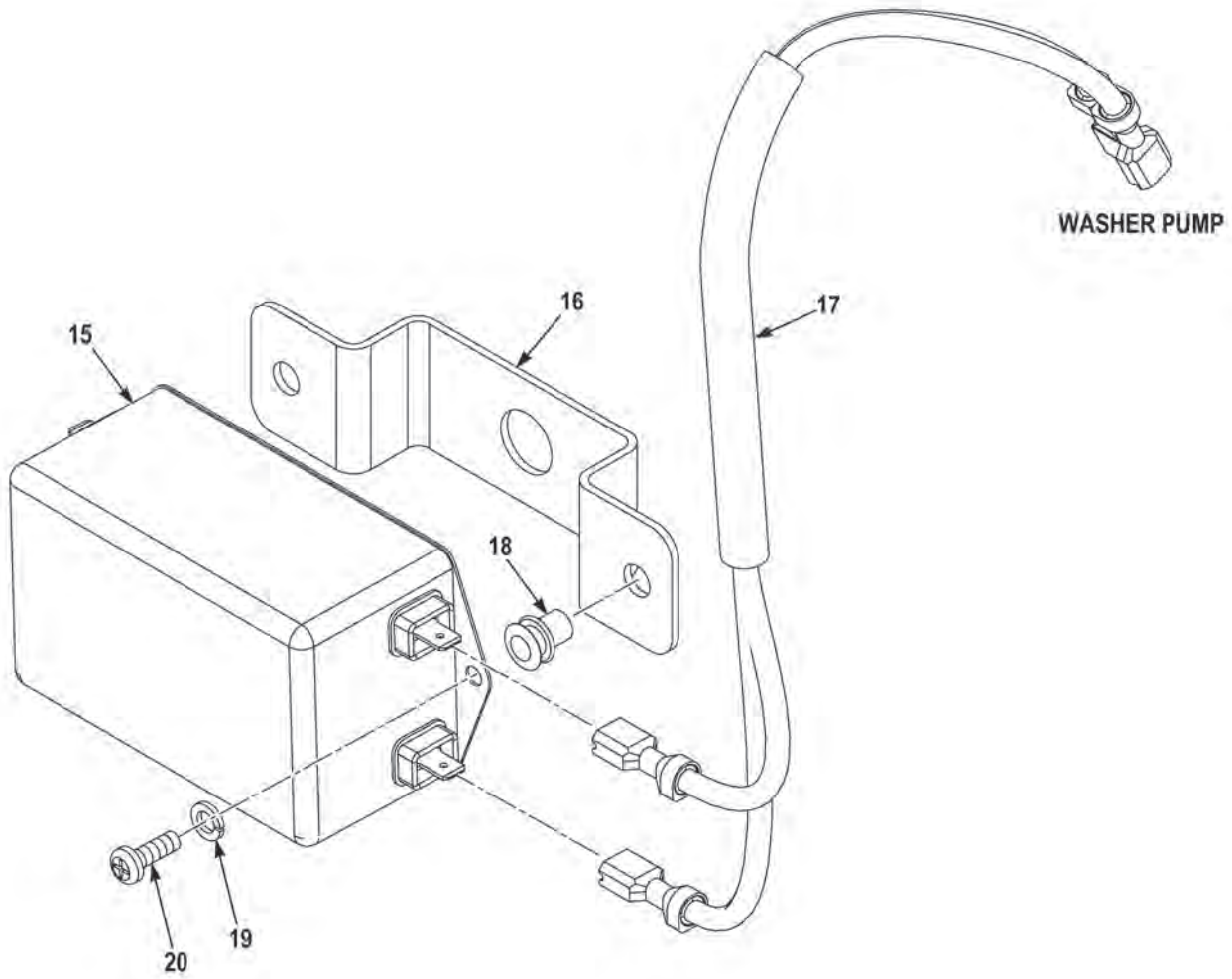


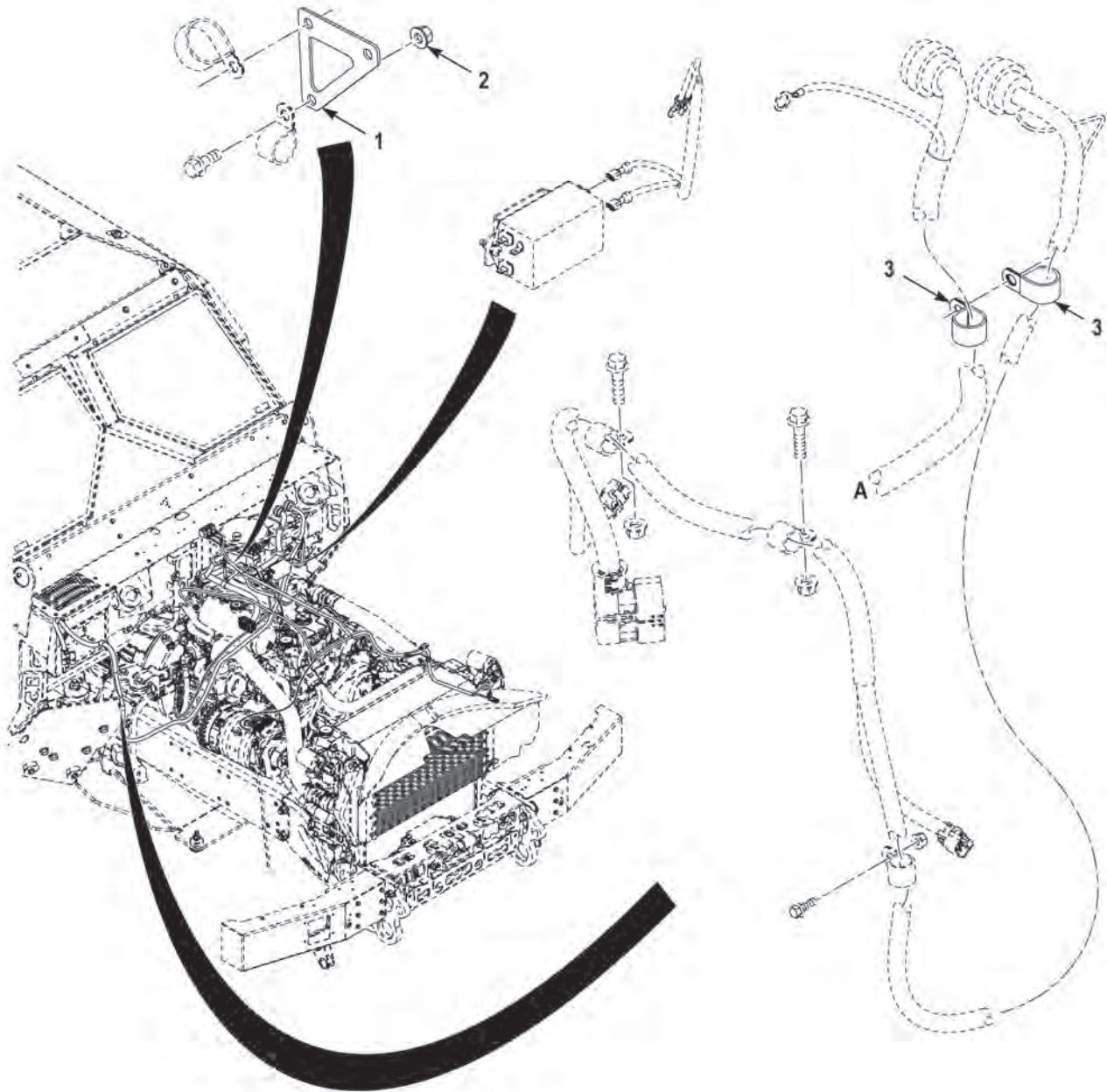
FIGURE 62 - WIRE HARNESS, ENGINE AND TRANSMISSION (M1240A1) (SHEET 3 OF 3)

(1) FIG.	(2) ITEM	(3) PART NO.	(4) DESCRIPTION	(5) QTY.	(6) U/M
			GROUP 0613 HULL OR CHASSIS WIRING HARNESS FIG. 62 WIRE HARNESS, ENGINE AND TRANSMISSION (M1240A1)		
62	1	3822604	WIRING HARNESS,TRANSMISSION . . . . .	1	EA
62	2	1754280	SCREW,CAP,HEX HEAD,.38-16 X 1.50 G5 ZY . . . . .	2	EA
62	3	C0V1313	CLAMP,LOOP,.75ID . . . . .	3	EA
62	4	10823-00318	NUT,SELF-LOCKING,.38-16 G5 ZY . . . . .	2	EA
62	5	0192408	NUT,SELF-LOCKING,.25-20 G5 ZY . . . . .	1	EA
62	6	110961	SCREW,CAP,HEX HEAD,.25-20 X .75 G5 ZY . . . . .	1	EA
62	7	3524928002	NUT,PLAIN,M8-1.25 . . . . .	1	EA
62	8	COV2113	CLAMP,LOOP,1.25 ID . . . . .	1	EA
62	9	1878250	BRACKET,ANGLE, . . . . .	1	EA
62	10	3524927024	SCREW,CAP,HEX HEAD,M8-1.25 X 20 MM . . . . .	1	EA
62	11	129150A	SCREW,CAP,HEX HEAD,M10-1.5 X 20 MM . . . . .	1	EA
62	12	120377A	WASHER,LOCK,M10 X 17.5 X 2.4 . . . . .	1	EA
62	13	122756A	WASHER,FLAT,M10 X 20 X 2.30 . . . . .	1	EA
62	14	3883565	WIRING HARNESS,BRANCHED ENGINE . . . . .	1	EA
62	15	10EG1	FILTER,EMI,ELECTRICAL . . . . .	1	EA
62	16	3885047	BRACKET,MOUNTING,EMI FILTER . . . . .	1	EA
62	17	3859538	WIRING HARNESS,ENGINE,WASHER PUMP . . . . .	1	EA
62	18	ALS4-1024-130	INSERT,SCREW THREAD,#10-24 . . . . .	2	EA
62	19	71059	WASHER,LOCK,#10 X .34 X .05 SS . . . . .	2	EA
62	20	1416350	SCREW,MACHINE,10-24 X 3/4 . . . . .	2	EA

END OF FIGURE



**FIELD AND SUSTAINMENT MAINTENANCE  
WIRE HARNESS, ENGINE (M1245)**



**FIGURE 63 - WIRE HARNESS, ENGINE (M1245) (SHEET 1 OF 2)**

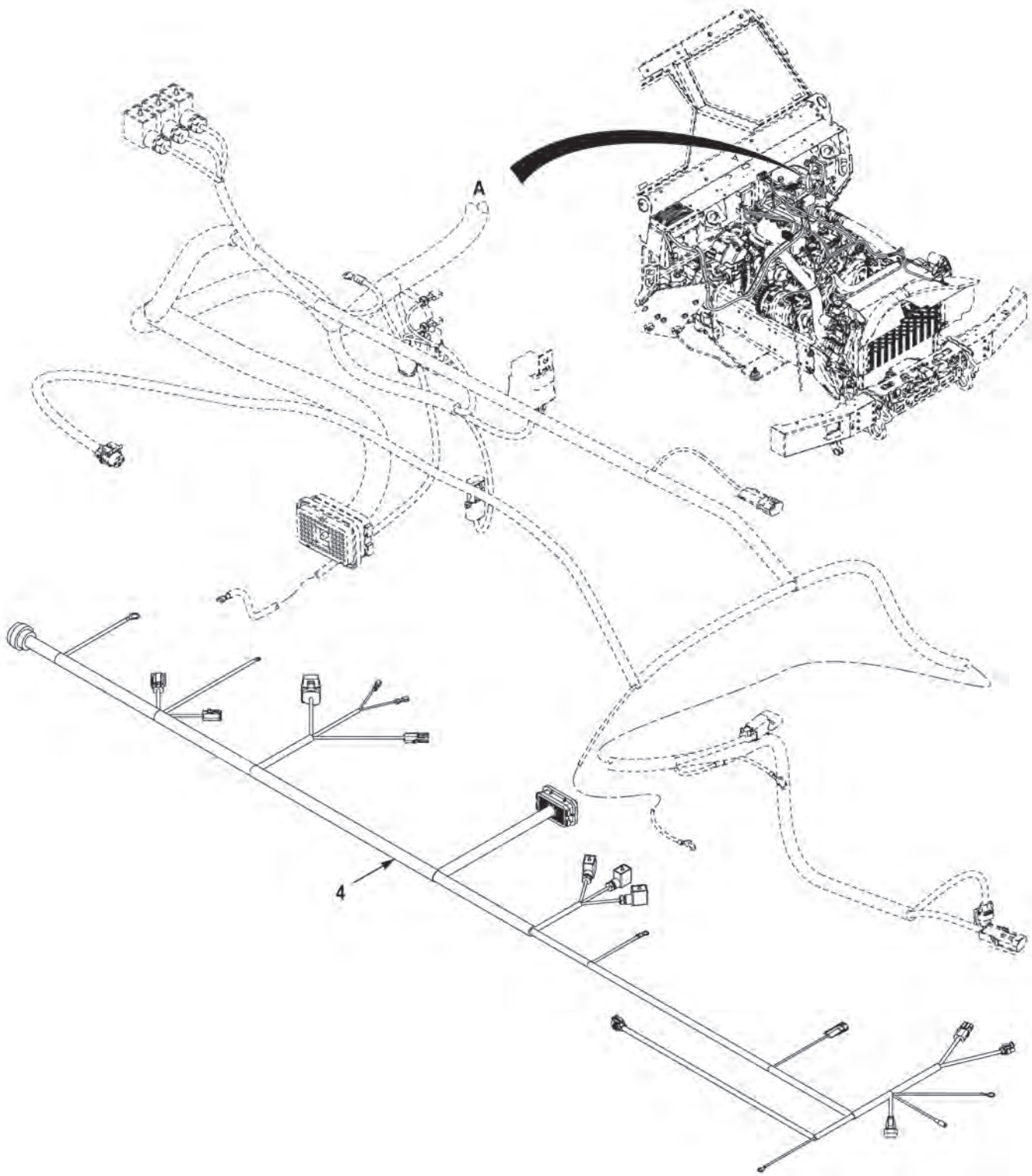


FIGURE 63 - WIRE HARNESS, ENGINE (M1245) (SHEET 2 OF 2)

(1) FIG.	(2) ITEM	(3) PART NO.	(4) DESCRIPTION	(5) QTY.	(6) U/M
			GROUP 613 HULL OR CHASSIS WIRING HARNESS FIG. 63 WIRE HARNESS, ENGINE (M1245)		
63	1	3904981	CLIP,MOUNTING BRACK. ....	1	EA
63	2	1437220	NUT,SELF-LOCKING,.38-16 G5 ZY ....	3	EA
63	3	COV-1713	CLAMP,LOOP .....	2	EA
63	4	3882680	WIRE HARNESS .....	1	EA

**END OF FIGURE**

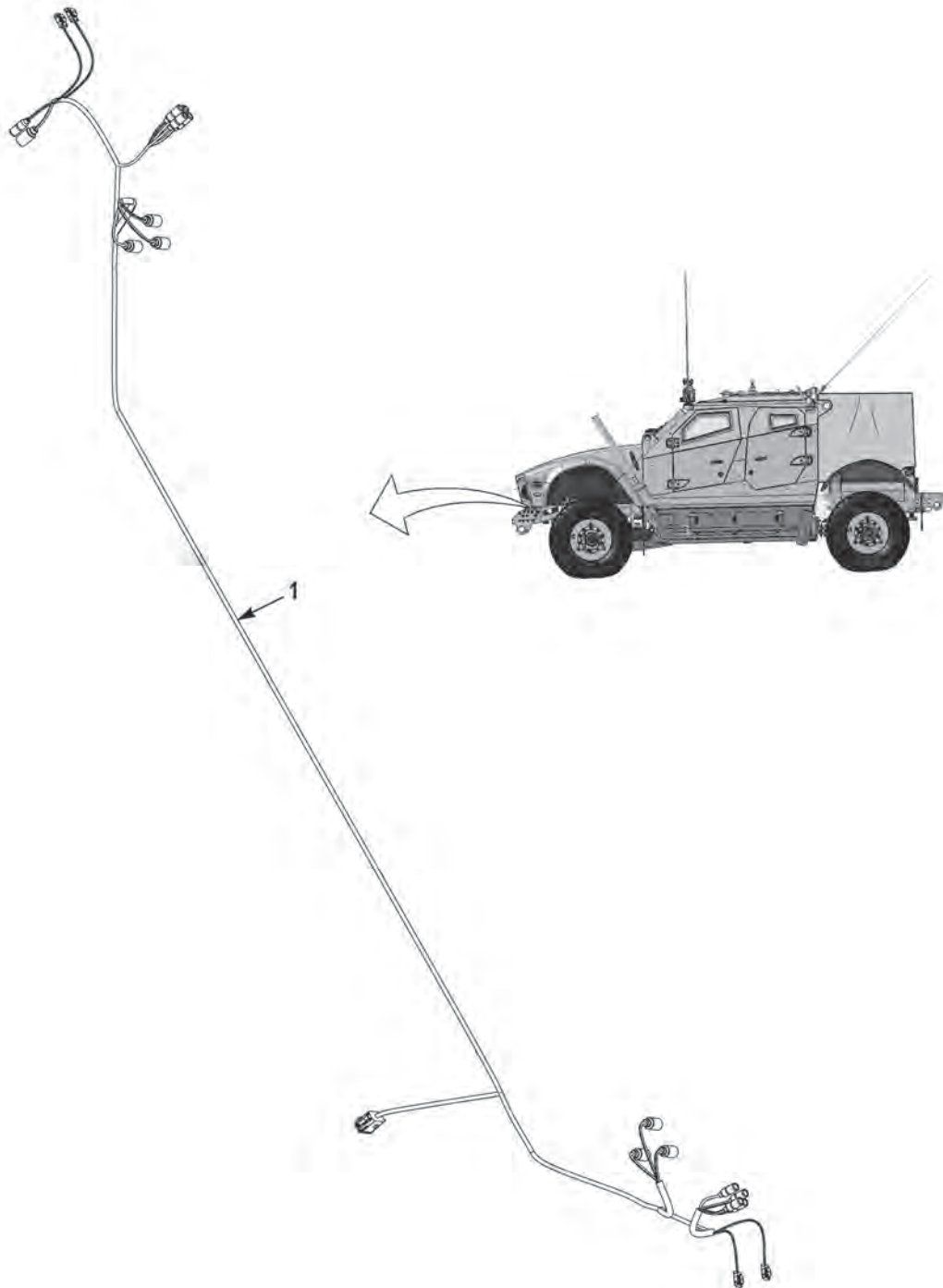




---

**FIELD AND SUSTAINMENT MAINTENANCE  
WIRE HARNESS, HOOD HEADLIGHT (M1240)**

---



**FIGURE 64 - WIRE HARNESS, HOOD HEADLIGHT (M1240)**

(1) FIG.	(2) ITEM	(3) PART NO.	(4) DESCRIPTION	(5) QTY.	(6) U/M
			GROUP 0613 HULL OR CHASSIS WIRING HARNESS FIG. 64 WIRE HARNESS, HOOD HEADLIGHT (M1240)		
64	1	3822780	WIRE HARNESS, HOOD HEADLIGHT . . . . .	1	EA

END OF FIGURE



---

**FIELD AND SUSTAINMENT MAINTENANCE  
WIRE HARNESS, REAR LIGHT (M1240)**

---

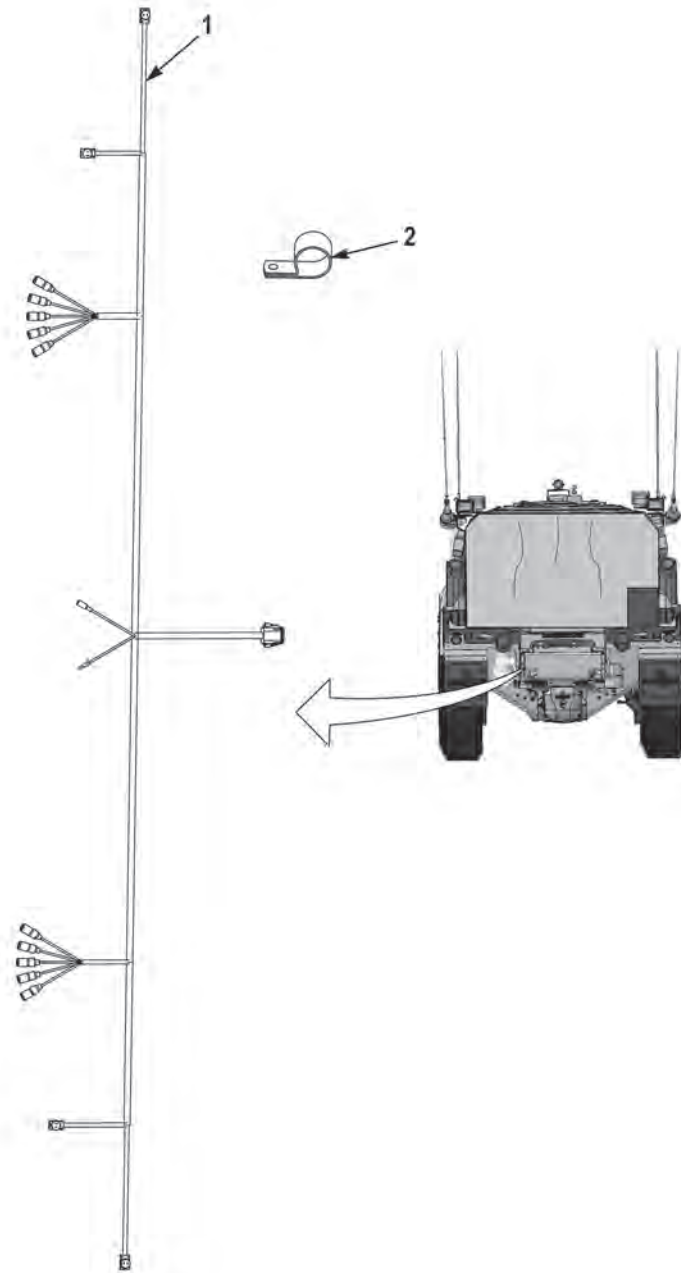


FIGURE 65 - WIRE HARNESS, REAR LIGHT (M1240)

(1) FIG.	(2) ITEM	(3) PART NO.	(4) DESCRIPTION	(5) QTY.	(6) U/M
			GROUP 0613 HULL OR CHASSIS WIRING HARNESS		
			FIG. 65 WIRE HARNESS, REAR LIGHT (M1240)		
65	1	3822214	WIRE HARNESS, REAR LIGHT.....	1	EA
65	2	2291HX	CLIP .....	4	EA

END OF FIGURE





---

**FIELD AND SUSTAINMENT MAINTENANCE  
TRANSMISSION ASSEMBLY (M1240)**

---

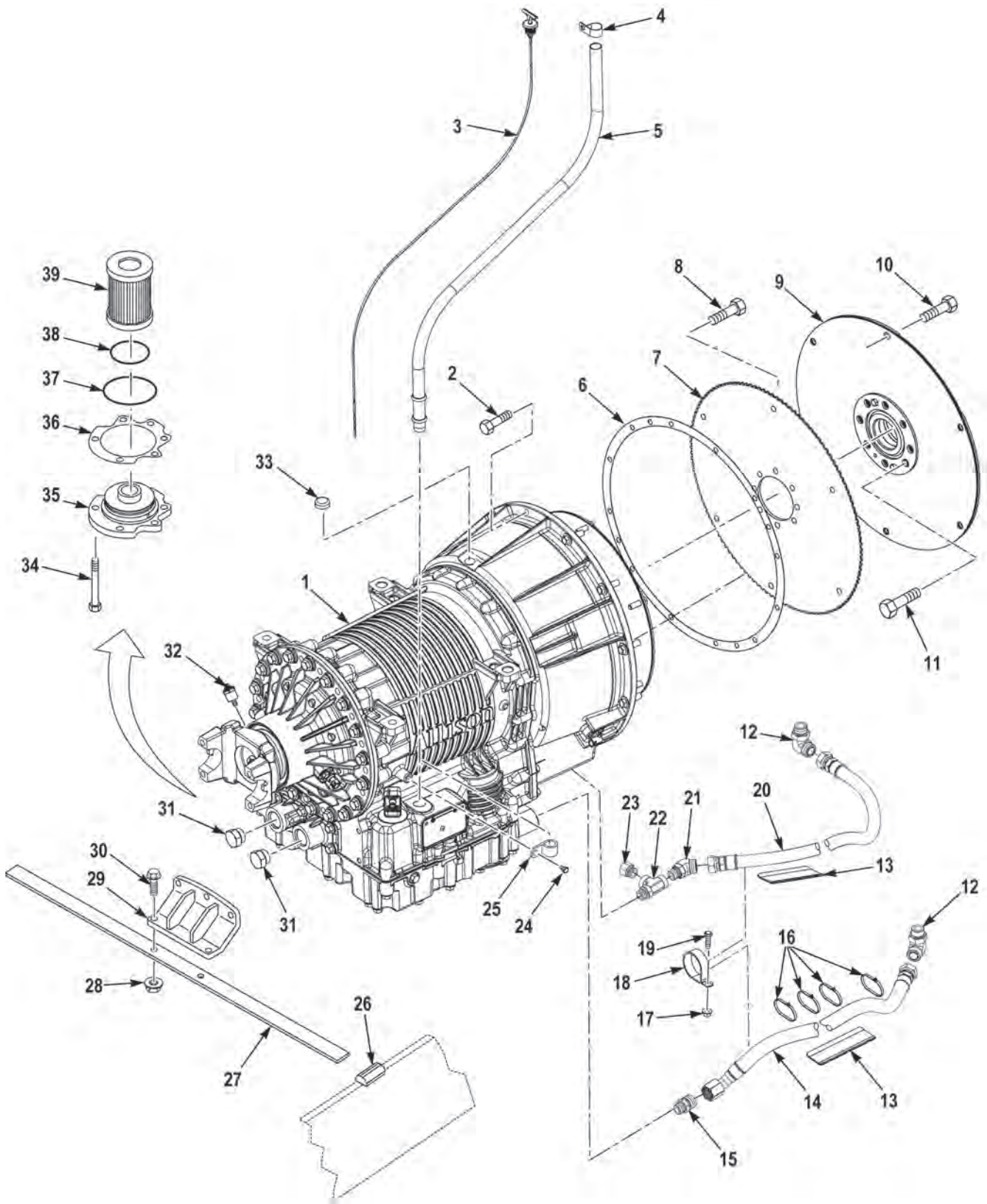


FIGURE 66 - TRANSMISSION ASSEMBLY (M1240)

(1) FIG.	(2) ITEM	(3) PART NO.	(4) DESCRIPTION	(5) QTY.	(6) U/M
			GROUP 0710 TRANSMISSION ASSEMBLY FIG. 66 TRANSMISSION ASSEMBLY (M1240)		
66	1	3855751	XSMN, 3500SP, TC418, NO PTO . . . . .	1	EA
66	2	3524927057	SCREW, FLANGE, HEXAGON M10-1.5 X 40 C10.9DG. . . . .	12	EA
66	3	3829278	DIPSTICK, XMSN . . . . .	1	EA
66	4	2287HX	CLIP, CUSHION . . . . .	1	EA
66	5	3829277	TUBE, XMSN CHECK-FILL . . . . .	1	EA
66	6	3489849	GASKET, #2 FLYWHEEL HOUSING . . . . .	1	EA
66	7	29511629	STARTER RING . . . . .	1	EA
66	8	11505232	BOLT . . . . .	10	EA
66	9	3678954	ENGINE ADAPT KIT, MD 3000, C7 . . . . .	1	EA
66	10	3243049	SCREW, CAP, HEXAGON HEAD, M10 X 1.50. . . . .	6	EA
66	11	3680157	BOLT KIT, CAT C7, CRANKSHAFT . . . . .	8	EA
66	12	1658580	FITTING, 90 16ORS-16ORG MM ST . . . . .	2	EA
66	13	3117509	PROTECTOR, HOSE 6 IN, BULK . . . . .	2	EA
66	14	3823691	HOSE ASSEMBLY #16 CR 2382 . . . . .	1	EA
66	15	3582514	FITTING, ST 12 ORG-350NPTF MF ST . . . . .	1	EA
66	16	5193HX	TIE, CABLE. . . . .	8	EA
66	17	1437220	NUT, SELF-LOCKING, EXTENDED WASHER, HEXAGON, .38-16 . . . . .	1	EA
66	18	3256916	CLIP, CUSHION 2.25 ID . . . . .	1	EA
66	19	715HX1	SCREW, CAP, HEXAGON . . . . .	1	EA
66	20	3823692	HOSE ASSEMBLY #16 CR 2886 . . . . .	1	EA
66	21	1781290	FITTING, 45 16ORS-12ORG MM ST . . . . .	1	EA
66	22	3705394	FITTING, T, 12ORG-12ORG-12ORG . . . . .	1	EA
66	23	1633090	FITTING, ST 16ORS-12ORG MM ST . . . . .	1	EA
66	24	3271706	BOLT, DIPSTICK, HD XSMN S TAP . . . . .	1	EA
66	25	3271705	CLIP, DIPSTICK, HD XSMN . . . . .	1	EA
66	26	3823565	PAD, XMSN SPRING WEAR . . . . .	2	EA
66	27	3823457	SPRING, XMSN SUPPORT . . . . .	1	EA
66	28	3524928003	NUT, SELF-LOCKING, HEXAGON HEAD, M10-1.5 C10 . . . . .	2	EA
66	29	3823448	BRACKET, RR, XMSN MOUNT . . . . .	1	EA
66	30	35249270055	SCREW, FLANGED, HEXAGON HEAD, M10-1.50 X 30. . . . .	2	EA
66	31	106306A	FITTING, PLUG 16 ORG. . . . .	2	EA
66	32	10981GX	SENDING UNIT . . . . .	1	EA
66	33	23047102	BREATHER, TRANSMISSION . . . . .	1	EA
66	34	29541274	BOLT, M10 X 1.5 X 100MM. . . . .	6	EA
66	35	29524447	COVER, FILTER . . . . .	2	EA

(1) FIG.	(2) ITEM	(3) PART NO.	(4) DESCRIPTION	(5) QTY.	(6) U/M
66	36	29524449	GASKET, FILTER COVER .....	2	EA
66	37	29548953	O-RING, 85.3 MM ID .....	2	EA
66	38	29507437	O-RING, 82.3 MM ID .....	2	EA
66	39	29545780	TRANSMISSION OIL FILTER.....	2	EA

END OF FIGURE

---

**FIELD AND SUSTAINMENT MAINTENANCE  
TRANSFER CASE ASSEMBLY (M1240)**

---

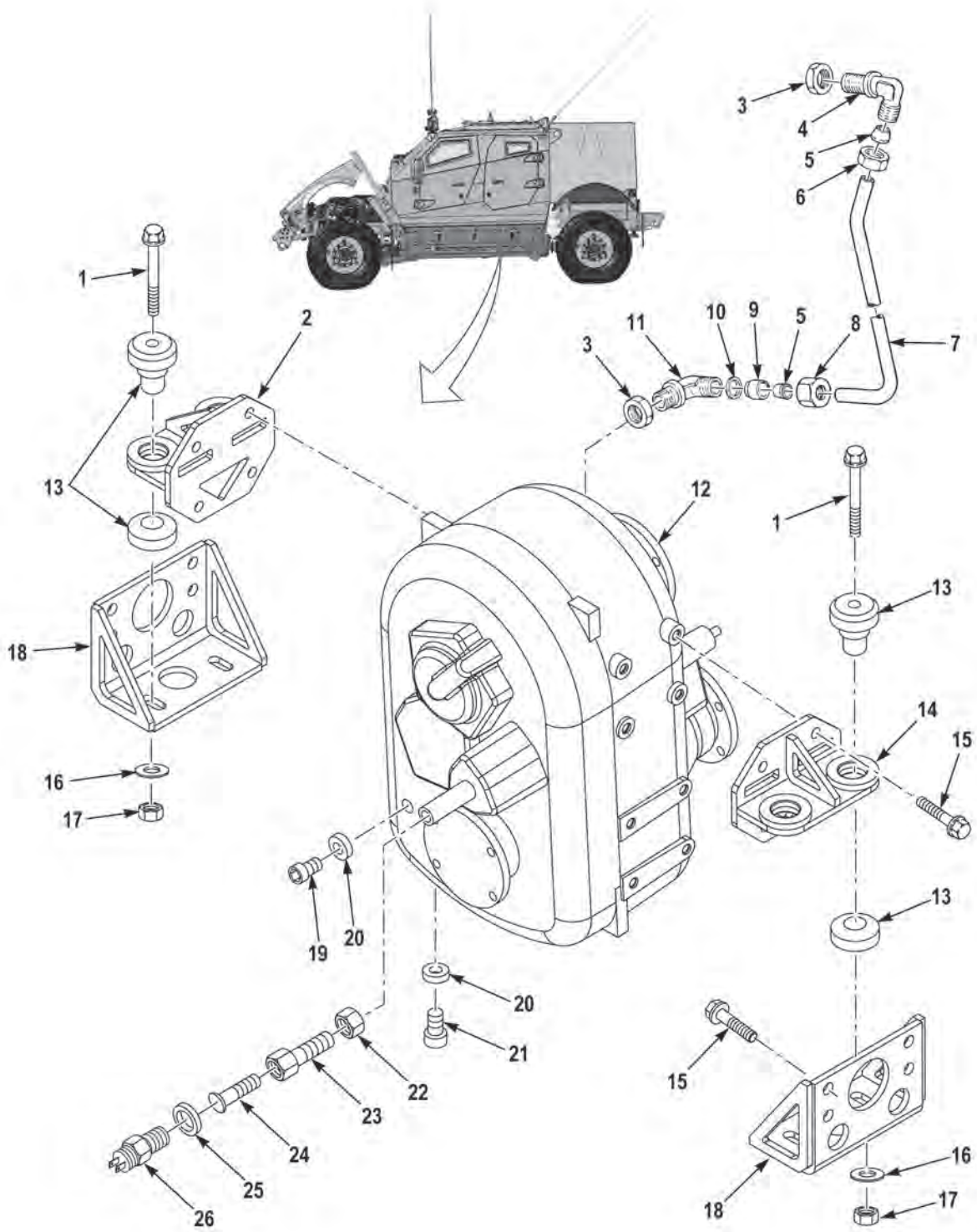


FIGURE 67 - TRANSFER CASE ASSEMBLY (M1240)

(1) FIG.	(2) ITEM	(3) PART NO.	(4) DESCRIPTION	(5) QTY.	(6) U/M
			GROUP 0801 TRANSFER CASE ASSEMBLY FIG. 67 TRANSFER CASE ASSEMBLY (M1240)		
67	1	3524927117	SCREW, FLANGED, HEXAGON HEAD, M14-2.0 X 40. ....	4	EA
67	2	3822541	BRACKET, TCASE, RH .....	1	EA
67	3	MVG75-1040	NUT. ....	2	EA
67	4	MVG75-1037	ELBOW. ....	1	EA
67	5	MVG75-1044	CUTTING RING .....	2	EA
67	6	MVG75-1038	UNION NUT .....	1	EA
67	7	MVG75-1036	SUCTION PIPE. ....	1	EA
67	8	MVG75-1041	UNION NUT .....	1	EA
67	9	MVG75-1043	PRESSURE RING .....	1	EA
67	10	MVG75-1042	SEALING RING. ....	1	EA
67	11	MVG75-1039	ELBOW. ....	1	EA
67	12	3817191	TRANSFER CASE, MVG-750. ....	1	EA
67	13	127325A	MOUNT, BISCUIT .....	4	EA
67	14	3822542	BRACKET, T-CASE, LH .....	1	EA
67	15	3524927158	SCREW, FLANGED, HEXAGON HEAD, M16-2.0 X 110. ....	16	EA
67	16	127326A	WASHER, FLAT .....	4	EA
67	17	3524928006	NUT, SELF-LOCKING, HEXAGON HEAD, M16-2.0 C10. ....	4	EA
67	18	3822600	BRACKET, T-CASE MOUNT, LOWER WELDMENT .....	2	EA
67	19	MVG75-1012	FILL PLUG .....	1	EA
67	20	MVG12-1010	SEALING RING. ....	2	EA
67	21	MVG75-1005	DRAIN PLUG .....	1	EA
67	22	MVG75-1091	ADJUSTABLE SCREW. ....	1	EA
67	23	MVG20-1091	PIN .....	1	EA
67	24	MVG75-1096	PRESSURE SWITCH. ....	1	EA
67	25	MVG12-1040	SEALING RING. ....	1	EA
67	26	MVG75-1092	HEX NUT .....	1	EA

END OF FIGURE





---

**FIELD AND SUSTAINMENT MAINTENANCE  
TRANSFER CASE MOUNTING HARDWARE (M1240A1)**

---

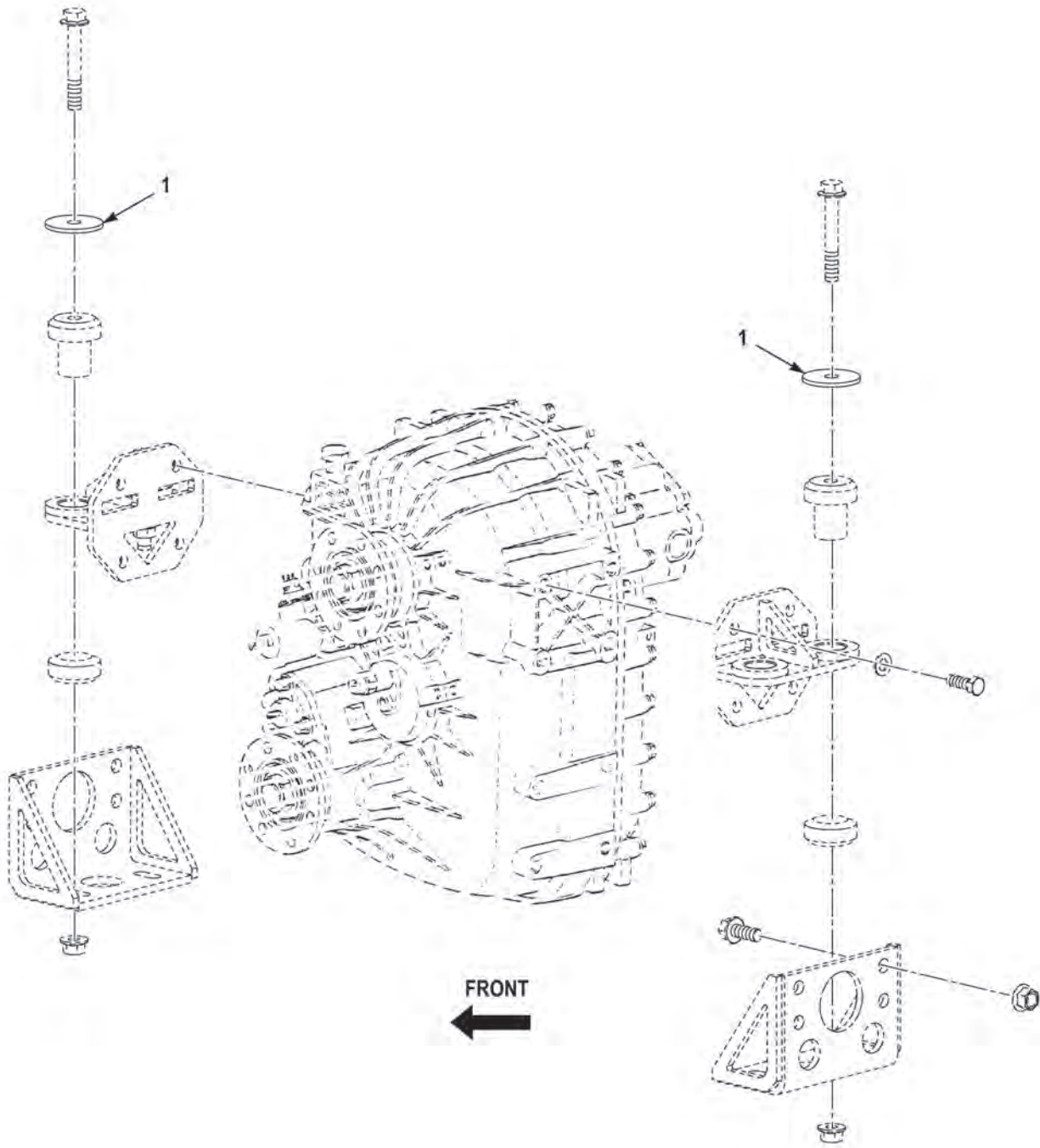


FIGURE 68 - TRANSFER CASE MOUNTING HARDWARE (M1240A1)

(1) FIG.	(2) ITEM	(3) PART NO.	(4) DESCRIPTION	(5) QTY.	(6) U/M
			GROUP 0801 TRANSFER CASE ASSEMBLY FIG. 68 TRANSFER CASE MOUNTING HARDWARE (M1240A1)		
68	1	9810145-03	WASHER,FLAT,.62 X 2.81 X .19 ZY.....	4	EA

END OF FIGURE



---

**FIELD AND SUSTAINMENT MAINTENANCE  
DRIVE SHAFTS (M1240)**

---

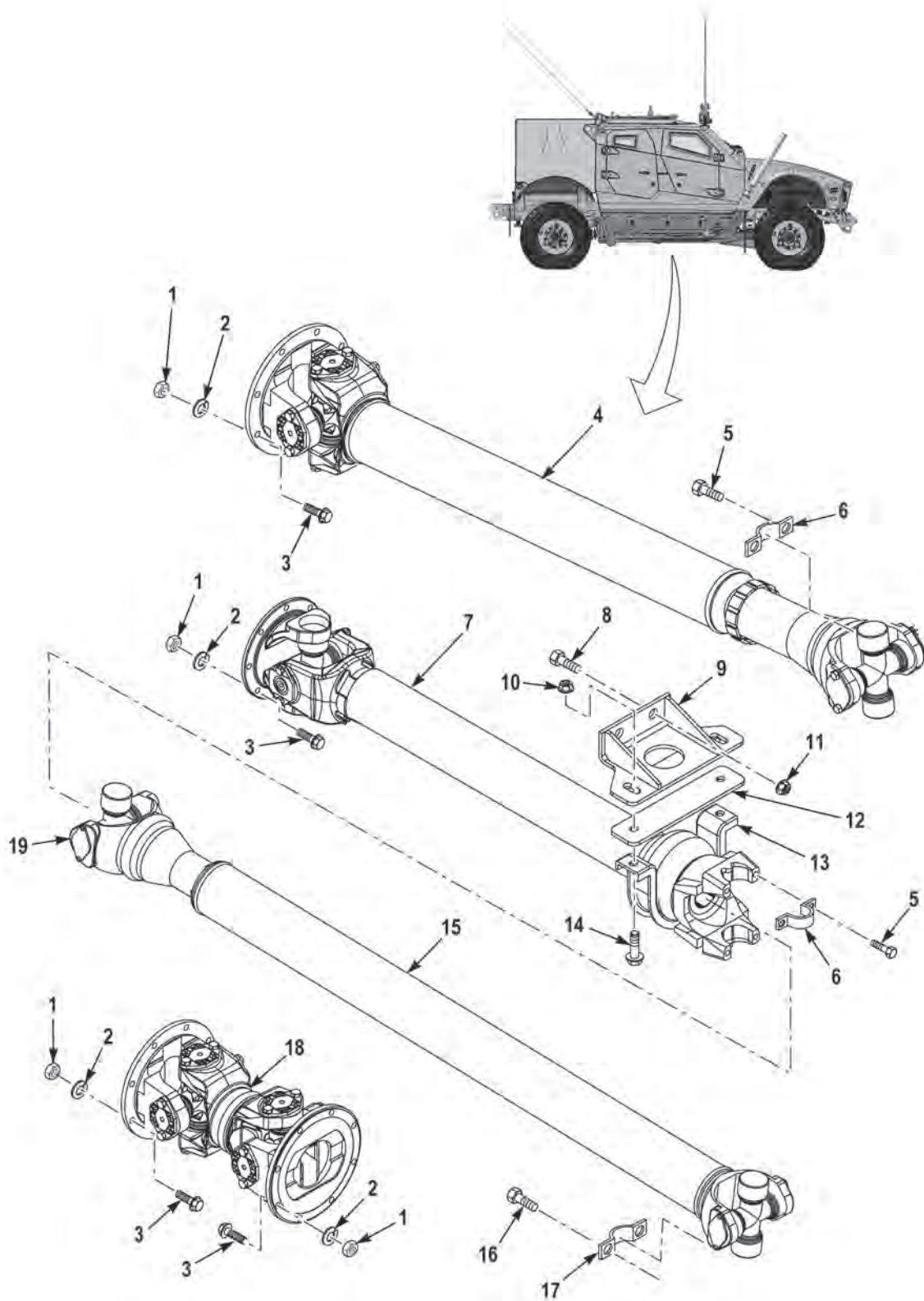


FIGURE 69 - DRIVE SHAFTS (M1240)

(1) FIG.	(2) ITEM	(3) PART NO.	(4) DESCRIPTION	(5) QTY.	(6) U/M
			GROUP 0900 PROPELLOR SHAFT FIG. 69 DRIVE SHAFTS (M1240)		
69	1	373AX2	NUT, HEX .38 - 24 G8 PO. ....	32	EA
69	2	351AX	WASH, LK, SPLIT .38 X .68 X .09 ZY HDN .....	32	EA
69	3	17DS41	SCREW, CAP, HEX .38 - 24 X 1.25 G8 SPL .....	32	EA
69	4	3819648	PROPSHAFT, 1710 HR .....	1	EA
69	5	1585290	SCREW, CAP, 12P, NY .50 - 20 X 1.00 NS UF. ....	4	EA
69	6	1585280	BEARING STRAP, 1710 .....	2	EA
69	7	3820641	CENTERSHAFT, 1610 .....	1	EA
69	8	120622A	SCREW, FLG, HEX .62 - 11 X 2.50 G8 PO. ....	2	EA
69	9	3820378	BRACKET, PROPSHAFT SUPPORT .....	1	EA
69	10	110310A	NUT, FLG, LKSP .50 - 13 G8 PO .....	2	EA
69	11	110311A	NUT, FLG, LKSP .62 - 11 G8 PO .....	2	EA
69	12	3822340	SPACER, PSHAFT CENTER BEARING .....	1	EA
69	13	3820378	BRKT, PROPSHAFT SUPORT, WLDMT .....	1	EA
69	14	115293A	SCREW, FLG, HEX .50 - 13 X 1.50 G8 PO .....	2	EA
69	15	3799167	PROPSHAFT, 1610 HR .....	1	EA
69	16	1721730	SCREW, CAP, 12P, NY .38 - 24 X .75 G8 UF. ....	8	EA
69	17	1721740	BEARING STRAP, 1610 .....	4	EA
69	18	3818351	PROPSHAFT, 1710, FLG .....	1	EA
69	19	2FP111	U-JOINT .....	2	EA

END OF FIGURE

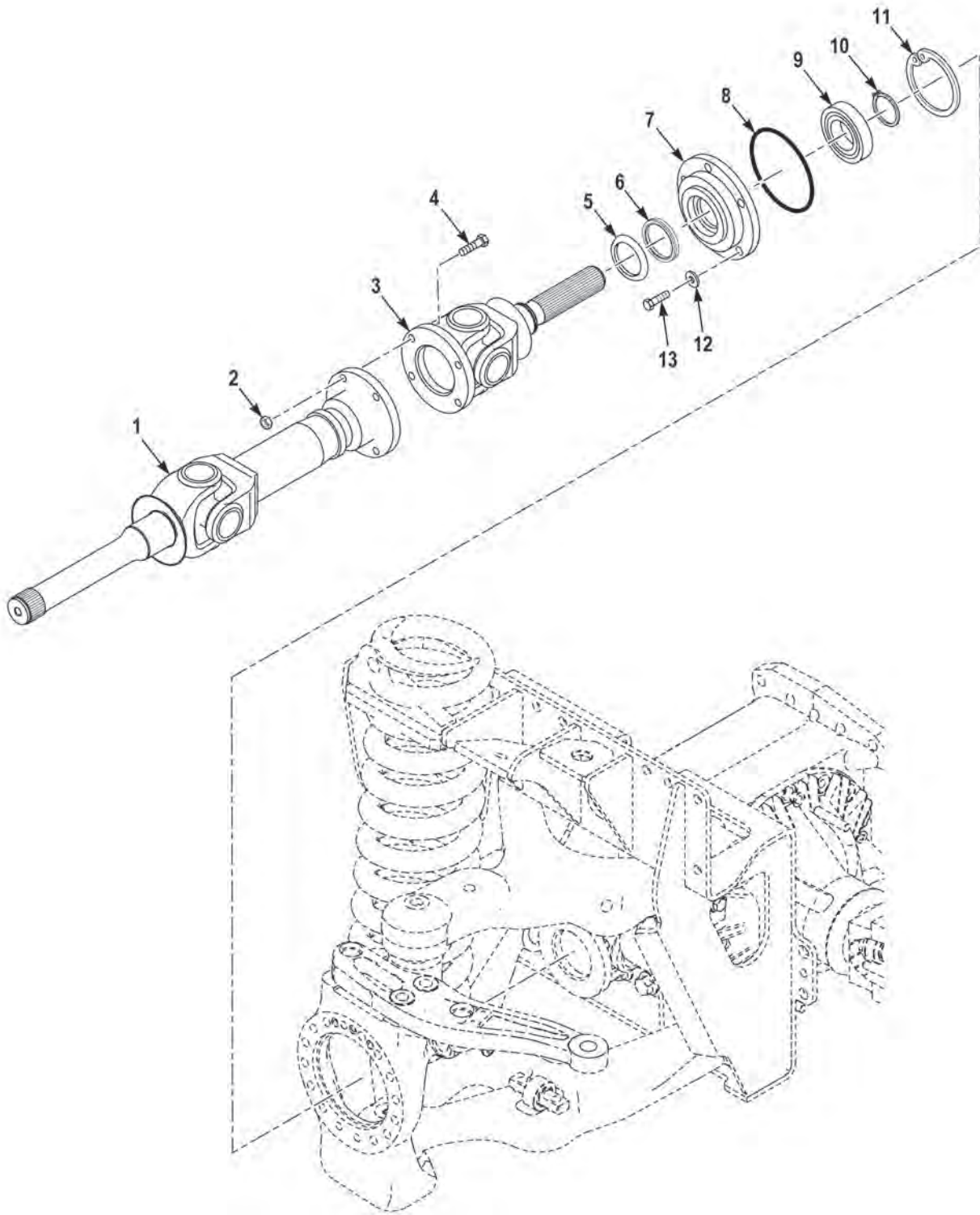




---

**FIELD AND SUSTAINMENT MAINTENANCE  
HALF SHAFT ASSEMBLY (M1240)**

---



**FIGURE 70 - HALF SHAFT ASSEMBLY (M1240)**

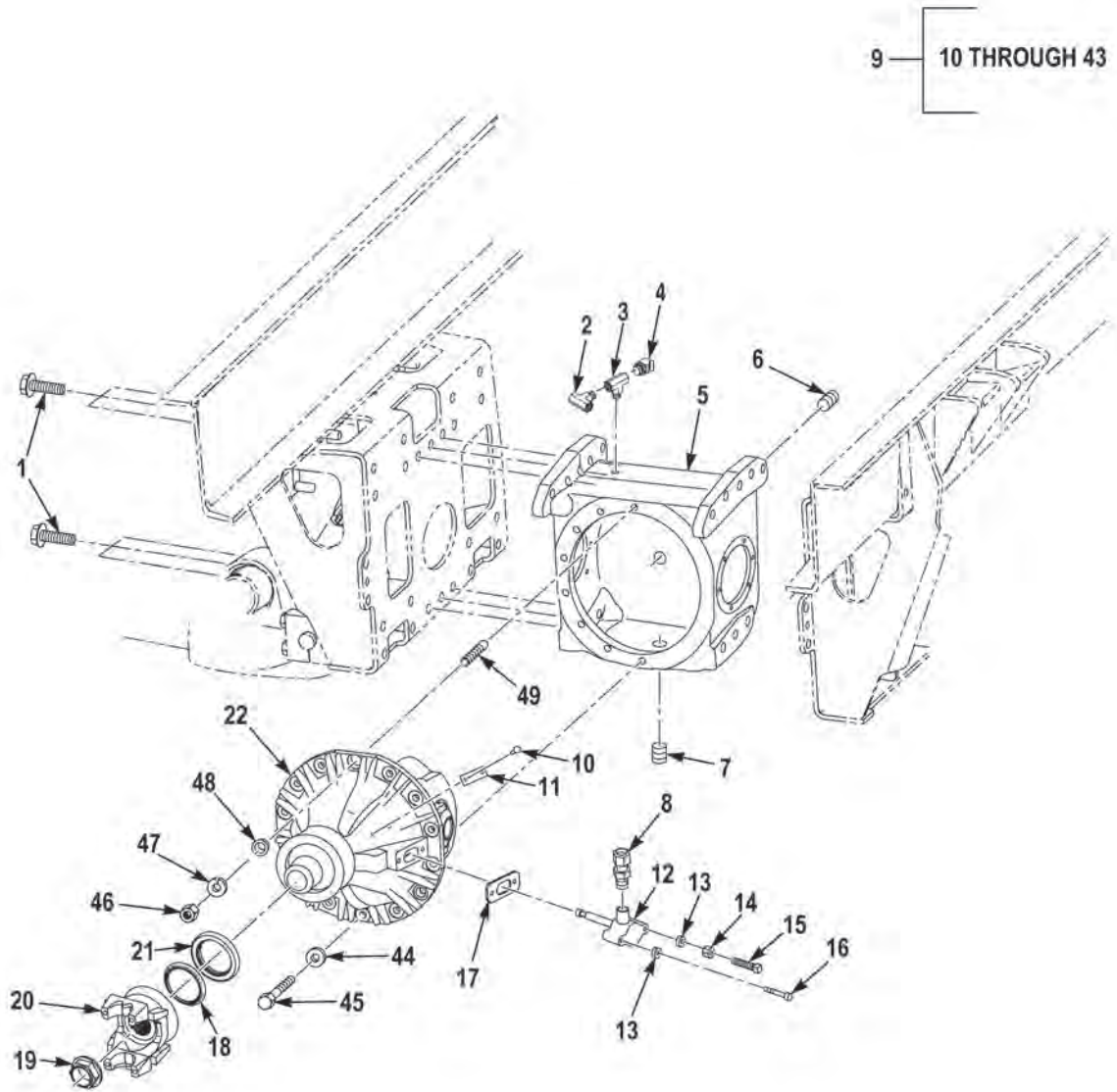
(1) FIG.	(2) ITEM	(3) PART NO.	(4) DESCRIPTION	(5) QTY.	(6) U/M
			GROUP 0900 PROPELLOR SHAFTS		
			FIG. 70 HALF SHAFT ASSEMBLY (M1240)		
70	1	3449560	*FRONT HALFSHAFT, OUTER CV . . . . .	1	EA
70	1	3467903	*REAR HALFSHAFT, OUTER CV. . . . .	1	EA
70	2	3281203	NUT, SELF-LOCKING HEXAGON, M12 X 1 3/4 . . . .	4	EA
70	3	3354292	HALFSHAFT, INNER . . . . .	1	EA
70	4	2CF854	SCREW, CAP, HEXAGON HEAD, M12-1 3/4. . . . .	4	EA
70	5	3019002	SEAL, PLAIN, ENCASED . . . . .	1	EA
70	6	3019001	SEAL, SHAFT. . . . .	1	EA
70	7	3195197	HOUSING, BEARING . . . . .	1	EA
70	8	3018994	O-RING. . . . .	1	EA
70	9	3019000	BEARING, PLAIN . . . . .	1	EA
70	10	3018998	RING, RETAINING . . . . .	1	EA
70	11	3018999	RING, RETAINING . . . . .	1	EA
70	12	3276356	WASHER, FLAT, 11-32. . . . .	6	EA
70	13	3278917	SCREW, CAP, HEXAGON HEAD, 5/16-18 X 1 1/4 . .	6	EA

\*QTY, PER SIDE

END OF FIGURE



**FIELD AND SUSTAINMENT MAINTENANCE  
FRONT DIFFERENTIAL ASSEMBLY (M1240)**



**FIGURE 71 - FRONT DIFFERENTIAL ASSEMBLY (M1240) (SHEET 1 OF 2)**

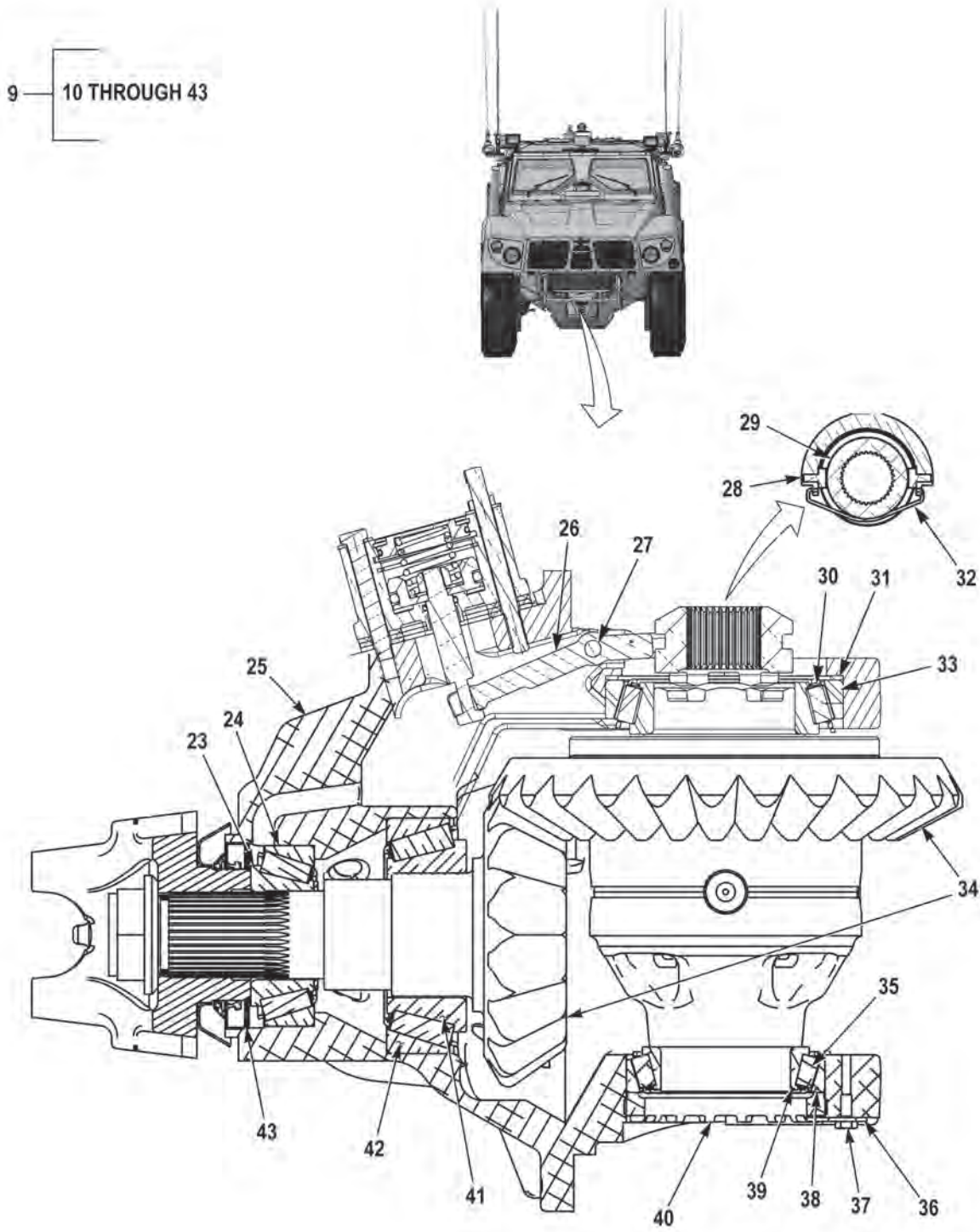


FIGURE 71 - FRONT DIFFERENTIAL ASSEMBLY (M1240) (SHEET 2 OF 2)

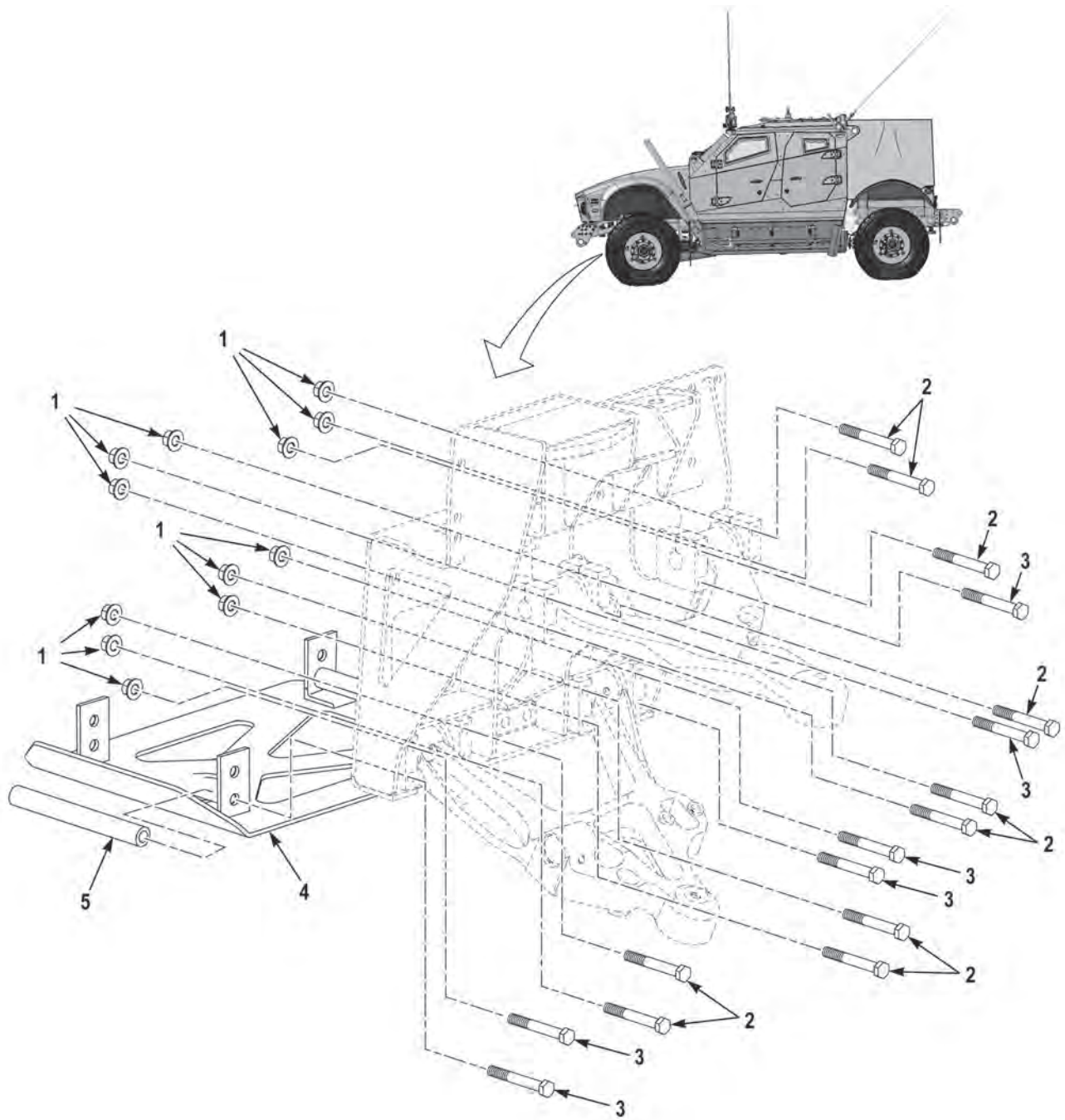
(1) FIG.	(2) ITEM	(3) PART NO.	(4) DESCRIPTION	(5) QTY.	(6) U/M
			GROUP 1002 FRONT DIFFERENTIAL		
			FIG. 71 FRONT DIFFERENTIAL ASSEMBLY (M1240)		
71	1	1337720	SCREW, CAP, HEXAGON HEAD, 3/4-10 X 2 1/2 . . .	12	EA
71	2	1412370	FITTING,T 6NPT FFM BR. . . . .	1	EA
71	3	3536453	FITTING,T 6PTC-6PTC-6NPT FFM PL. . . . .	1	EA
71	4	3536462	FITTING, 45 6PTC-6NPT FM PL . . . . .	1	EA
71	5	3817499	HOUSING, FRONT DIFF . . . . .	1	EA
71	6	51547AX	PLUG, MACHINE THREADED . . . . .	1	EA
71	7	2222HX	PLUG, PIPE, MAGNETIC . . . . .	1	EA
71	8	4232FX1	ADAPTER, STRAIGHT. . . . .	1	EA
71	9	3000128	DIFFERENTIAL, FRONT . . . . .	1	EA
71	10	1538800	.TACK . . . . .	4	EA
71	11	3668837	.LABEL, SERIAL#, UID. . . . .	1	EA
71	12	3283677	.CHAMBER, AIR BRAKE . . . . .	1	EA
71	13	3268987	.WASHER, FLAT, 3/8 . . . . .	2	EA
71	14	3368965	.NUT, PLAIN, HEXAGON, 3/8-16 . . . . .	1	EA
71	15	3367800	.SCR, SET, SQ .38-16 X 4.00 DA . . . . .	1	EA
71	16	3292793	.SCREW, CAP, HEXAGON HEAD, 3/8-16 X 2 3/4 . . .	1	EA
71	17	3243772	.PLATE . . . . .	1	EA
71	18	3243769	.SEAL, V-RING 3.000 . . . . .	1	EA
71	19	3000247	.NUT, SELF-LOCKING, HEXAGON, 1 3/4-12. . . . .	1	EA
71	20	3244035	.YOKE, 1610 HALFROND END . . . . .	1	EA
71	21	3243762	.SEAL, LIP 3.00. . . . .	1	EA
71	22	3000128XA	.DIFFERENTIAL, FRONT . . . . .	1	EA
71	23	9RS23	.CONE. . . . .	1	EA
71	24	9RS27	.CUP . . . . .	1	EA
71	25	3000228	.AXLE HOUSING, MACHINING . . . . .	1	EA
71	26	3354362	.FORK, SHIFT, 20 . . . . .	1	EA
71	27	3244032	.PIN, DOWEL .375 X 3.00. . . . .	1	EA
71	28	3000240	.PIN, DIFFERENTIAL LOCK GUIDE . . . . .	2	EA
71	29	3000238	.CLUTCH COLLAR, LOWER . . . . .	1	EA
71	30	6121SR	.BEARING, CONE 3.187 ID . . . . .	1	EA
71	31	3289295	.HF-SHIM FAMILY, 4.80 ID X 5.37 . . . . .	1	EA
71	32	3354471	.CLIP, CLUTCH COLLAR . . . . .	1	EA
71	33	6122SR	.BEARING, CUP, 5.375 OD. . . . .	1	EA
71	34	3247676	.DIFFERENTIAL SUB ASSEMBLY, RH . . . . .	1	EA
71	35	3244027	.BEARING, BALL. . . . .	1	EA
71	36	3000242	.PLATE, RETAINER . . . . .	1	EA
71	37	2109HX1	.SCR, CAP, HEXAGON, .25-20 X .62 G5 ZY . . . . .	1	EA
71	38	29321AX	.BEARING, CUP, 4.5276 OD. . . . .	1	EA

(1) FIG.	(2) ITEM	(3) PART NO.	(4) DESCRIPTION	(5) QTY.	(6) U/M
71	39	450TA670	.BEARING, CONE, 2.9528 ID . . . . .	1	EA
71	40	3000243	.NUT, SPL, 4.62-12 NS UF . . . . .	1	EA
71	41	2017380	.CONE, BEARING . . . . .	1	EA
71	42	2017410	.CUP, BEARING . . . . .	1	EA
71	43	3289296	.HF-SHIM FAMILY, 2.02 ID X 2.48 . . . . .	1	EA
71	44	3244044	WASHER, FLAT, 9/16 . . . . .	11	EA
71	45	3281754	SCREW, CAP, HEXAGON HEAD, 9/16-12 X 1 3/4 . . . . .	11	EA
71	46	3274614	NUT, PLAIN, HEXAGON, 9/16-18. . . . .	3	EA
71	47	1765HX	WASHER, LOCK, SPLIT, .56 X .97 X .14 ZY HDN . . .	3	EA
71	48	3244028	DOWEL, TAPERED . . . . .	3	EA
71	49	3244462	STUD, PLAIN, .56-18 X 1.50 G8. . . . .	3	EA

END OF FIGURE



**FIELD AND SUSTAINMENT MAINTENANCE  
CONTROL ARM ASSEMBLY (M1240)**



**FIGURE 72 - CONTROL ARM ASSEMBLY (M1240) (SHEET 1 OF 2)**

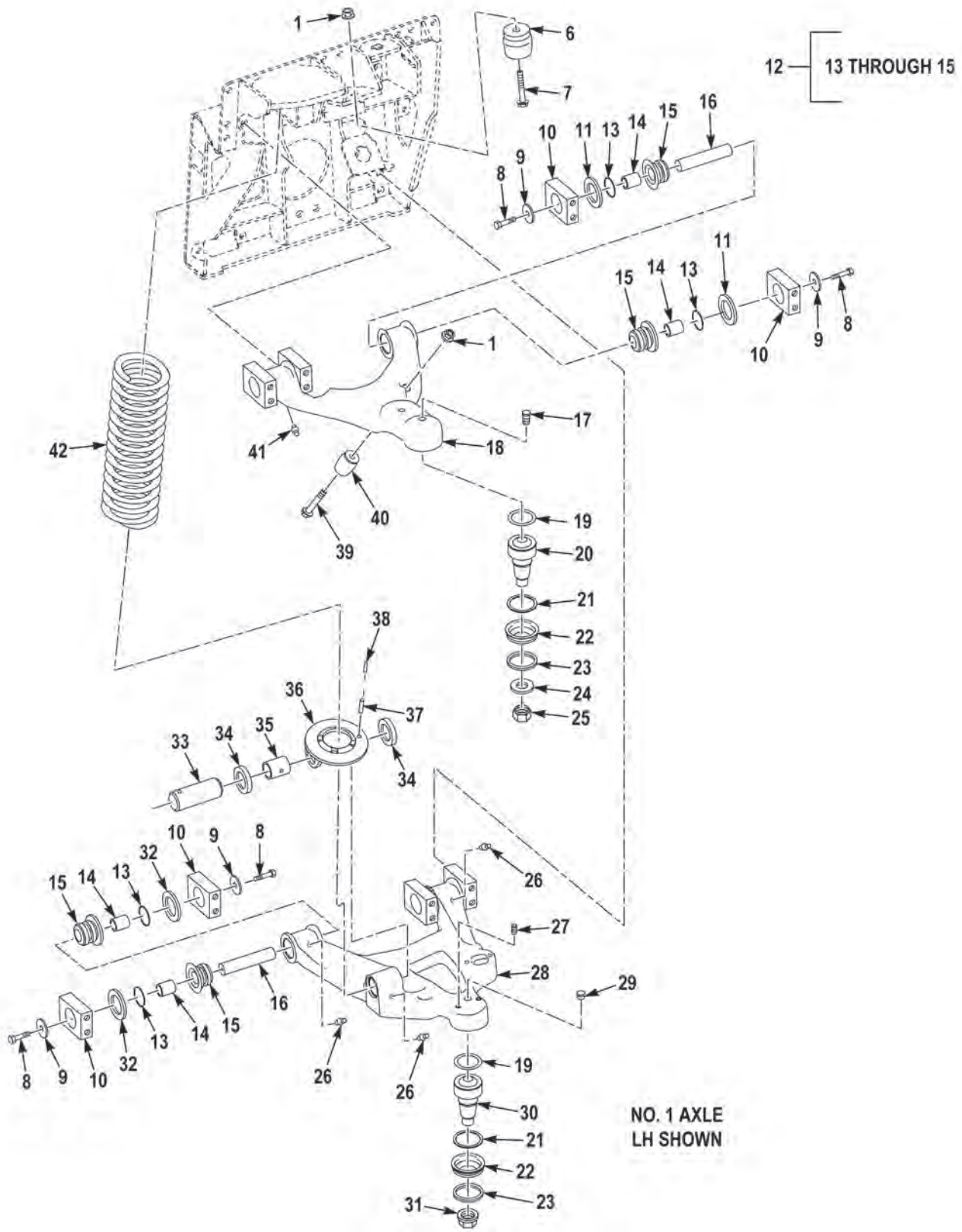


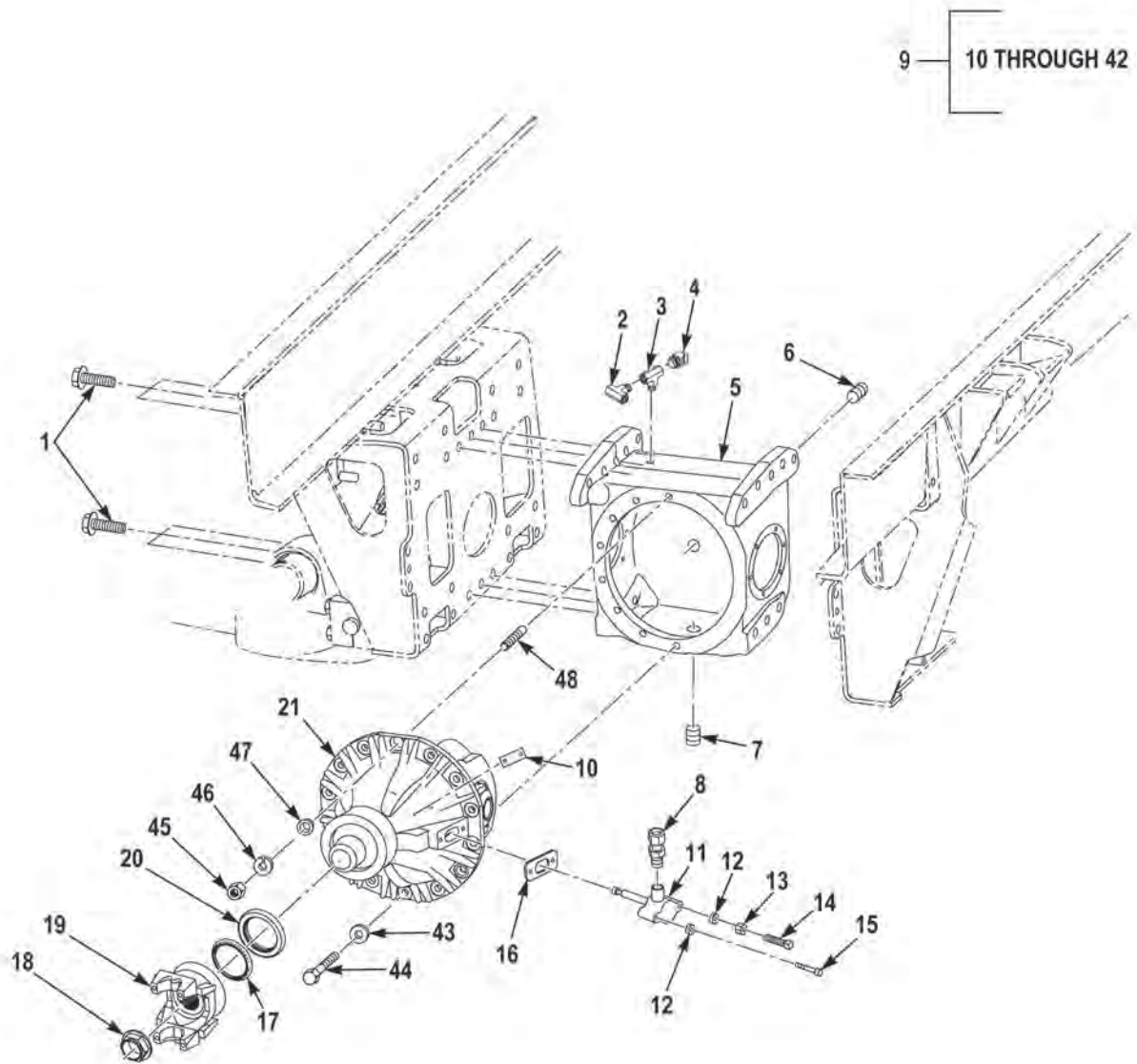
FIGURE 72 - CONTROL ARM ASSEMBLY (M1240) (SHEET 2 OF 2)

(1) FIG.	(2) ITEM	(3) PART NO.	(4) DESCRIPTION	(5) QTY.	(6) U/M
			GROUP 1004 CONTROL ARM FIG. 72 CONTROL ARM SASSEMBLY (M1240)		
72	1	110312A	NUT, SELF-LOCKING, 3/4-10 . . . . .	14	EA
72	2	1325670	BOLT, MACHINE, 3/4-10 X 5.50 . . . . .	10	EA
72	3	64817AX	SCREW, CAP, HEXAGON HEAD, 3/4-10 X 6.00 . . . .	6	EA
72	4	3819356	SKID PLATE . . . . .	1	EA
72	5	3818339	BAR, SKID PLATE . . . . .	2	EA
72	6	3058553	BUMPER. . . . .	1	EA
72	7	111454A	SCREW, CAP, HEXAGON HEAD, 3/4-10 X 2 1/4 . . .	1	EA
72	8	47854AX	SCREW, CAP, HEXAGON, 5/16-18 X 1 . . . . .	4	EA
72	9	3183513	WASHER, FLAT . . . . .	4	EA
72	10	3818364	BLOCK, CONTROL ARM PIVOT . . . . .	4	EA
72	11	3239290	THRUST WASHER . . . . .	4	EA
72	12	3242641	BUSHING ASSEMBLY, CONTROL ARM PIVOT . . . .	8	EA
72	13	3242640	.SEAL, 1.375 ID X 1.75 OD X .25 . . . . .	1	EA
72	14	3242638	.BEARING, 1.375ID X 1.54OD ACETAL . . . . .	1	EA
72	15	3242639	.BUSHING, CONTROL ARM. . . . .	1	EA
72	16	3242637	PIN, CONTROL ARM PIVOT . . . . .	2	EA
72	17	350AX	FITTING, PLUG. . . . .	1	EA
72	18	3195171	CONTROL ARM, UPPER, RH . . . . .	1	EA
72	18	3195169	CONTROL ARM, UPPER, LH. . . . .	1	EA
72	19	3022634	SHIM . . . . .	1	EA
72	19	3336790	SHIM . . . . .	1	EA
72	19	3337875	SHIM . . . . .	1	EA
72	20	3479345	BALL JOINT, FULL . . . . .	1	EA
72	21	3022635	SNAP RING . . . . .	1	EA
72	22	3388047	BOOT, BALL JOINT . . . . .	1	EA
72	23	3415050	RING, BALL JOINT BOOT . . . . .	1	EA
72	24	3270088	WASHER, FLAT . . . . .	1	EA
72	25	3046111	NUT, JAM . . . . .	1	EA
72	26	3175727	ZERK, GREASE . . . . .	3	EA
72	27	3244468	PLUG, EXPANSION 6MM . . . . .	2	EA
72	28	3829435	CONTROL ARM, LOWER, LH . . . . .	1	EA
72	28	3829194	CONTROL ARM, LOWER, RH. . . . .	1	EA
72	29	3250827	FITTING, PLUG ORS . . . . .	1	EA
72	30	3831461	BALL JOINT, FULL . . . . .	1	EA
72	31	3831417	NUT, FLANGED . . . . .	1	EA
72	32	3338757	THRUST WASHER . . . . .	4	EA
72	33	3179517	PIN, SPRING PIVOT. . . . .	1	EA
72	34	3258323	SEAL . . . . .	2	EA

(1) FIG.	(2) ITEM	(3) PART NO.	(4) DESCRIPTION	(5) QTY.	(6) U/M
72	35	3196631	BEARING, PL . . . . .	2	EA
72	36	3820877	SEAT, SPRING 5.12 PILOT FRONT AXLE . . . . .	1	EA
72	36	3226772	SEAT, SPRING 5.22 PILOT REAR AXLE . . . . .	1	EA
72	37	3294622	PIN, ROLL . . . . .	1	EA
72	38	3352956	PIN, SPRING . . . . .	1	EA
72	39	1317120	SCREW, CAP, HEXAGON HEAD, 3/4-10 X 3.50 . . . . .	1	EA
72	40	3007908	BUMPER . . . . .	1	EA
72	41	3244466	ZERK, GREASE . . . . .	2	EA
72	42	3649291	SPRING, COIL, 15K, FRONT . . . . .	2	EA
72	42	3819371	SPRING, COIL, 15K, REAR . . . . .	2	EA

END OF FIGURE

**FIELD AND SUSTAINMENT MAINTENANCE  
REAR DIFFERENTIAL ASSEMBLY (M1240)**



**FIGURE 73 - REAR DIFFERENTIAL ASSEMBLY (M1240) (SHEET 1 OF 2)**



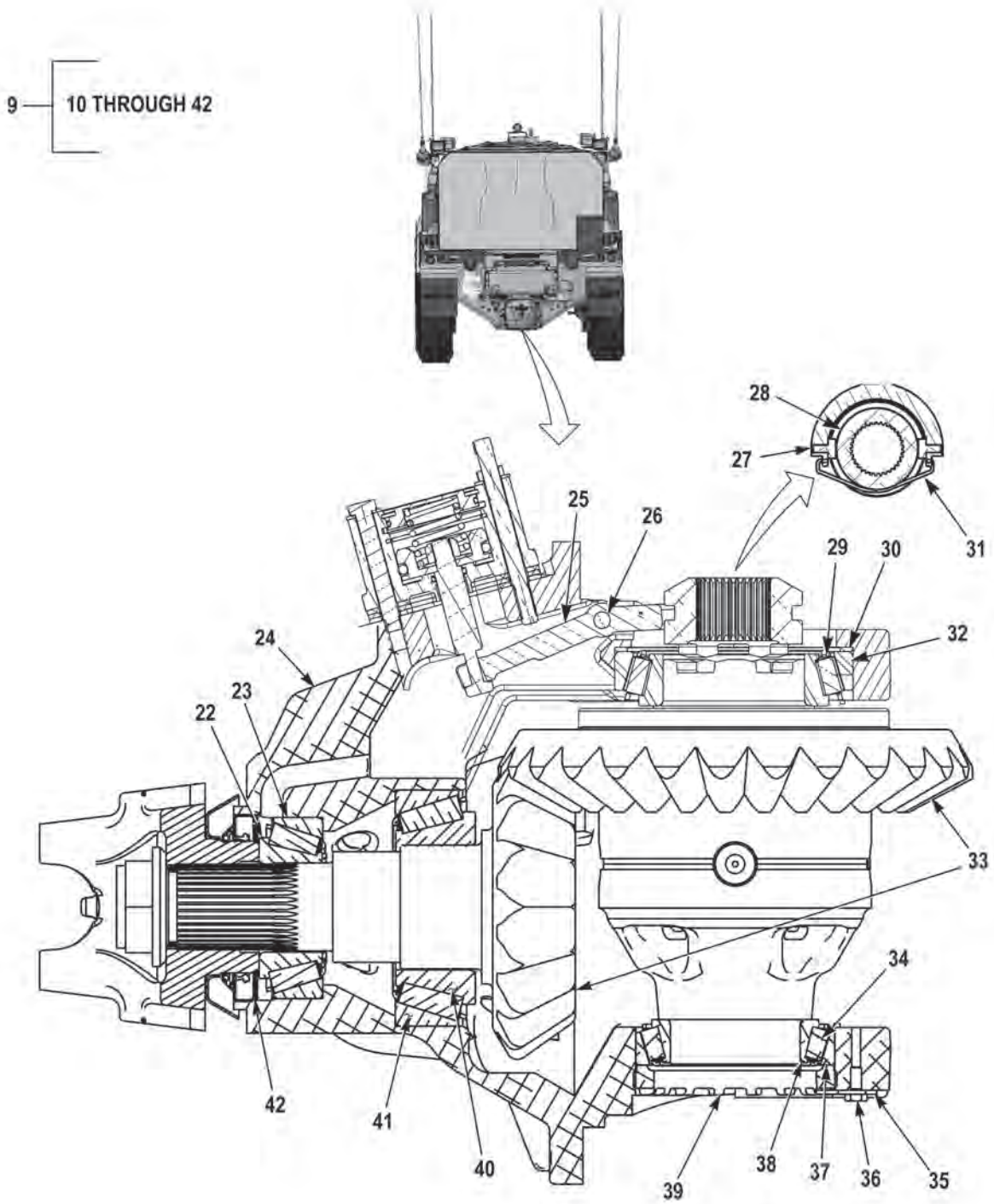


FIGURE 73 - REAR DIFFERENTIAL ASSEMBLY (M1240) (SHEET 2 OF 2)

(1) FIG.	(2) ITEM	(3) PART NO.	(4) DESCRIPTION	(5) QTY.	(6) U/M
			GROUP 1102 REAR DIFFERENTIAL		
			FIG. 73 REAR DIFFERENTIAL ASSEMBLY (M1240)		
73	1	1337720	SCREW, CAP, HEXAGON HEAD, 3/4-10 X 2 1/2 . . .	12	EA
73	2	1412370	FITTING,T 6NPT FFM BR. . . . .	1	EA
73	3	3536453	FITTING,T 6PTC-6PTC-6NPT FFM PL. . . . .	1	EA
73	4	3536462	FITTING, 45 6PTC-6NPT FM PL . . . . .	1	EA
73	5	3817500	HOUSING, REAR DIFFERENTIAL . . . . .	1	EA
73	6	51547AX	PLUG, MACHINE THREAD . . . . .	1	EA
73	7	2222HX	PLUG, PIPE, MAGNETIC . . . . .	1	EA
73	8	4232FX1	ADAPTER, STRAIGHT. . . . .	1	EA
73	9	3849774	DIFFERENTIAL, REAR. . . . .	1	EA
73	10	3668837	. LABEL, SERIAL#, UID . . . . .	1	EA
73	11	3283677	. CHAMBER, AIR BRAKE . . . . .	1	EA
73	12	3268987	. WASHER, FLAT, 3/8 . . . . .	2	EA
73	13	3368965	. NUT, JAM, .38-16 G8 ZY . . . . .	1	EA
73	14	3367800	. SCREW, SET, SQ .38-16 X 4.00 DA. . . . .	1	EA
73	15	3292793	. SCREW, CAP, HEXAGON HEAD, 3/8-16 X 2 3/4 . .	1	EA
73	16	3243772	. PLATE. . . . .	1	EA
73	17	3243769	. SEAL, V-RING 3.000. . . . .	1	EA
73	18	3000247	. NUT, HEXAGON, 1.75-12NS UF . . . . .	1	EA
73	19	3819647	. YOKE, 1710 HALFROUND END . . . . .	1	EA
73	20	3243762	. SEAL, LIP 3.00 . . . . .	1	EA
73	21	3833879XA	. DIFFERENTIAL, REAR. . . . .	1	EA
73	22	9RS23	. CONE . . . . .	1	EA
73	23	9RS27	. CUP. . . . .	1	EA
73	24	3000228	. AXLE HOUSING, MACHINING. . . . .	1	EA
73	25	3354362	. FORK, SHIFT, 20 DEG . . . . .	1	EA
73	26	3244032	. PIN, DOWEL, .375 X 3.00. . . . .	1	EA
73	27	3000240	. PIN, DIFFERENTIAL LOCK GUIDE . . . . .	2	EA
73	28	3000238	. CLUTCH COLLAR, LOWER. . . . .	1	EA
73	29	6121SR	. BEARING, CONE 3.187 ID . . . . .	1	EA
73	30	3289295	. HF-SHIM FAMILY, 4.80 ID X 5.37 . . . . .	1	EA
73	31	3354471	. CLIP, CLUTCH COLLAR. . . . .	1	EA
73	32	6122SR	. BEARING, CUP 5.375 OD . . . . .	1	EA
73	33	3247678	. DIFFERENTIAL SUB ASSEMBLY, LH . . . . .	1	EA
73	34	3244027	. BEARING, BALL . . . . .	1	EA
73	35	3000242	. PLATE, RETAINER. . . . .	1	EA
73	36	2109HX1	. SCREW, CAP, HEXAGON HEAD, .25-20 X .62 . . . .	1	EA
73	37	29321AX	. BEARING, CUP 4.5276 OD . . . . .	1	EA
73	38	450TA670	. BEARING, CONE 2.9528 ID . . . . .	1	EA

(1) FIG.	(2) ITEM	(3) PART NO.	(4) DESCRIPTION	(5) QTY.	(6) U/M
73	39	3000243	. NUT, SPL, 4.62-12 NS UF . . . . .	1	EA
73	40	2017380	. CONE, BEARING . . . . .	1	EA
73	41	2017410	. CUP, BEARING . . . . .	1	EA
73	42	3289296	. H-SHIM FAMILY, 2.02 ID X 2.48 . . . . .	1	EA
73	43	3244044	WASHER, FLAT, 9/16 . . . . .	11	EA
73	44	3281754	SCREW, CAP, HEXAGON HEAD, 9/16-12 X 1 3/4. . . . .	11	EA
73	45	3274614	NUT, PLAIN, HEXAGON, 9/16-18. . . . .	3	EA
73	46	1765HX	WASHER, LOCK, SPLIT, 9/16 . . . . .	3	EA
73	47	3244028	DOWEL, TAPERED . . . . .	3	EA
73	48	3244462	STUD, PLAIN, .56-18 X 1.50 G8. . . . .	3	EA

END OF FIGURE



---

**FIELD AND SUSTAINMENT MAINTENANCE  
BRAKE COMPONENTS (M1240)**

---

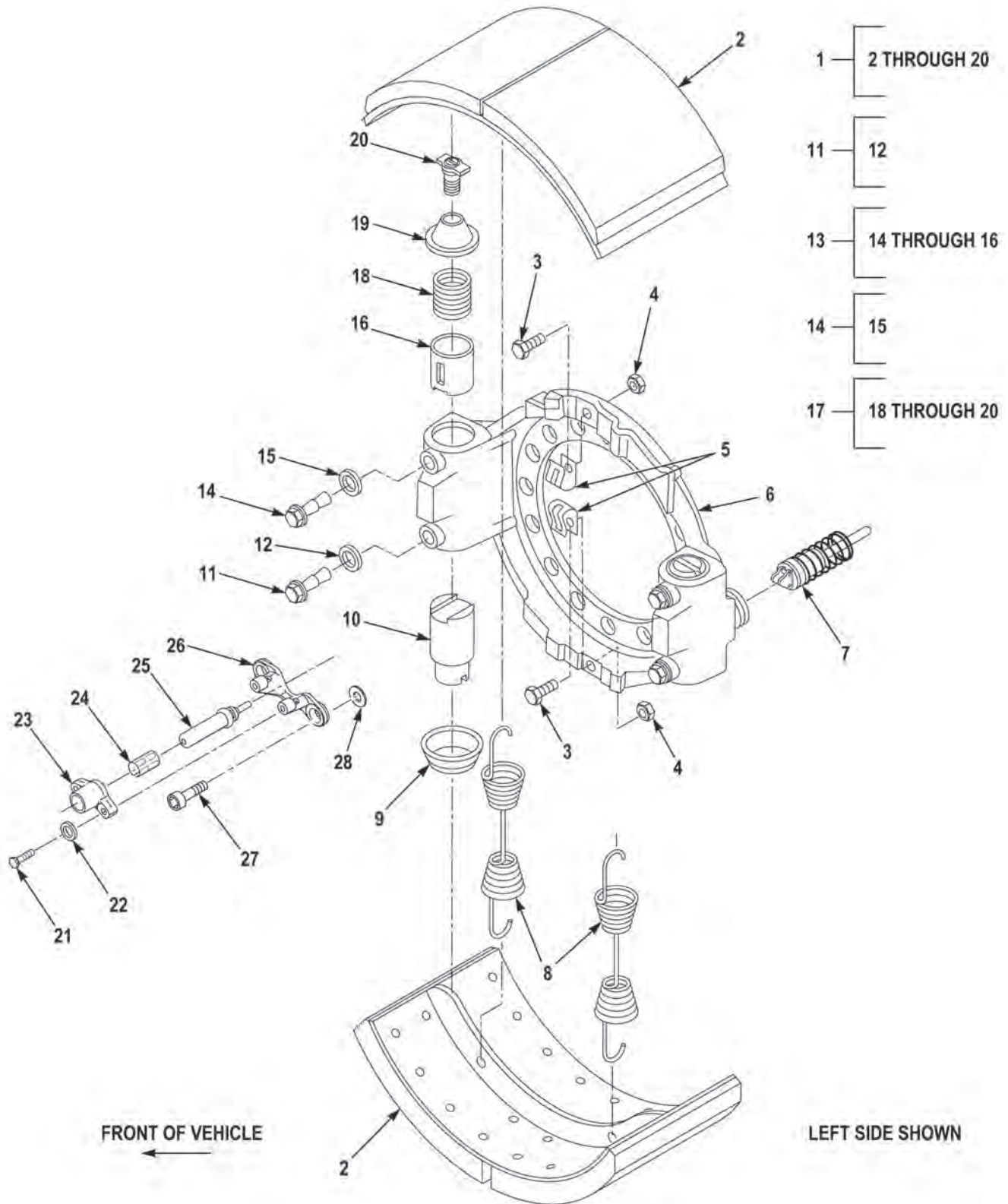


FIGURE 74 - BRAKE COMPONENTS (M1240) (SHEET 1 OF 3)

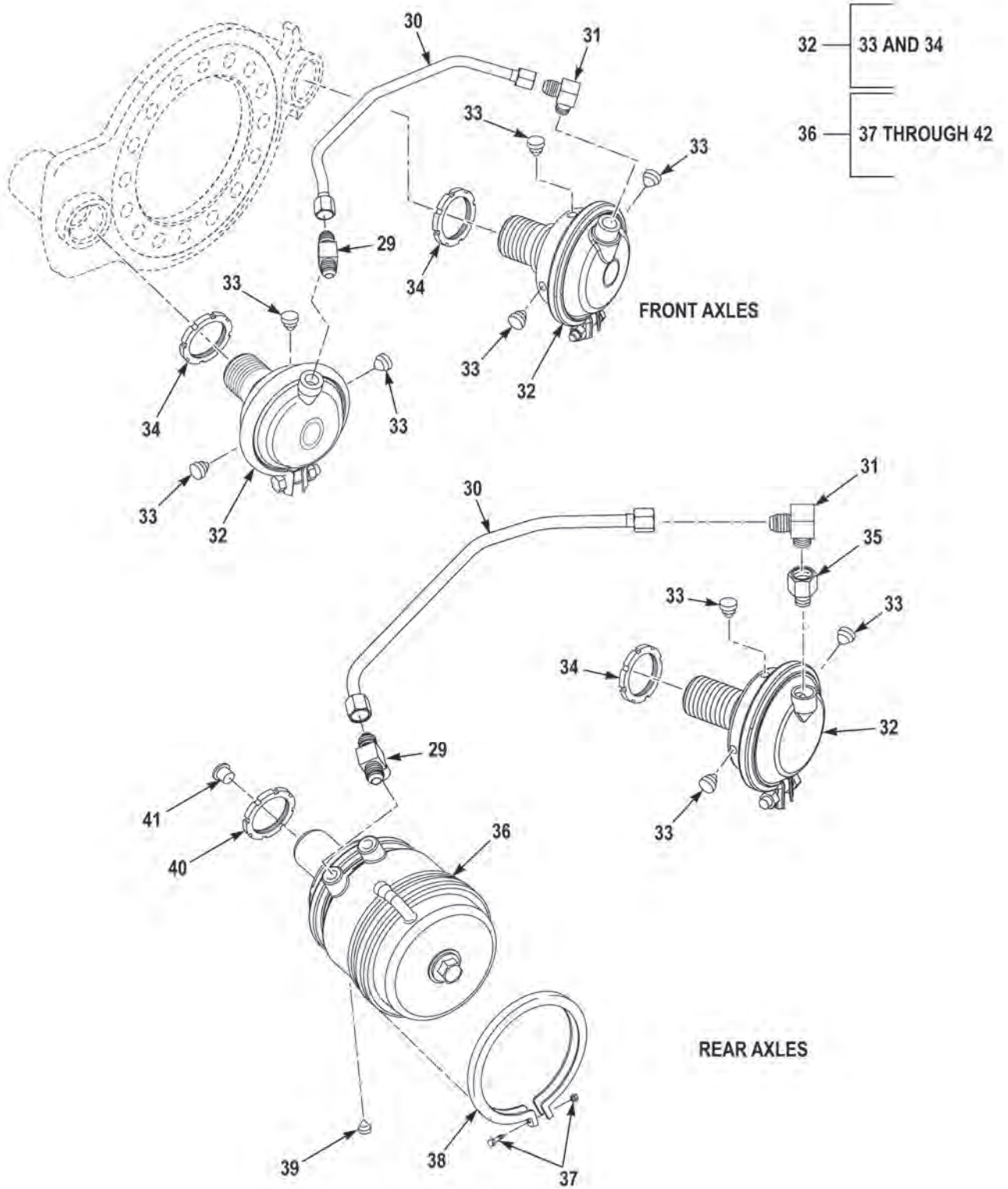


FIGURE 74 - BRAKE COMPONENTS (M1240) (SHEET 2 OF 3)

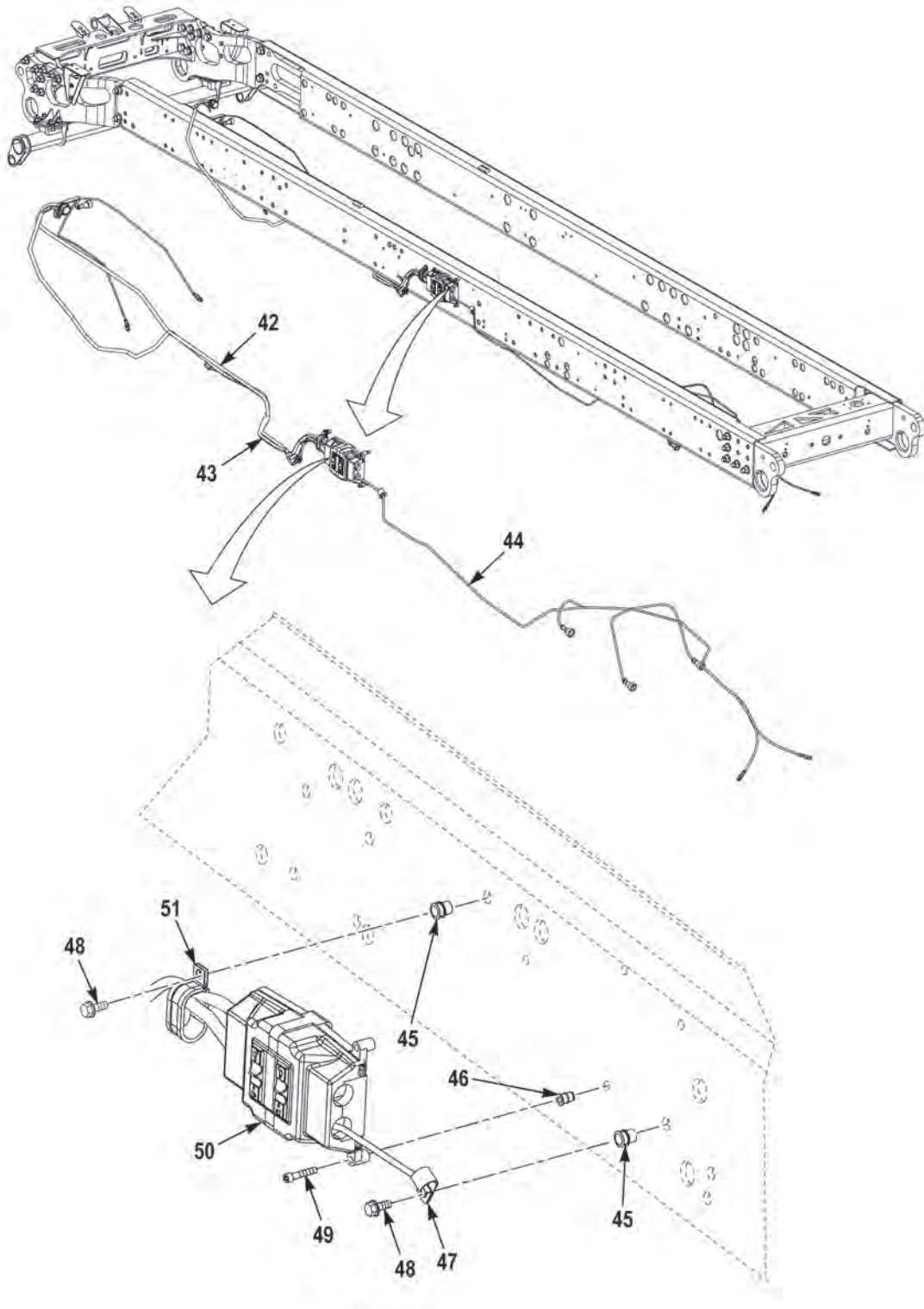


FIGURE 74 - BRAKE COMPONENTS (M1240) (SHEET 3 OF 3)

(1) FIG.	(2) ITEM	(3) PART NO.	(4) DESCRIPTION	(5) QTY.	(6) U/M
			GROUP 1202 SERVICE BRAKES		
			FIG. 74 BRAKE COMPONENTS (M1240)		
74	1	3044538	BRAKE ASSEMBLY, LH 12 DEG WEDGE . . . . .	2	EA
74	1	3044539	BRAKE ASSEMBLY, RH 12 DEG WEDGE . . . . .	2	EA
74	2	A193222B1406	. SHOE & LINING ASSEMBLY . . . . .	2	EA
74	3	7HB339	. SCREW, CAP, HEXAGON HEAD . . . . .	2	EA
74	4	7HB340	. NUT, PLAIN, HEXAGON . . . . .	2	EA
74	5	2257S123	. CLIP, SPRING TENSION . . . . .	2	EA
74	6	7HB337	. SPIDER . . . . .	1	EA
74	7	A12247C55	. WEDGE . . . . .	2	EA
74	8	2758W127	. SPRING . . . . .	2	EA
74	9	1205C1667	. SEAL, PLAIN . . . . .	2	EA
74	10	5KK625	. PLUNGER, ANCHOR, LH . . . . .	2	EA
74	10	2FF765	. PLUNGER, ANCHOR, RH . . . . .	2	EA
74	11	A1779M195	. GUIDE, PLUNGER . . . . .	2	EA
74	12	1729B262	. . WASHER, SEAL . . . . .	1	EA
74	13	A 3280V8186	. . PAWL . . . . .	2	EA
74	14	A2 2297U4597	. . PAWL . . . . .	2	EA
74	15	1729B262	. . . WASHER, SEAL . . . . .	1	EA
74	16	3280V8186	. . PLUNGER, ADJUSTING . . . . .	1	EA
74	17	A6-2297-L-3158	. ACTUATOR ASSEMBLY . . . . .	2	EA
74	18	3280S8131	. . PLUNGER, DETENT . . . . .	1	EA
74	19	1205B1666	. . SEAL . . . . .	1	EA
74	20	A2297L3158	. . BOLT . . . . .	1	EA
74	21	66420AX	SCREW, CAP, HEXAGON, .25 - 20 X 1.00 G5 ZY . . .	4	EA
74	22	353AX	WASHER, LOCK, 1/4 . . . . .	4	EA
74	23	3252192	PILOT, ABS SENSOR MOUNTING . . . . .	2	EA
74	24	1482410	BUSHING, SENSOR CLAMP . . . . .	2	EA
74	25	3043144	SENSOR, ABS WHEEL END, START . . . . .	2	EA
74	26	3252191	BASE, ABS SENSOR MOUNTING . . . . .	2	EA
74	27	3244038	SCREW, CAP, SOCKET HEAD, .62-11 X 3.00 . . . . .	4	EA
74	28	69790AX	WASH, FLAT .62 X 1.19 X .10 . . . . .	29	EA
74	29	25881AX	FITTING, T 8JIC - 8JIC - 6NPT MMM ST . . . . .	1	EA
74	30	3565443	TUBE ASSEMBLY, FRONT BRAKE, LH . . . . .	1	EA
74	30	3565442	TUBE ASSEMBLY, FRONT BRAKE, RH . . . . .	1	EA
74	30	3560069	TUBE, BRAKE, REAR, RH . . . . .	1	EA
74	30	3560070	TUBE, BRAKE, REAR, LH . . . . .	1	EA
74	31	EE42238	FITTING, 90 8JIC - 6NPT MM ST . . . . .	2	EA
74	32	3534214	BRAKE CHAMBER, TYPE 9 WEDGE, FRONT . . . . .	3	EA
74	32	3469182	BRAKE CHAMBER, TYPE12 WEDGE, REAR . . . . .	1	EA

(1) FIG.	(2) ITEM	(3) PART NO.	(4) DESCRIPTION	(5) QTY.	(6) U/M
74	33	3301273	. PLUG.....	3	EA
74	34	1727N40	. NUT, PLAIN, ROUND .....	1	EA
74	35	1607950	FITTING, ST 8NPT-6NPT FM BR .....	1	EA
74	36	3469183	BRAKE CHAMBER, TYPE 1216 WEDGE, REAR ...	1	EA
74	37	9003002	. BOLT .....	1	EA
74	38	2HP803	. BAND CLAMP ASSEMBLY .....	1	EA
74	39	3301273	. PLUG.....	2	EA
74	40	3KP83	. NUT, PLAIN, ROUND .....	1	EA
74	41	8KP536	. WEDGE GUIDE, SPRING .....	1	EA
74	42	8KP536	WIRE HARNESS, CHASSIS, ABS POWER .....	1	EA
74	43	3821462	HARNESS, ABS FRONT SHAS M-ATV .....	1	EA
74	44	3827221	WIRE HARNESS, CHASSIS, ABS REAR .....	1	EA
74	45	2026020	INSERT, THREAD .31-18 .....	2	EA
74	46	3687911005	INSERT, THREAD .25-20 X .260 TZ .....	3	EA
74	47	2291HX	CLAMP, LOOP .....	1	EA
74	48	1955110	SCREW, FLANGE, HEXAGON, .31-18 X .75 .....	2	EA
74	49	3292958	SCREW, CAP, SOCKET HEAD, .25-20 X 1.5 G5 DA ..	2	EA
74	50	3834522	ECU, ABS .....	2	EA
74	51	1667780	CLAMP .....	1	EA

END OF FIGURE

---

**FIELD AND SUSTAINMENT MAINTENANCE  
SECONDARY BRAKE (M1245)**

---



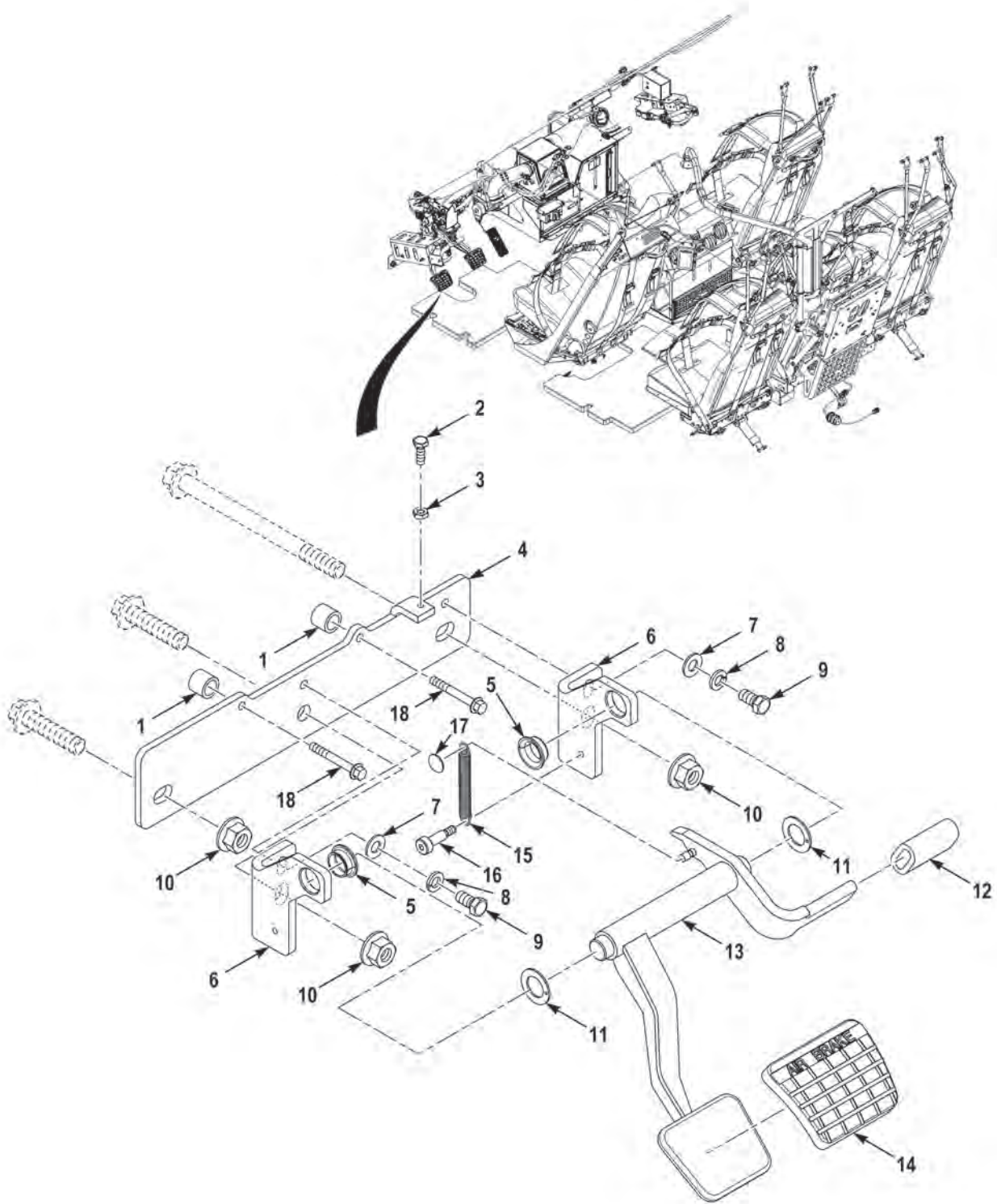


FIGURE 75 - SECONDARY BRAKE (M1245)

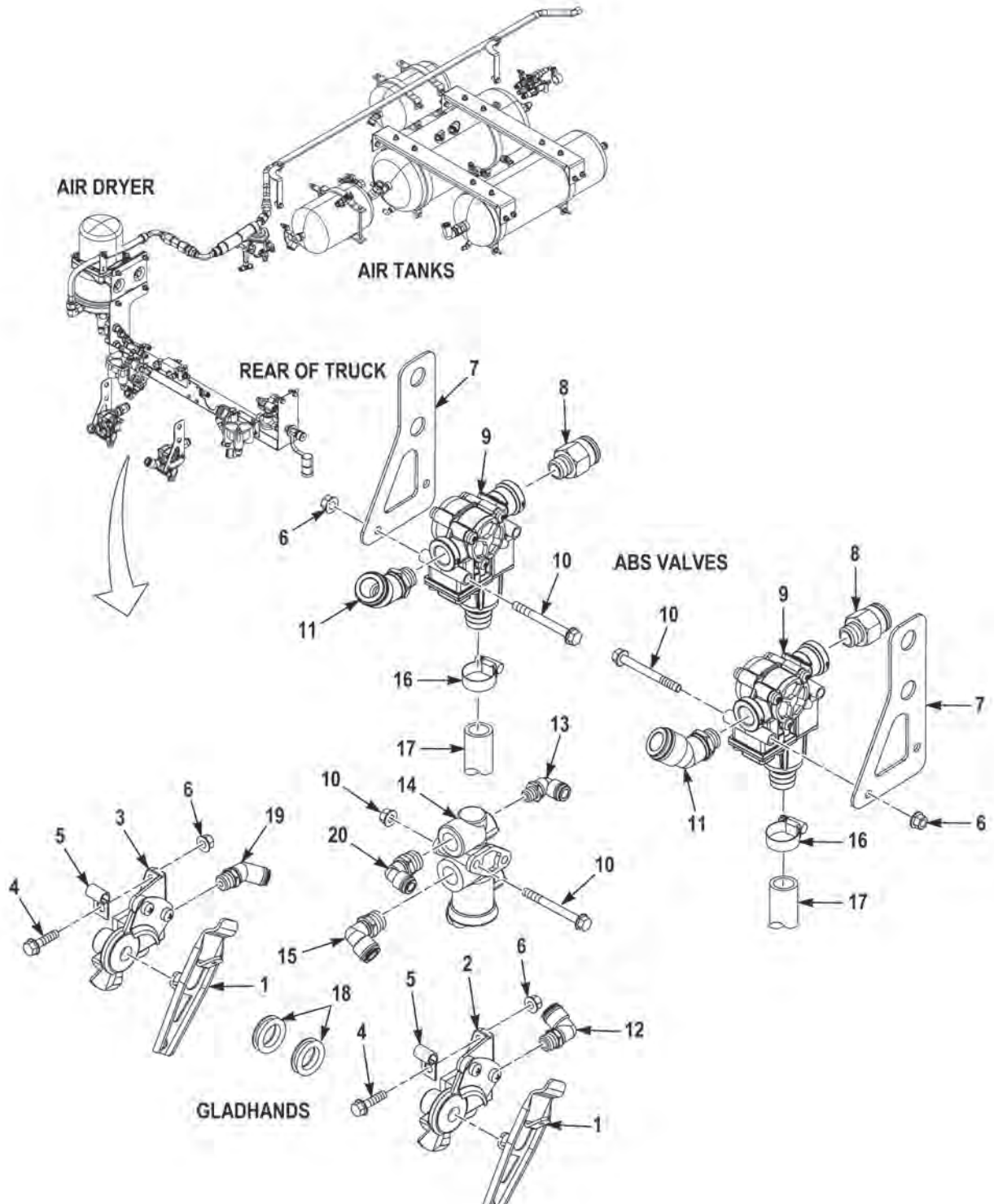


(1) FIG.	(2) ITEM	(3) PART NO.	(4) DESCRIPTION	(5) QTY.	(6) U/M
			GROUP 1204 HYDRAULIC BRAKES FIG. 75 SECONDARY BRAKE (M1245)		
75	1	3721784	SPACER,ROUND . . . . .	2	EA
75	2	378429-8	BOLT,MACHINE,.25-20 X .75 G5 ZY . . . . .	1	EA
75	3	0169531	NUT,PLAIN,HEXAGON,.25-20 G5 ZY . . . . .	1	EA
75	4	3903494	PLATE,MOUNTING . . . . .	1	EA
75	5	12FDU06	BUSHING,FLANGED,.75 X .88 X .38 IN THK. . . . .	2	EA
75	6	3903497	BRACKET,VEHICULAR . . . . .	2	EA
75	7	33815	WASHER,FLAT,.41 X .81 X .06 ZY HDN . . . . .	2	EA
75	8	0123496	WASHER,LOCK,.38 X .68 X .09 ZY HDN . . . . .	2	EA
75	9	95103	SCREW,CAP,HEX HEAD,.38-16X.75 G5 ZY . . . . .	2	EA
75	10	3836235005	NUT,SELF-LOCKING,M14-2.0 C10 PO . . . . .	3	EA
75	11	G10DU	WASHER,THRUST,.75 X 1.25 X .06 IN THK . . . . .	2	EA
75	12	10-02955	PAD,WEAR,BRAKE . . . . .	1	EA
75	13	3903495	PEDAL,BRAKE,SECOND. . . . .	1	EA
75	14	244682N	PAD,PEDAL . . . . .	1	EA
75	15	9654K211	SPRING,HELICAL	1	EA
75	16	26316	BOLT,SHOULDER,.31 X .75 BO. . . . .	1	EA
75	17	94802A120	CAP,STUD . . . . .	1	EA
75	18	3266358	SCREW,CAP,HEX HEAD,.25-20 X 2.00 G8 DA . . . . .	2	EA

END OF FIGURE



**FIELD AND SUSTAINMENT MAINTENANCE  
AIR SYSTEM (M1240)**



**FIGURE 76 - AIR SYSTEM (M1240) (SHEET 1 OF 10)**

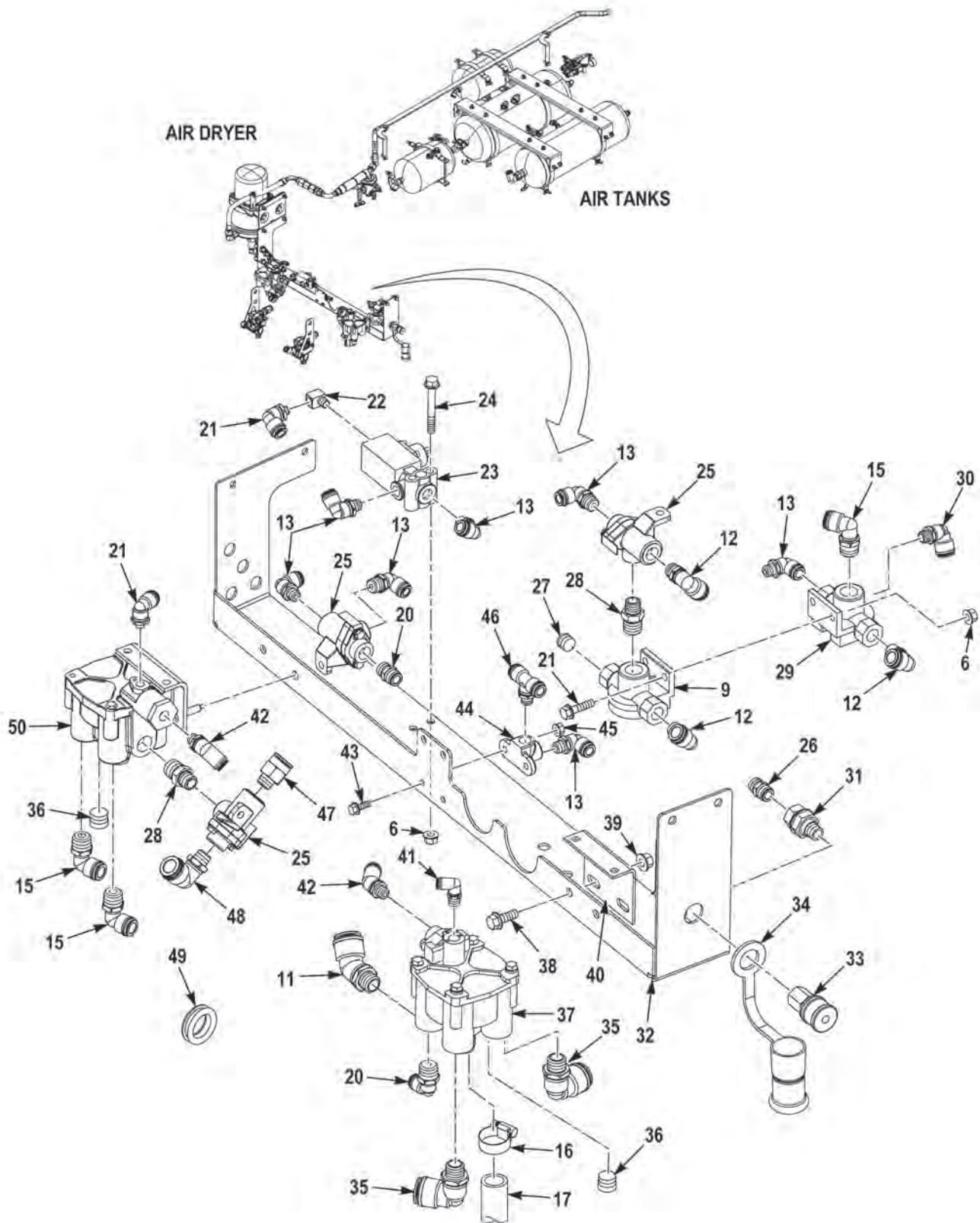


FIGURE 76 - AIR SYSTEM (M1240) (SHEET 2 OF 10)

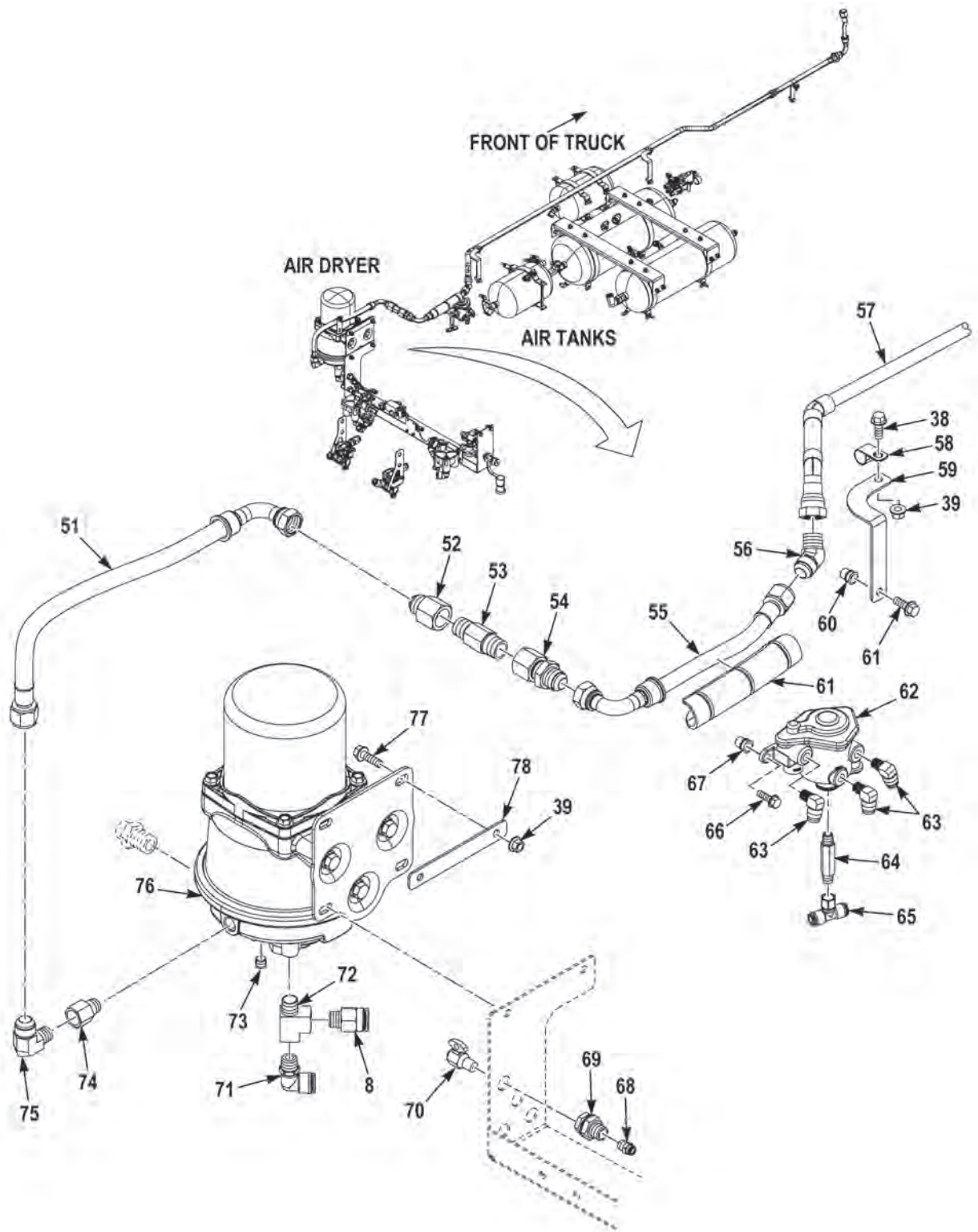


FIGURE 76 - AIR SYSTEM (M1240) (SHEET 3 OF 10)



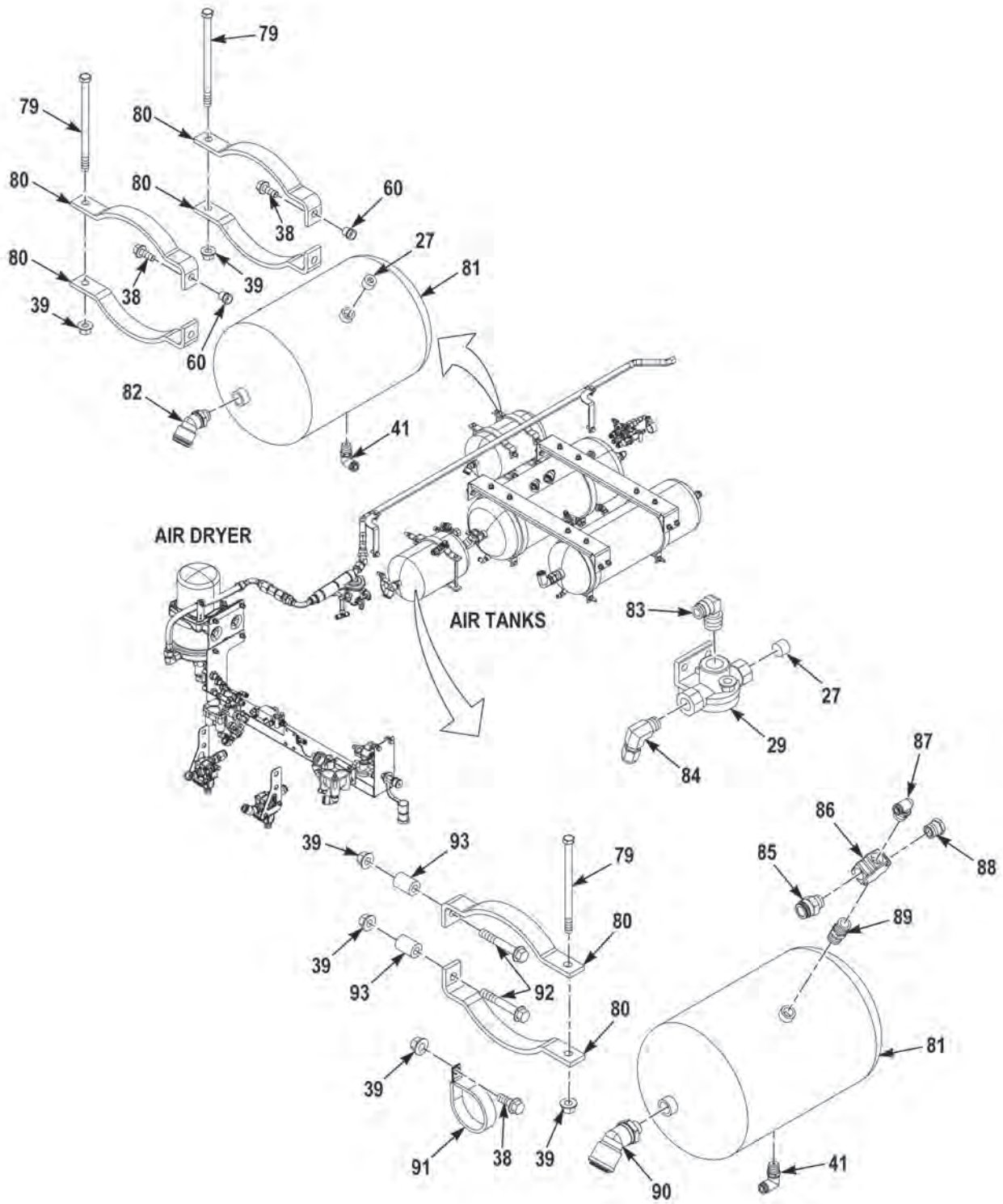


FIGURE 76 - AIR SYSTEM (M1240) (SHEET 4 OF 10)

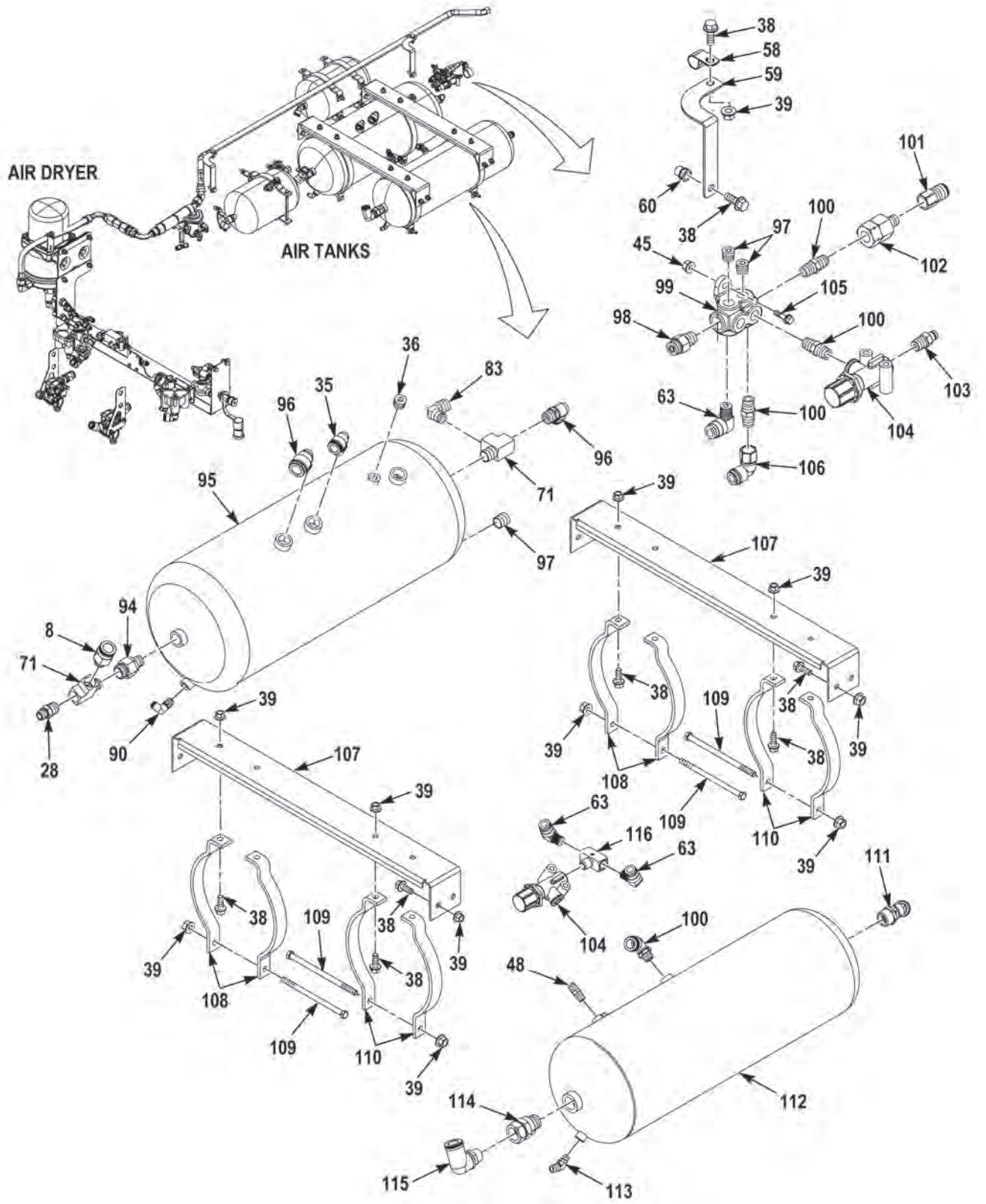


FIGURE 76 - AIR SYSTEM (M1240) (SHEET 5 OF 10)

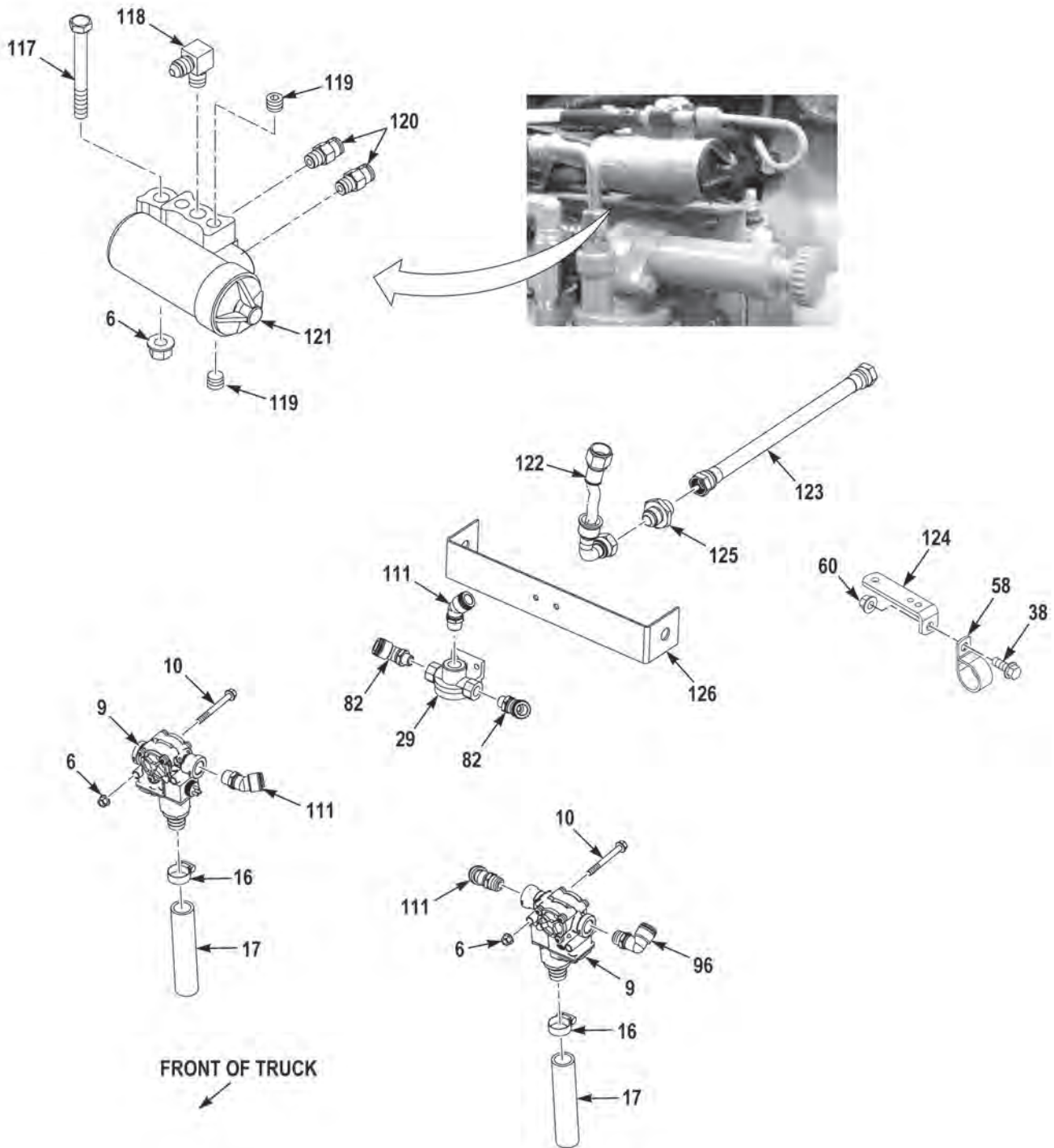


FIGURE 76 - AIR SYSTEM (M1240) (SHEET 6 OF 10)



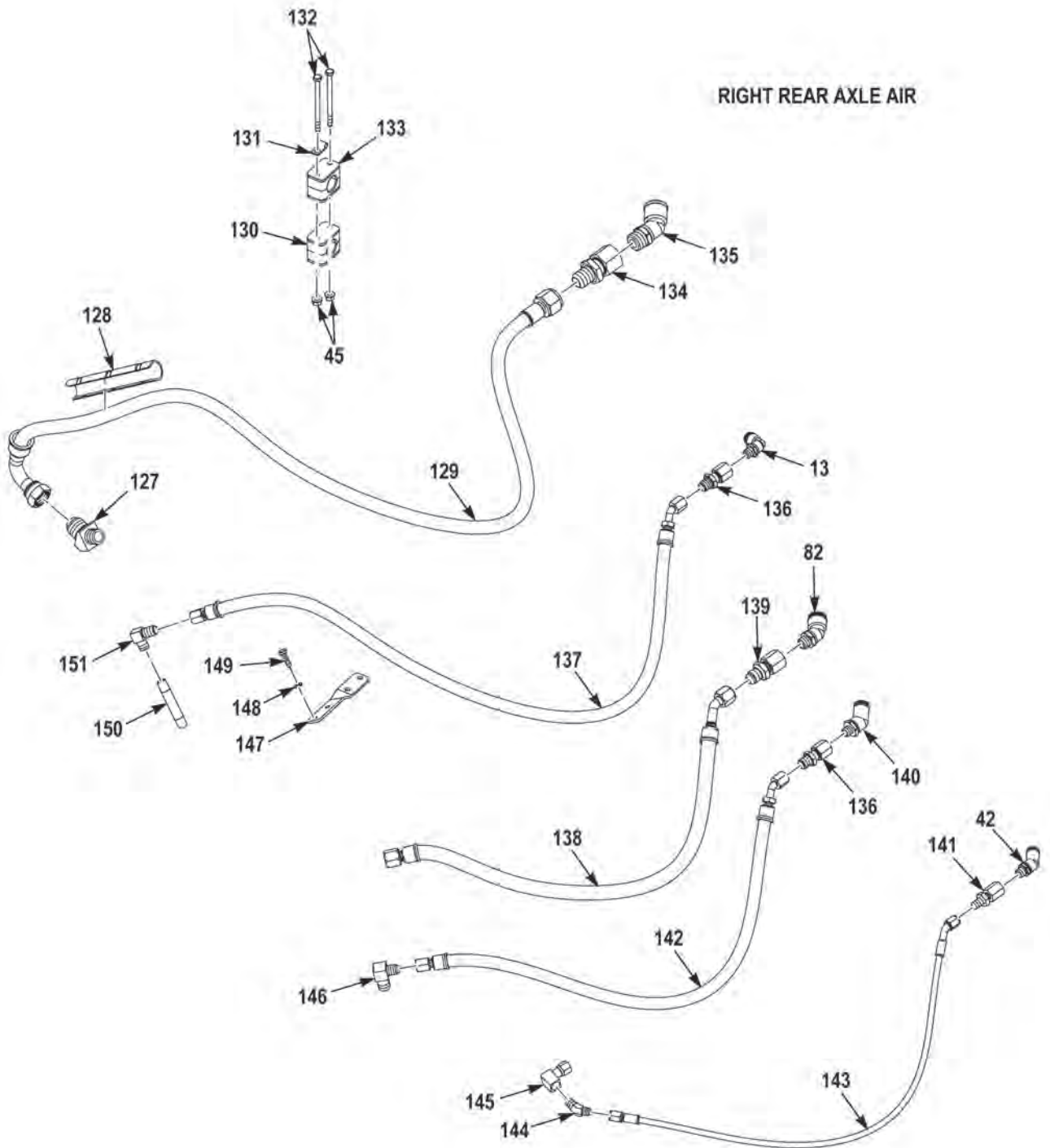


FIGURE 76 - AIR SYSTEM (M1240) (SHEET 7 OF 10)

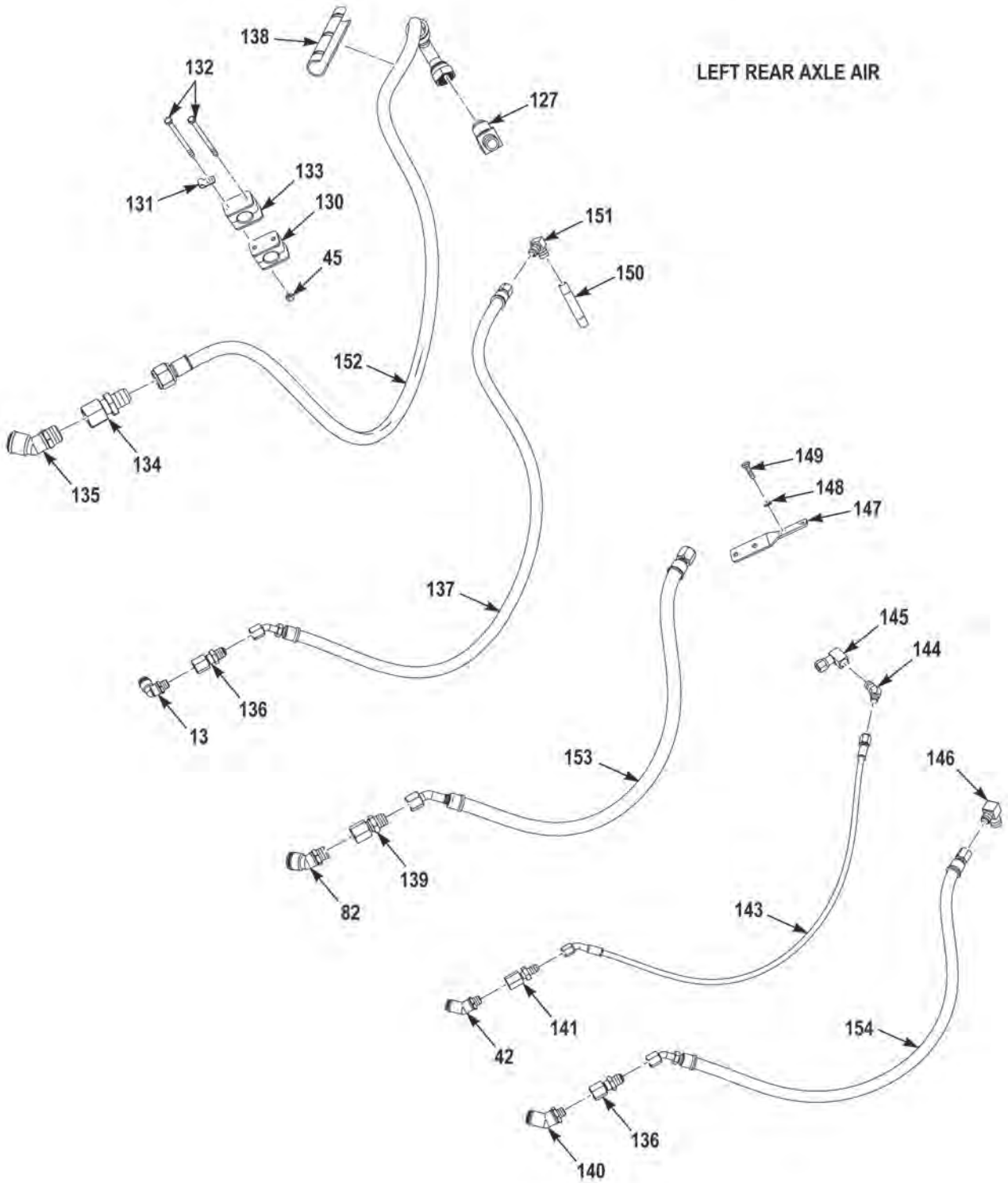


FIGURE 76 - AIR SYSTEM (M1240) (SHEET 8 OF 10)

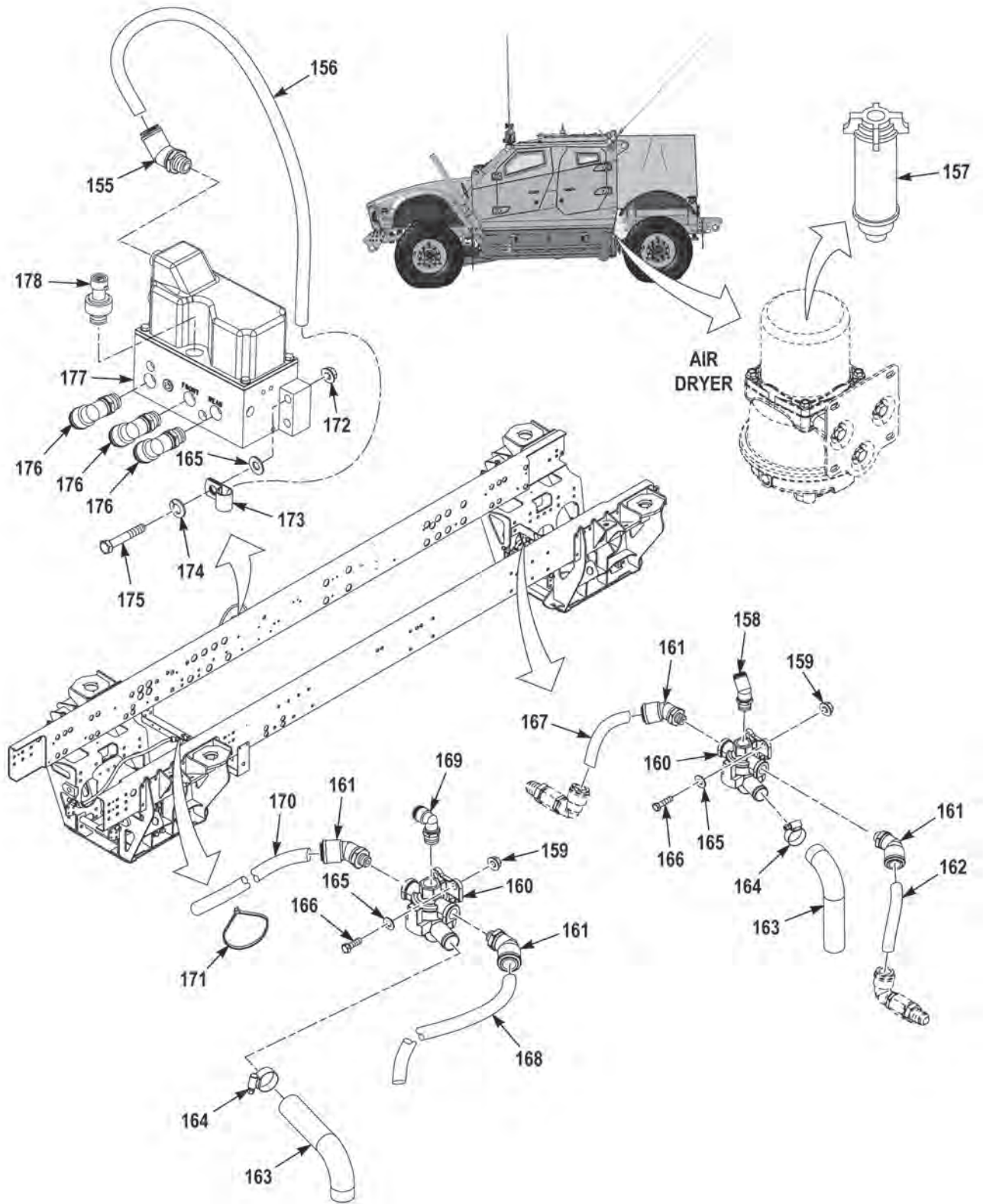


FIGURE 76 - AIR SYSTEM (M1240) (SHEET 9 OF 10)

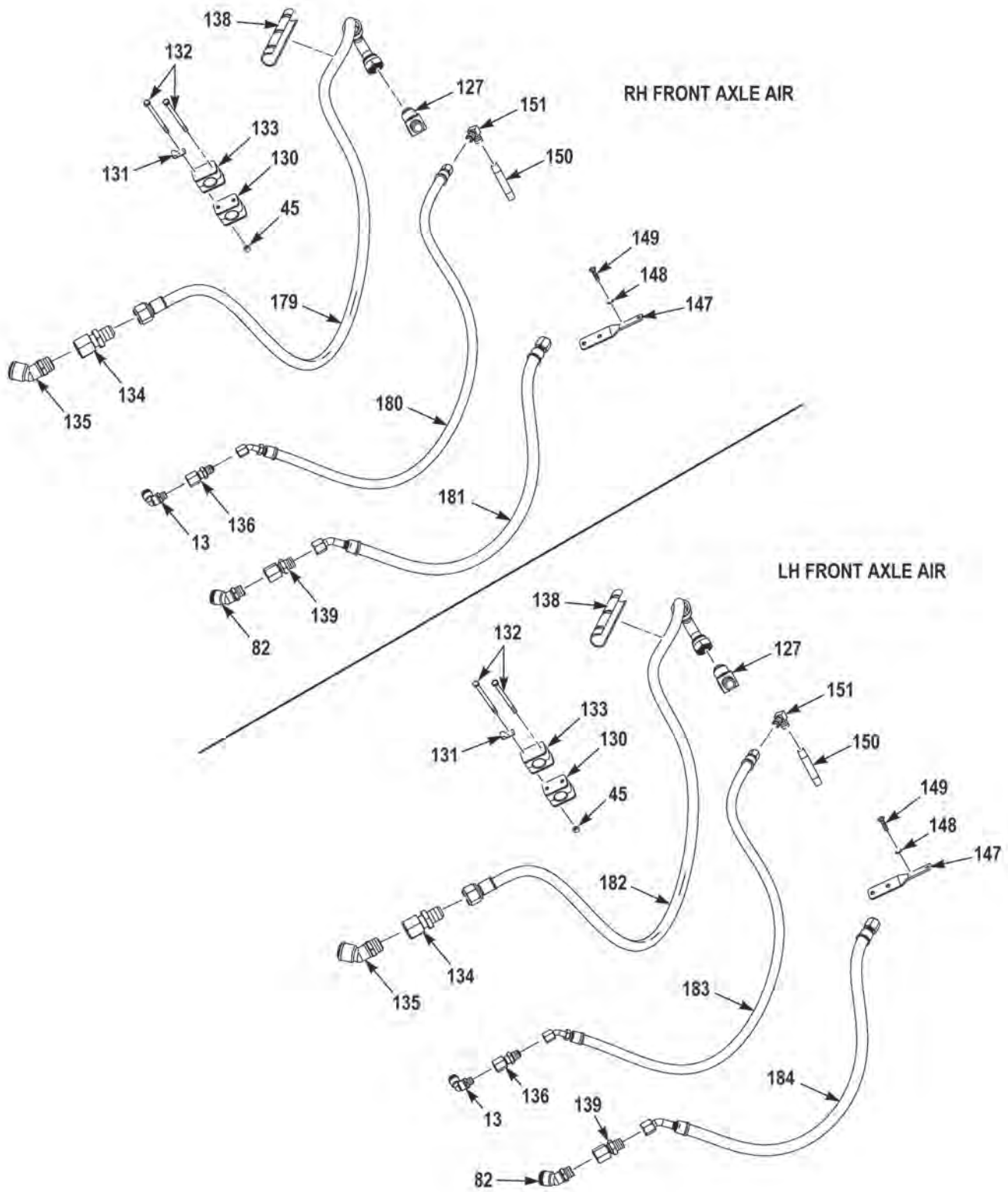


FIGURE 76 - AIR SYSTEM (M1240) (SHEET 10 OF 10)

(1) FIG.	(2) ITEM	(3) PART NO.	(4) DESCRIPTION	(5) QTY.	(6) U/M
			GROUP 1208 AIR BRAKE SYSTEM		
			FIG. 76 AIR SYSTEM (M1240)		
76	1	768TR	DUMMY COUPLING. . . . .	2	EA
76	2	3005302	GLADHAND, SERVICE . . . . .	1	EA
76	3	3005301	GLADHAND, EMERGENCY. . . . .	1	EA
76	4	1756870	BOLT, MACHINE, .31-18 X 1.25 . . . . .	8	EA
76	5	2290HX	CLIP, CUSHION . . . . .	8	EA
76	6	1333510	NUT, SELF-LOCKING, EXTENDED WASHER, HEXAGON, .31-18 . . . . .	14	EA
76	7	3823239	BRACKET . . . . .	2	EA
76	8	3536399	FITTING, STRAIGHT, 12PTC-8NPT . . . . .	2	EA
76	9	3159926	VALVE, ABS RELAY . . . . .	4	EA
76	10	1754250	BOLT, MACHINE, .31-18 X 3 . . . . .	8	EA
76	11	3536470	FITTING, 45. . . . .	2	EA
76	12	3536426	FITTING, 90. . . . .	2	EA
76	13	3536422	FITTING, 90. . . . .	1	EA
76	14	56929AX	VALVE, TRACTOR PROTECTION . . . . .	1	EA
76	15	3536427	FITTING, 90. . . . .	3	EA
76	16	3334964	CLAMP . . . . .	7	EA
76	17	3832751	TUBE, DRAIN . . . . .	7	EA
76	18	592AX1	GROMMET . . . . .	2	EA
76	19	3536462	FITTING, 45. . . . .	1	EA
76	20	3536424	FITTING, 45. . . . .	1	EA
76	21	3536421	FITTING, 45. . . . .	1	EA
76	22	10017FX	FITTING, 90. . . . .	1	EA
76	23	3055733	VALVE, ABS, TRACTION CONTROL. . . . .	1	EA
76	24	1754240	SCREW, CAP, HEXAGON, .31-18 X 2.50 . . . . .	2	EA
76	25	2257FX	VALVE, LINEAR, DIRECTIONAL CONTROL . . . . .	3	EA
76	26	3536391	ADAPTER, STRAIGHT, PIPE TO TUBE. . . . .	2	EA
76	27	1731310	PIPE, PLUG . . . . .	1	EA
76	28	1947470	FITTING, STRAIGHT, 8NPT-6NPT . . . . .	1	EA
76	29	17739FX	VALVE, BRAKE, PNEUMATIC . . . . .	4	EA
76	30	3536423	FITTING, 90. . . . .	1	EA
76	31	759TR	ADAPTER, STRAIGHT. . . . .	1	EA
76	32	3829056	TRAY . . . . .	1	EA
76	33	3355341	INLET,AIR . . . . .	1	EA
76	34	2069350	COVER. . . . .	1	EA
76	35	3536431	FITTING, 90. . . . .	2	EA
76	36	M BR INHEX	PLUG . . . . .	2	EA
76	37	3345864	VALVE. . . . .	1	EA



(1) FIG.	(2) ITEM	(3) PART NO.	(4) DESCRIPTION	(5) QTY.	(6) U/M
76	38	1614120	BOLT, MACHINE, .38-16 X 1 . . . . .	4	EA
76	39	1437220	NUT, SELF-LOCKING, HEXAGON, .38-16 . . . . .	14	EA
76	40	3819783	BRACKET . . . . .	1	EA
76	41	3536419	FITTING, 90 . . . . .	1	EA
76	42	3536461	FITTING, 45 . . . . .	1	EA
76	43	1606140	SCREW, CAP, HEXAGON HEAD, 1/4-20 X 3/4 . . . . .	2	EA
76	44	1213FX	ELBOW, DROP, 90 . . . . .	1	EA
76	45	1600460	NUT, SELF-LOCKING, CLINCH, .25-20 . . . . .	3	EA
76	46	3536452	FITTING, TEE . . . . .	1	EA
76	47	3536396	FITTING, STRAIGHT . . . . .	1	EA
76	48	3536428	FITTING, 90 . . . . .	1	EA
76	49	2239750	GROMMET . . . . .	1	EA
76	50	3345863	VALVE, RELAY, R-14 . . . . .	1	EA
76	51	3831423-001	HOSE, AIR . . . . .	1	EA
76	52	1907730	FITTING, STRAIGHT . . . . .	1	EA
76	53	3831411	FITTING, STRAIGHT . . . . .	1	EA
76	54	3052427	FITTING, STRAIGHT, BULKHEAD . . . . .	1	EA
76	55	3831424	HOSE, AIR . . . . .	1	EA
76	56	7731GX	FITTING, 45 . . . . .	1	EA
76	57	3818173	TUBE, AIR LINE . . . . .	1	EA
76	58	2291HX	CLAMP, LOOP . . . . .	6	EA
76	59	3825000	BRACKET . . . . .	2	EA
76	60	2064090	INSERT, THREADED . . . . .	5	EA
76	61	3117510-007	COVER . . . . .	1	EA
76	62	52930CX	VALVE, SPRING BRAKE . . . . .	1	EA
76	63	3204880	FITTING, 90 . . . . .	6	EA
76	64	3808616	FITTING, STRAIGHT . . . . .	1	EA
76	65	3829168	FITTING, TEE . . . . .	1	EA
76	66	1754210	SCREW, CAP, HEXAGON HEAD, 5/16-18 X 1 . . . . .	5	EA
76	67	2026020	INSERT, THREADED . . . . .	4	EA
76	68	3536388	FITTING . . . . .	4	EA
76	69	1220FX	ADAPTER . . . . .	4	EA
76	70	1212FX	VALVE . . . . .	4	EA
76	71	3536429	FITTING . . . . .	1	EA
76	72	1598550	TEE, PIPE . . . . .	1	EA
76	73	111500A	PLUG . . . . .	2	EA
76	74	1529480	ADAPTER . . . . .	1	EA
76	75	1517250	FITTING, 90 . . . . .	1	EA
76	76	3817418	DRYER, AIR . . . . .	1	EA
76	77	1680530	BOLT, MACHINE, .38-16 X 1.25 . . . . .	4	EA
76	78	3819359	PLATE . . . . .	1	EA

(1) FIG.	(2) ITEM	(3) PART NO.	(4) DESCRIPTION	(5) QTY.	(6) U/M
76	79	1542750	SCREW, CAP, HEXAGON, .38-18 X 6.00 . . . . .	3	EA
76	80	3286529	BRACKET, HOLD DOWN, AIR TANK. . . . .	6	EA
76	81	3575237	AIR TANK . . . . .	1	EA
76	82	3536467	FITTING, 45. . . . .	1	EA
76	83	3350063	FITTING, 90. . . . .	1	EA
76	84	3447389	FITTING, 90. . . . .	1	EA
76	85	3536394	FITTING, STRAIGHT . . . . .	1	EA
76	86	1618510	JUNCTION BLOCK. . . . .	1	EA
76	87	3536420	FITTING, 90. . . . .	1	EA
76	88	1619280	PLUG . . . . .	1	EA
76	89	1598800	NIPPLE, HEXAGON . . . . .	1	EA
76	90	3536469	FITTING, 45. . . . .	5	EA
76	91	1505610	CLIP, CUSHION . . . . .	1	EA
76	92	1754300	SCREW, CAP, HEXAGON . . . . .	2	EA
76	93	3818463	SPACER . . . . .	2	EA
76	94	3029251	VALVE, CHECK . . . . .	1	EA
76	95	3659321	TANK, AIR. . . . .	1	EA
76	96	3536429	FITTING, 90. . . . .	1	EA
76	97	51550AX	PLUG . . . . .	6	EA
76	98	3202968	FITTING, STRAIGHT . . . . .	1	EA
76	99	767TR	VALVE, CHECK . . . . .	1	EA
76	100	1595640	NIPPLE, HEXAGON . . . . .	4	EA
76	101	3536405	FITTING, STRAIGHT . . . . .	1	EA
76	102	7903GX	VALVE, CHECK . . . . .	1	EA
76	103	3202971	FITTING, STRAIGHT . . . . .	1	EA
76	104	3052964	VALVE, PRESSURE PROTECTION. . . . .	2	EA
76	105	1754140	SCREW, CAP, HEXAGON, 1/4-20 X 1 . . . . .	2	EA
76	106	3536436	FITTING, 90. . . . .	1	EA
76	107	3817405	BRACKET . . . . .	2	EA
76	108	3286528	BRACKET . . . . .	4	EA
76	109	110995A	SCREW, CAP, HEXAGON, .38-11 X 6.50. . . . .	4	EA
76	110	3286527	BRACKET . . . . .	4	EA
76	111	3536468	FITTING, 5/8 90 DEGREE . . . . .	1	EA
76	112	3575238	TANK, AIR. . . . .	1	EA
76	113	3207384	FITTING, 45. . . . .	1	EA
76	114	1856940	VALVE, CHECK . . . . .	1	EA
76	115	3536432	FITTING, 90. . . . .	1	EA
76	116	1732160	FITTING, TEE . . . . .	1	EA
76	117	2108HX1	SCREW, CAP, HEXAGON, .38-18 X 2.75 . . . . .	2	EA
76	118	15298FX	FITTING, 90. . . . .	1	EA
76	119	1732170	PLUG, PIPE. . . . .	1	EA

(1) FIG.	(2) ITEM	(3) PART NO.	(4) DESCRIPTION	(5) QTY.	(6) U/M
76	120	3548043	FITTING, STRAIGHT . . . . .	2	EA
76	121	3455011	GOVERNOR, AIR . . . . .	1	EA
76	122	3832416	HOSE, AIR . . . . .	1	EA
76	123	3828313	HOSE, AIR . . . . .	1	EA
76	124	3821681	BRACKET . . . . .	1	EA
76	125	7755GX	FITTING, STRAIGHT . . . . .	1	EA
76	126	3819582	BRACKET . . . . .	1	EA
76	127	53979AX	FITTING, 45 . . . . .	2	EA
76	128	3117509	PROTECTOR, HOSE 6 IN, BULK . . . . .	2	EA
76	129	3274827	HOSE, AIR . . . . .	1	EA
76	130	3278849	BLOCK HALF . . . . .	2	EA
76	131	33855AX	CLIP, CUSHION . . . . .	2	EA
76	132	1403120	SCREW, CAP, HEXAGON, 1/4-20 X 3.75 . . . . .	4	EA
76	133	3278850	BLOCK HALF . . . . .	2	EA
76	134	3276391	ADAPTER, STRAIGHT . . . . .	2	EA
76	135	3536471	FITTING, 45 . . . . .	2	EA
76	136	3065231	ADAPTER, STRAIGHT . . . . .	2	EA
76	137	3833701	HOSE, AIR . . . . .	1	EA
76	138	3833707	HOSE, AIR . . . . .	1	EA
76	139	1984360	ADAPTER . . . . .	2	EA
76	140	3536464	FITTING, 45 . . . . .	2	EA
76	141	3273049	ADAPTER, STRAIGHT . . . . .	2	EA
76	142	3833699	HOSE, AIR . . . . .	1	EA
76	143	3833702	HOSE, AIR . . . . .	2	EA
76	144	109703A	FITTING, 45 . . . . .	2	EA
76	145	55139AX	FITTING, 90 . . . . .	2	EA
76	146	20354FX	FITTING, 90 . . . . .	2	EA
76	147	3277901	BRACKET . . . . .	2	EA
76	148	353AX	WASHER, LOCK, 1/4 . . . . .	4	EA
76	149	25967AX	SCREW, CAP, HEXAGON, 1/4-20 X 3.4 . . . . .	4	EA
76	150	3277971	TUBE . . . . .	2	EA
76	151	30870AX	FITTING, 90 . . . . .	2	EA
76	152	3274828	HOSE, AIR . . . . .	1	EA
76	153	3833708	HOSE, AIR . . . . .	1	EA
76	154	3833700	HOSE, AIR . . . . .	1	EA
76	155	3536465	FITTING, 45 8PTC-6NPT FM PL . . . . .	1	EA
76	156	3833799	TUBING, NY .50 ORN 20.0 1VL . . . . .	1	EA
76	157	DQ6050	FILTER, AIR DRYER . . . . .	1	EA
76	158	3536466	FITTING, 45 8PTC-8NPT FM PL . . . . .	1	EA
76	159	1333510	NUT, SELF-LOCKING, FLANGE, .31-18 G5 ZY . . . . .	2	EA
76	160	3205565	VALVE, QUICK RELEASE CTIS . . . . .	2	EA



(1) FIG.	(2) ITEM	(3) PART NO.	(4) DESCRIPTION	(5) QTY.	(6) U/M
76	161	3536469	FITTING, 45 12PTC-6NPT FM PL . . . . .	2	EA
76	162	3833816	TUBING, NY .75 BLK 38.0 2099 . . . . .	1	EA
76	163	3833817	HOSE, FORMED 1.00 ID . . . . .	1	EA
76	164	3334964	CLAMP, HOSE .81-1.75 SST . . . . .	2	EA
76	165	1804HX	WASHER, FLAT .31 X .69 X .07 ZY . . . . .	2	EA
76	166	737HX1	SCREW, CAP, HEXAGON .31-18 X 1.25 G5 ZY . . . . .	2	EA
76	167	3833815	TUBING, NY .75 BLK 38.0 2103 . . . . .	1	EA
76	168	3833813	TUBING, NY .75 BLK 4.75 2101 . . . . .	1	EA
76	169	3536427	FITTING, 90 8PTC-8NPT FM PL . . . . .	1	EA
76	170	3833814	TUBING, NY .75 BLK 4.75 2097 . . . . .	1	EA
76	171	5201HX	TIE, CABLE 11.41 X .184 . . . . .	1	EA
76	172	2026020	INSERT, THREADED, .31-18 . . . . .	4	EA
76	173	2286HX	CLIP, CUSHION .50 ST VY . . . . .	1	EA
76	174	354AX	WASHER, LOCKING, SPLIT .31 X .59X.08 ZY . . . . .	1	EA
76	175	1803HX1	SCREW, CAP, HEXAGON, .31-18 X 2.00 G5 ZY . . . . .	1	EA
76	176	3536426	FITTING, 90 8PTC-6NPT FM PL . . . . .	3	EA
76	177	3205557	MANIFOLD, CTIS . . . . .	1	EA
76	178	676505	SENSOR, MOTION. . . . .	1	EA
76	179	3274818	HOSE ASSY # 10 CR 47.0 2097 . . . . .	1	EA
76	180	3274814	HOSE ASSY # 6 CR 39.5 2944 . . . . .	1	EA
76	181	3274815	HOSE ASSY # 8 CR 29.5 2543 . . . . .	1	EA
76	182	3274817	HOSE ASSY # 10 CR 47.0 2101 . . . . .	1	EA
76	183	3274814	HOSE ASSY # 6 CR 39.5 2944 . . . . .	1	EA
76	184	3274816	HOSE ASSY # 8 CR 29.5 2544 . . . . .	1	EA

END OF FIGURE



---

**FIELD AND SUSTAINMENT MAINTENANCE  
CHASSIS AIR COMPONENTS (M1240A1)**

---

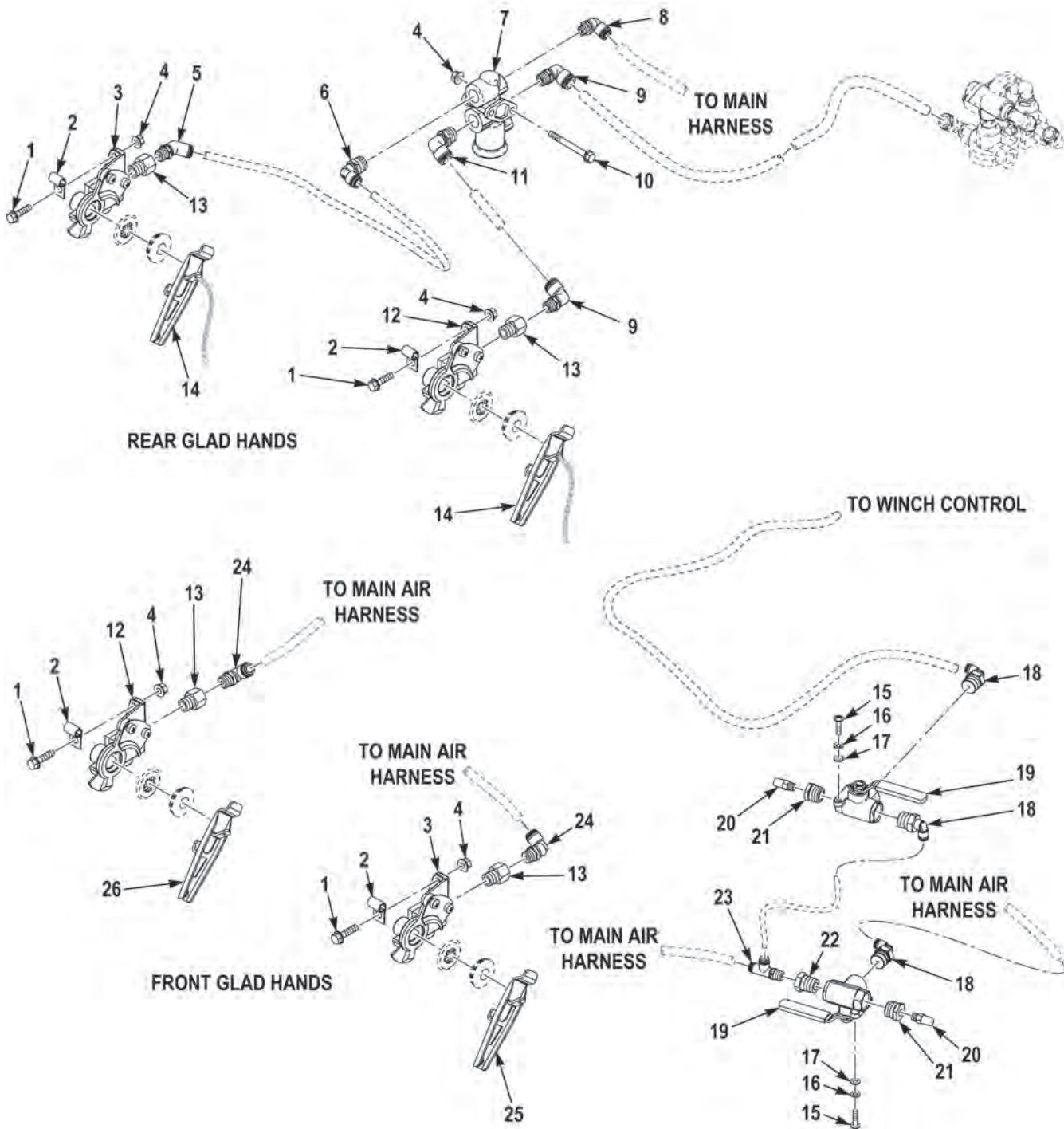


FIGURE 77 - CHASSIS AIR COMPONENTS (M1240A1) (SHEET 1 OF 5)

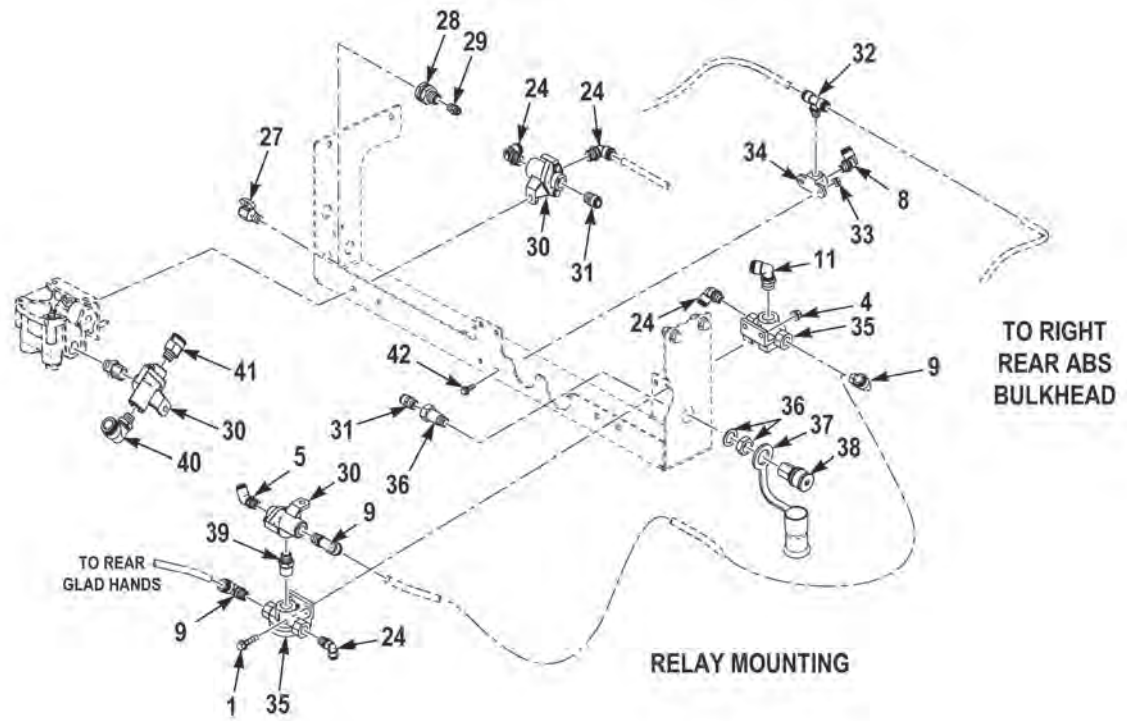


FIGURE 77 - CHASSIS AIR COMPONENTS (M1240A1) (SHEET 2 OF 5)

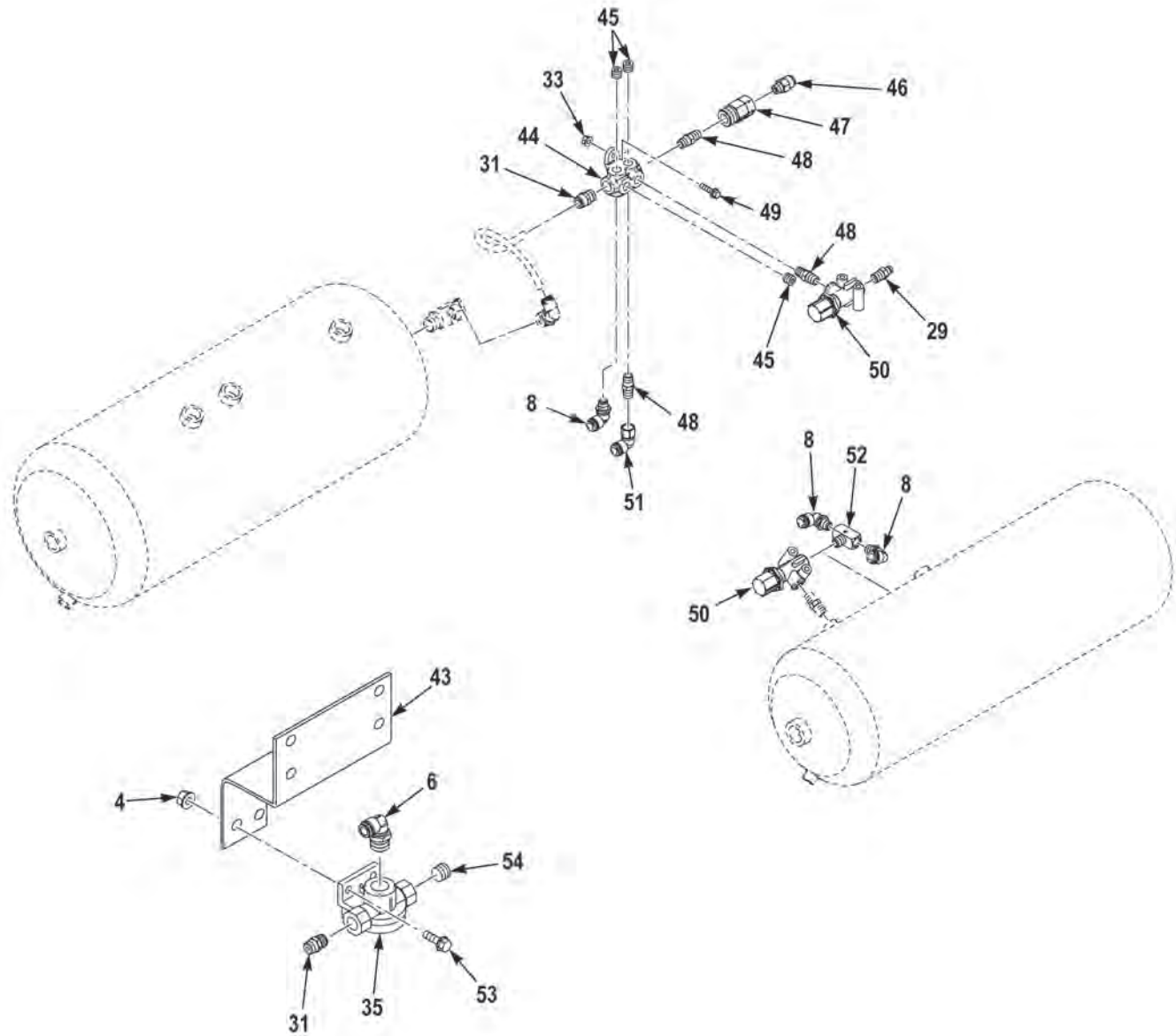


FIGURE 77 - CHASSIS AIR COMPONENTS (M1240A1) (SHEET 3 OF 5)

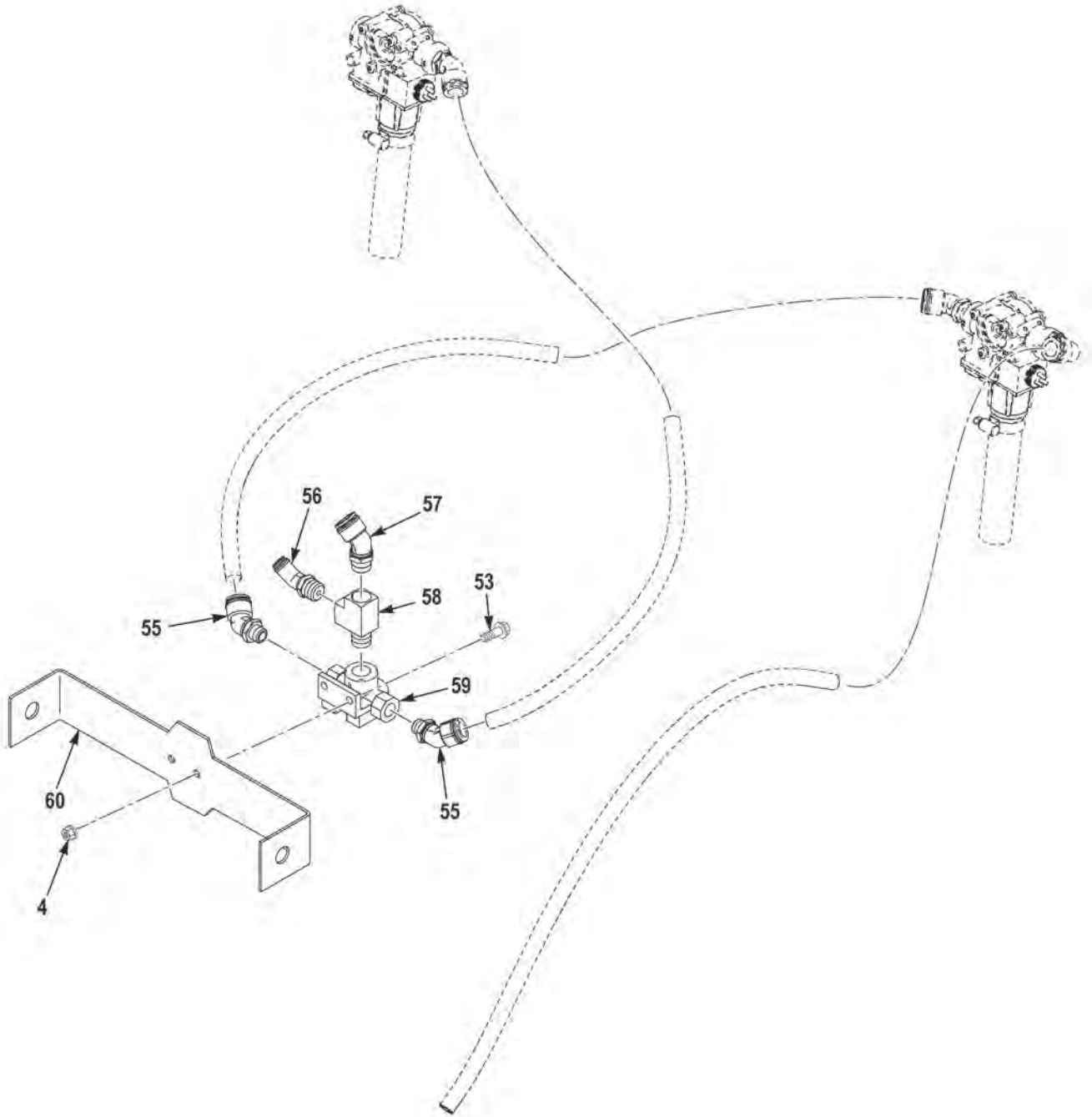


FIGURE 77 - CHASSIS AIR COMPONENTS (M1240A1) (SHEET 4 OF 5)

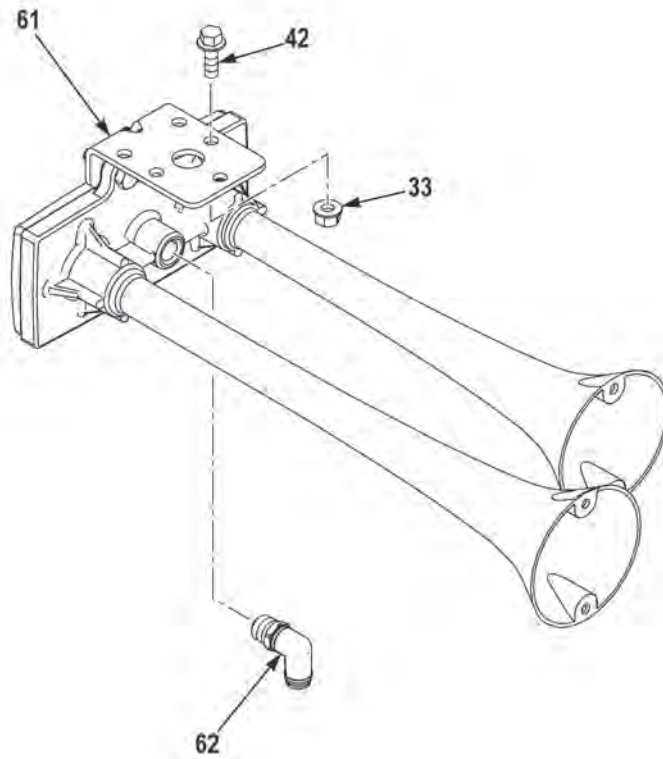


FIGURE 77 - CHASSIS AIR COMPONENTS (M1240A1) (SHEET 5 OF 5)



(1) FIG.	(2) ITEM	(3) PART NO.	(4) DESCRIPTION	(5) QTY.	(6) U/M
			GROUP 1208 AIR BRAKE SYSTEM		
			FIG. 77 CHASSIS AIR COMPONENTS (M1240A1)		
77	1	155843	BOLT,MACHINE,,31-18 X 1.25 G5 ZY . . . . .	10	EA
77	2	2290HX	CLAMP,LOOP,,44ID . . . . .	4	EA
77	3	3005303	COUPLING HALF,QUICK,GLADHAND, EMERGENCY . . . . .	2	EA
77	4	1333510	NUT,SELF-LOCKING,,31-18 G5 ZY . . . . .	16	EA
77	5	KV2K11-36S	ELBOW,PIPE TO TUBE,. . . . .	2	EA
77	6	3536424	ELBOW,PIPE TO TUBE,. . . . .	2	EA
77	7	279000N	VALVE,CONTROL, . . . . .	1	EA
77	8	3536422	ELBOW,TUBE, . . . . .	5	EA
77	9	KV2L13-36S	ELBOW,PIPE TO TUBE,. . . . .	5	EA
77	10	1754250	BOLT,MACHINE,,31-18 X 3.00 G5 ZY . . . . .	2	EA
77	11	3536427	ELBOW,FLANGE TO TUBE . . . . .	2	EA
77	12	441075	COUPLING HALF,QUICK,QUICK DISCONNECT . . . .	2	EA
77	13	SAE J530 6-6 130139BA	COUPLING,PIPE, . . . . .	4	EA
77	14	N13048	DUMMY COUPLING,W/CHAIN. . . . .	2	EA
77	15	72440	SCREW,MACHINE,10-24 X 1/2 . . . . .	4	EA
77	16	71059	WASHER,LOCK,#10 X .34 X .05 SS . . . . .	4	EA
77	17	MS15795-808	WASHER,FLAT,#10 X .41 X .05 SS . . . . .	4	EA
77	18	KV2L07-37S	ELBOW,PIPE TO TUBE,. . . . .	3	EA
77	19	2050120	VALVE,BALL, . . . . .	2	EA
77	20	EM-12	PNEUMATIC MUFFLER,EXHAUST-INTAKE . . . . .	2	EA
77	21	4429K421	BUSHING,PIPE, . . . . .	2	EA
77	22	209P-8-4	BUSHING,PIPE, . . . . .	1	EA
77	23	3536443	TEE,TUBE, . . . . .	1	EA
77	24	KV2L11-36S	ELBOW,QUICK,DISCONNECT . . . . .	6	EA
77	25	N13048H	COUPLING,DUMMY,W/WIRE ROPE . . . . .	1	EA
77	26	N13048G	COUPLING,DUMMY,W/WIRE ROPE . . . . .	1	EA
77	27	7759645	COCK,DRAIN,. . . . .	3	EA
77	28	W05465	COUPLING,PIPE, . . . . .	3	EA
77	29	3536388	ADAPTER,STRAIGHT,PIPE TO TUBE. . . . .	4	EA
77	30	278614N	VALVE,LINEAR,DIRECT,DOUBLE CHECK . . . . .	3	EA
77	31	AQ68-DOT-6X6	ADAPTER,STRAIGHT,PIPE TO TUBE. . . . .	4	EA
77	32	3536452	TEE,PIPE TO TUBE, . . . . .	1	EA
77	33	0192408	NUT,SELF-LOCKING,,25-20 G5 ZY . . . . .	6	EA
77	34	201010N	CONNECTOR,MULTIPLE,FLUID PRESSURE LINE . .	1	EA
77	35	N-50009-A	VALVE,SAFETY RELEAS, . . . . .	3	EA
77	36	215672N	COUPLING,PIPE, . . . . .	1	EA
77	37	12715-061	CAP,PROTECTIVE,DUST,AIR COUPLING . . . . .	1	EA

(1) FIG.	(2) ITEM	(3) PART NO.	(4) DESCRIPTION	(5) QTY.	(6) U/M
77	38	B35 N	COUPLING HALF,QUICK,QUICK DISCONNECT . . . .	1	EA
77	39	SAE J530 8-6 130137B	REDUCER,PIPE, . . . . .	1	EA
77	40	3536428	ELBOW,TUBE, . . . . .	1	EA
77	41	3536396	ADAPTER,STRAIGHT,PIPE TO TUBE . . . . .	1	EA
77	42	110961	SCREW,CAP,HEX HEAD,.25-20 X .75 G5 ZY . . . . .	4	EA
77	43	3875429	BRACKET,MOUNTING,QRV . . . . .	1	EA
77	44	212322N	CONNECTOR,MULTIPLE,FLUID PRESSURE LINE . .	1	EA
77	45	111500A	PLUG,PIPE, . . . . .	3	EA
77	46	KV2H11-35S	ADAPTER,STRAIGHT,PIPE TO TUBE . . . . .	1	EA
77	47	226691N	VALVE,CHECK, . . . . .	1	EA
77	48	4-4 130137B	NIPPLE,PIPE, . . . . .	3	EA
77	49	0110960	SCREW,CAP,HEX HEAD,.25-20 X 1.00 G5 ZY . . . . .	2	EA
77	50	277148	VALVE,SAFETY RELIEF,PROTECTION 85 PSI. . . . .	2	EA
77	51	KV2LF11-35	ELBOW,PIPE TO TUBE, . . . . .	1	EA
77	52	4-4-4 130425B	TEE,PIPE, . . . . .	1	EA
77	53	0155840	SCREW,CAP,HEX HEAD,.31-18 X 1.00 G5 ZY . . . . .	4	EA
77	54	219P-6	PLUG,PIPE, . . . . .	1	EA
77	55	3536467	ELBOW,PIPE TO TUBE, . . . . .	2	EA
77	56	3536463	ELBOW,PIPE TO TUBE, . . . . .	1	EA
77	57	3536468	ELBOW,PIPE TO TUBE, . . . . .	1	EA
77	58	J530 8-8-8 130424BA	TEE,PIPE, . . . . .	1	EA
77	59	N-20959-EA	VALVE,BRAKE,PNEUMATIC . . . . .	1	EA
77	60	3857956	BRACKET,AIR VALVE MOUNTING . . . . .	1	EA
77	61	H00640MA	HORN,SIGNAL, . . . . .	1	EA
77	62	3536419	ELBOW,PIPE TO TUBE, . . . . .	1	EA

END OF FIGURE

---

**FIELD AND SUSTAINMENT MAINTENANCE  
CHASSIS AIR COMPONENTS (M1245)**

---

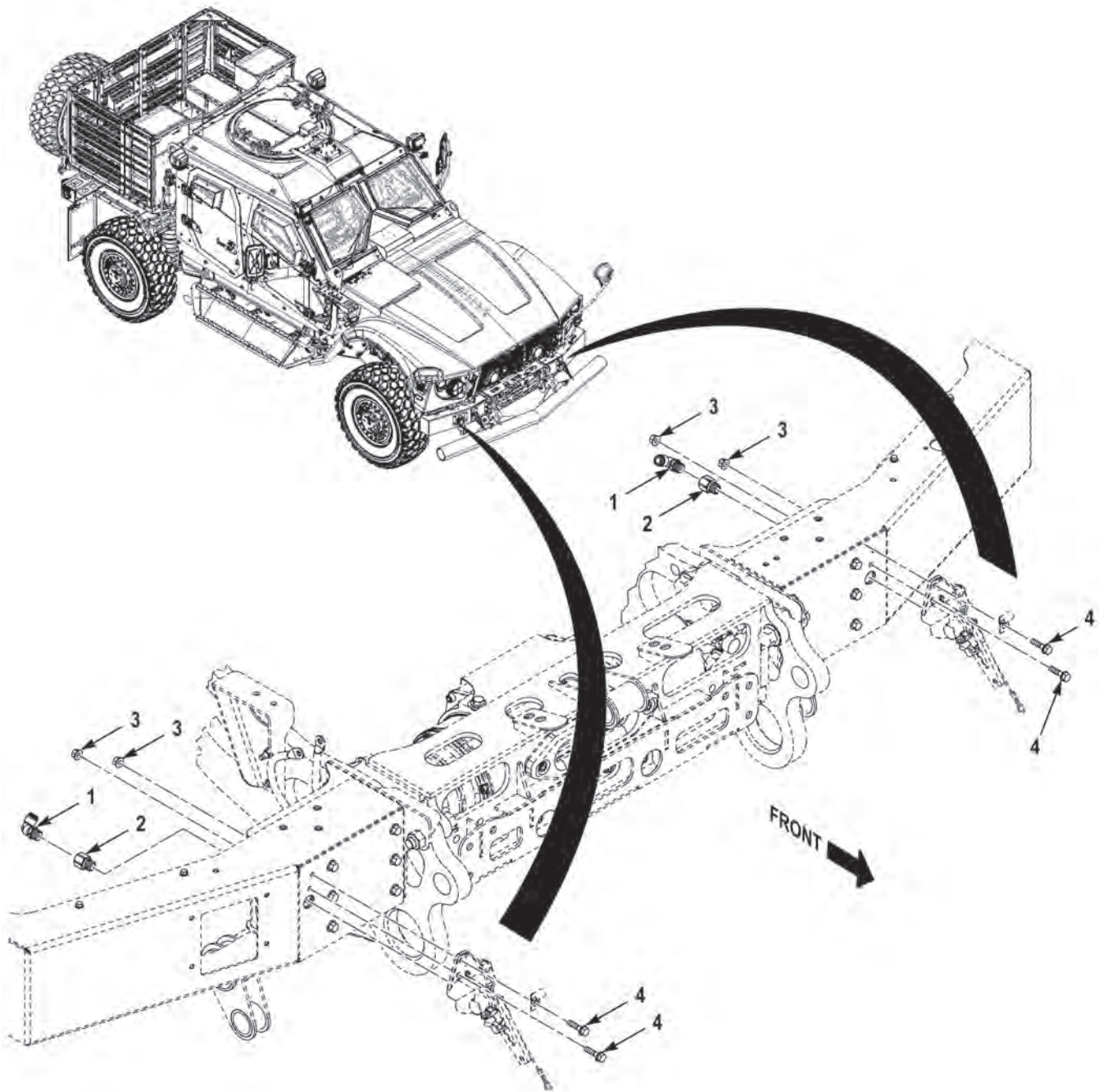


FIGURE 78 - CHASSIS AIR COMPONENTS (M1245) (SHEET 1 OF 5)

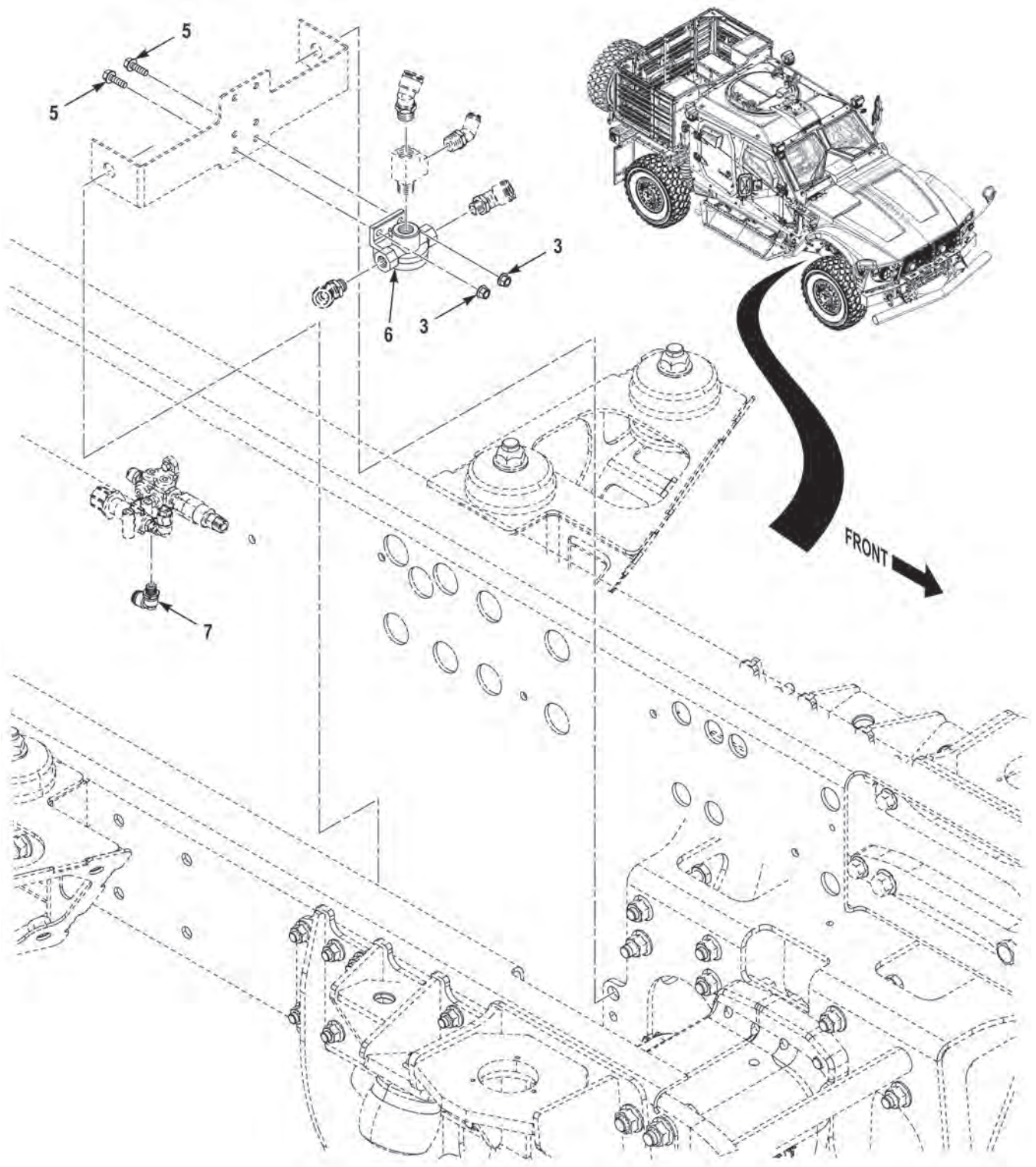


FIGURE 78 - CHASSIS AIR COMPONENTS (M1245) (SHEET 2 OF 5)



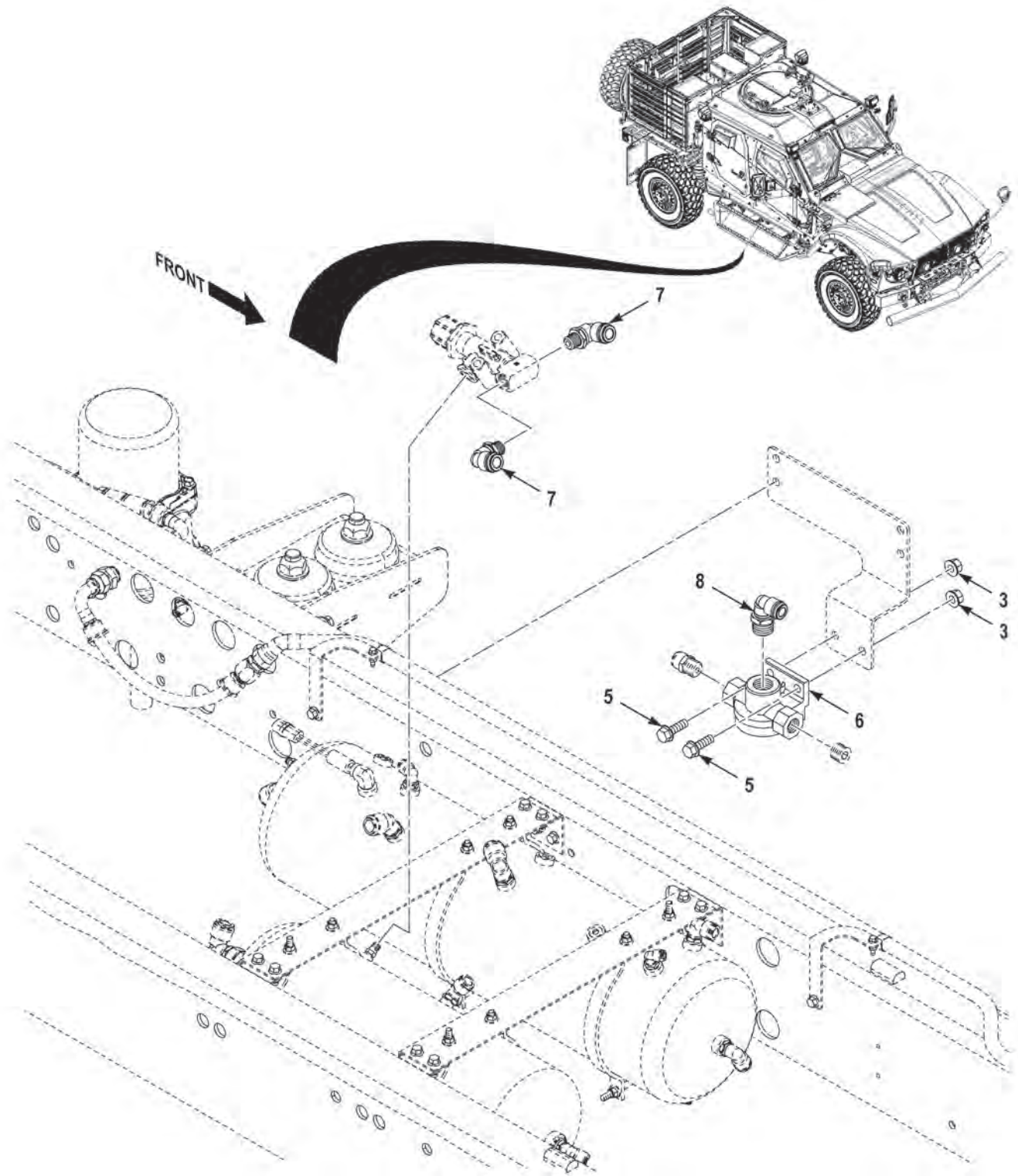


FIGURE 78 - CHASSIS AIR COMPONENTS (M1245) (SHEET 3 OF 5)

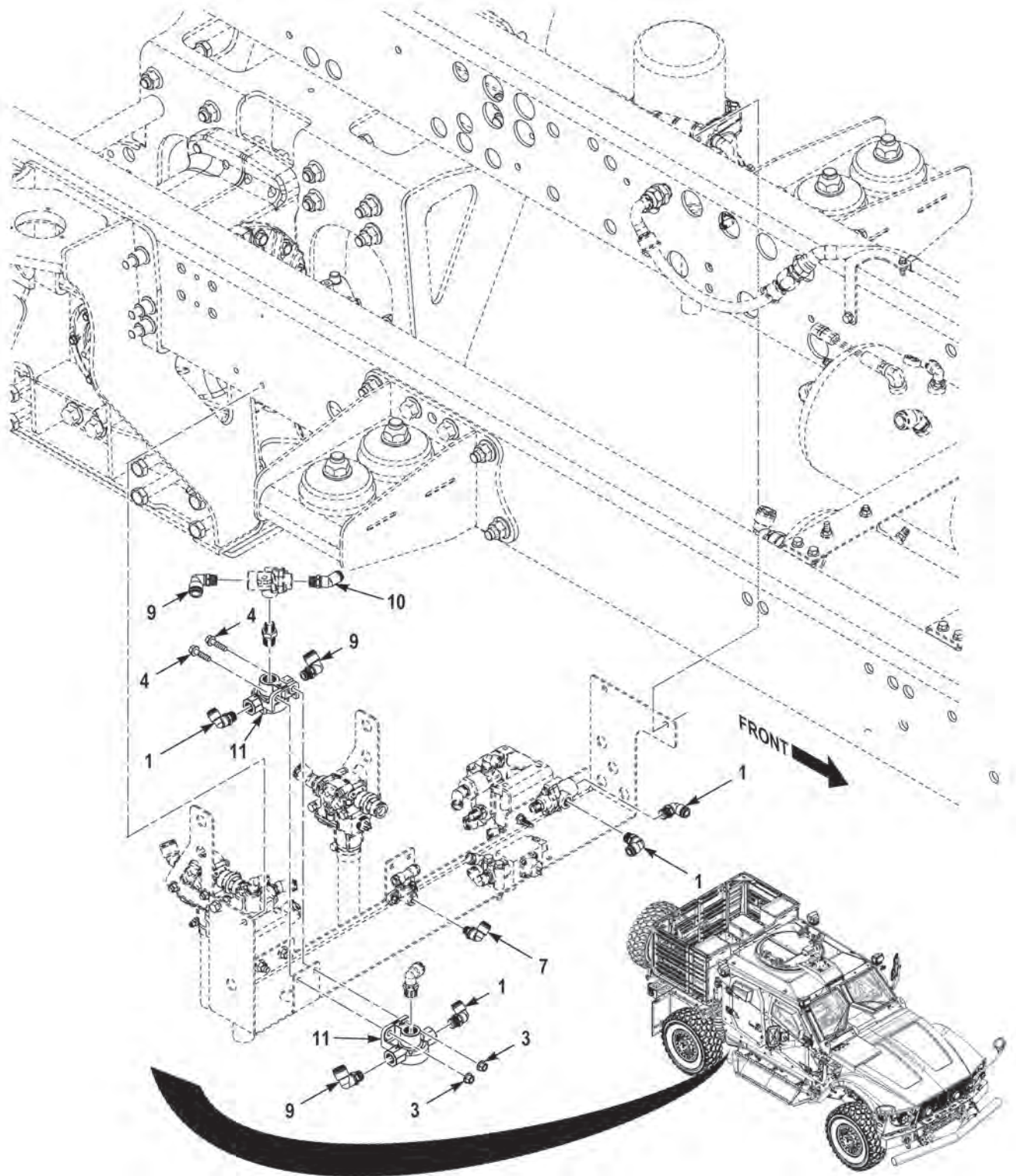


FIGURE 78 - CHASSIS AIR COMPONENTS (M1245) (SHEET 4 OF 5)



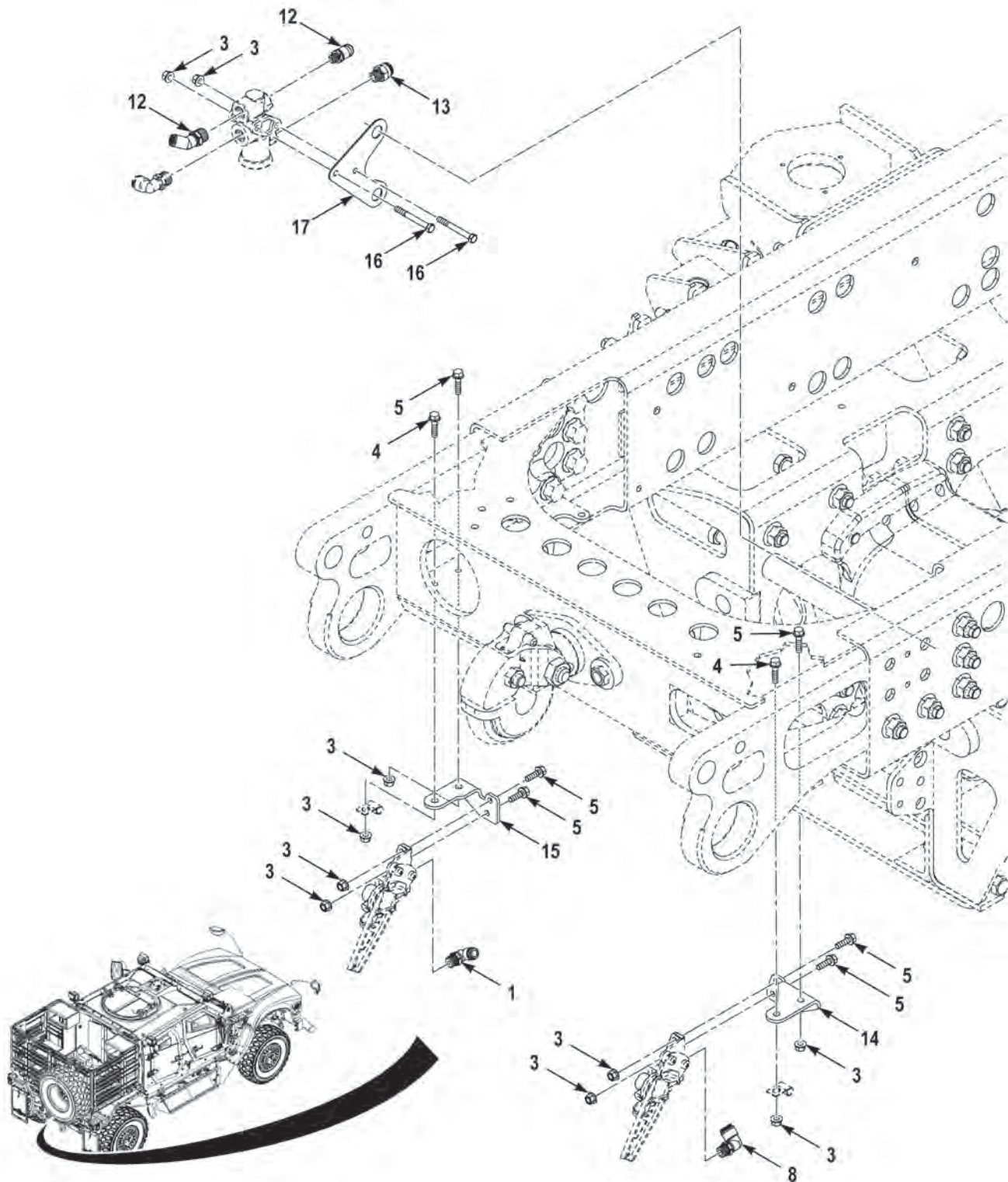


FIGURE 78 - CHASSIS AIR COMPONENTS (M1245) (SHEET 5 OF 5)



(1) FIG.	(2) ITEM	(3) PART NO.	(4) DESCRIPTION	(5) QTY.	(6) U/M
GROUP 1208 AIR BRAKE SYSTEM					
FIG. 78 CHASSIS AIR COMPONENTS (M1245)					
78	1	12423178-005	ELBOW,QUICK DISCONNECT . . . . .	7	EA
78	2	SAE J530 6-6 130139BA	COUPLING,PIPE. . . . .	2	EA
78	3	1333510	NUT,SELF-LOCKING,.31-18 G5 ZY . . . . .	20	EA
78	4	155843	SCREW,CAP,HEX HEAD,.31-18 X 1.25 G5 ZY . . . . .	8	EA
78	5	0155840	SCREW,CAP,HEX HEAD,.31-18 X 1.00 G5 ZY . . . . .	10	EA
78	6	N-20959-EA	VALVE,BRAKE . . . . .	2	EA
78	7	KV2L11-35S	ELBOW,TUBE. . . . .	4	EA
78	8	KV2L11-37S	ELBOW,PIPE TO TUBE . . . . .	1	EA
78	9	KV2L13-36S	ELBOW,PIPE TO TUBE . . . . .	4	EA
78	10	KV2K11-36S	ELBOW,PIPE TO TUBE . . . . .	1	EA
78	11	N-50009-A	VALVE,SAFETY RELEAS. . . . .	2	EA
78	12	KV2K11-35S	ELBOW,TUBE. . . . .	2	EA
78	13	KV2H13-36S	ADAPTER,STRAIGHT . . . . .	1	EA
78	14	3895349	BRACKET,VEHICULAR . . . . .	1	EA
78	15	3895341	BRACKET,VEHICULAR . . . . .	1	EA
78	16	9423808	SCREW,CAP,HEX HEAD,.31-18 X 2.75 G5 ZY . . . . .	2	EA
78	17	3895208	BRACKET,VEHICULAR . . . . .	1	EA

END OF FIGURE



---

**FIELD AND SUSTAINMENT MAINTENANCE  
CHASSIS AIR LINES (M1240A1)**

---

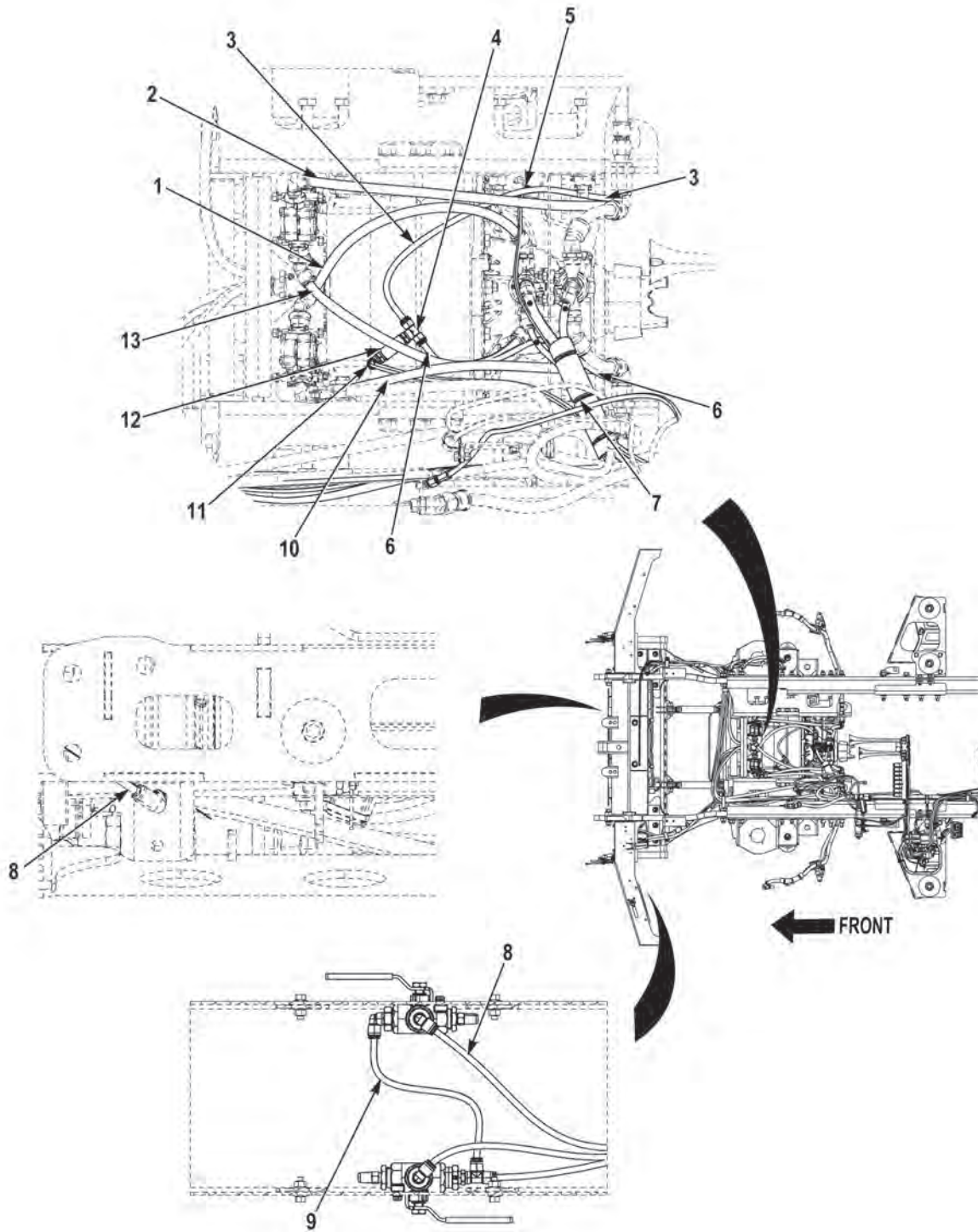


FIGURE 79 - CHASSIS AIR LINES (M1240A1) (SHEET 1 OF 5)

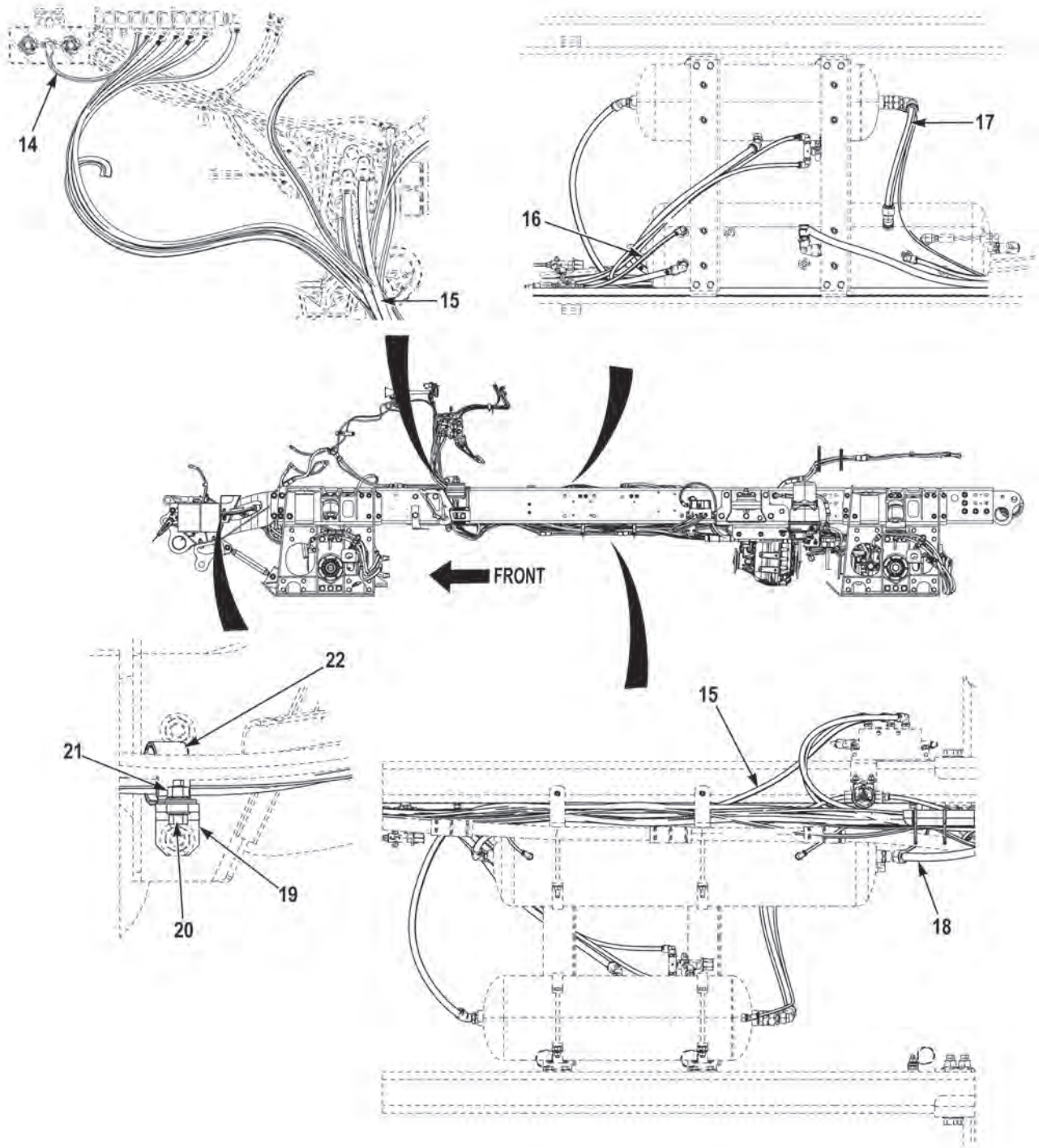


FIGURE 79 - CHASSIS AIR LINES (M1240A1) (SHEET 2 OF 5)

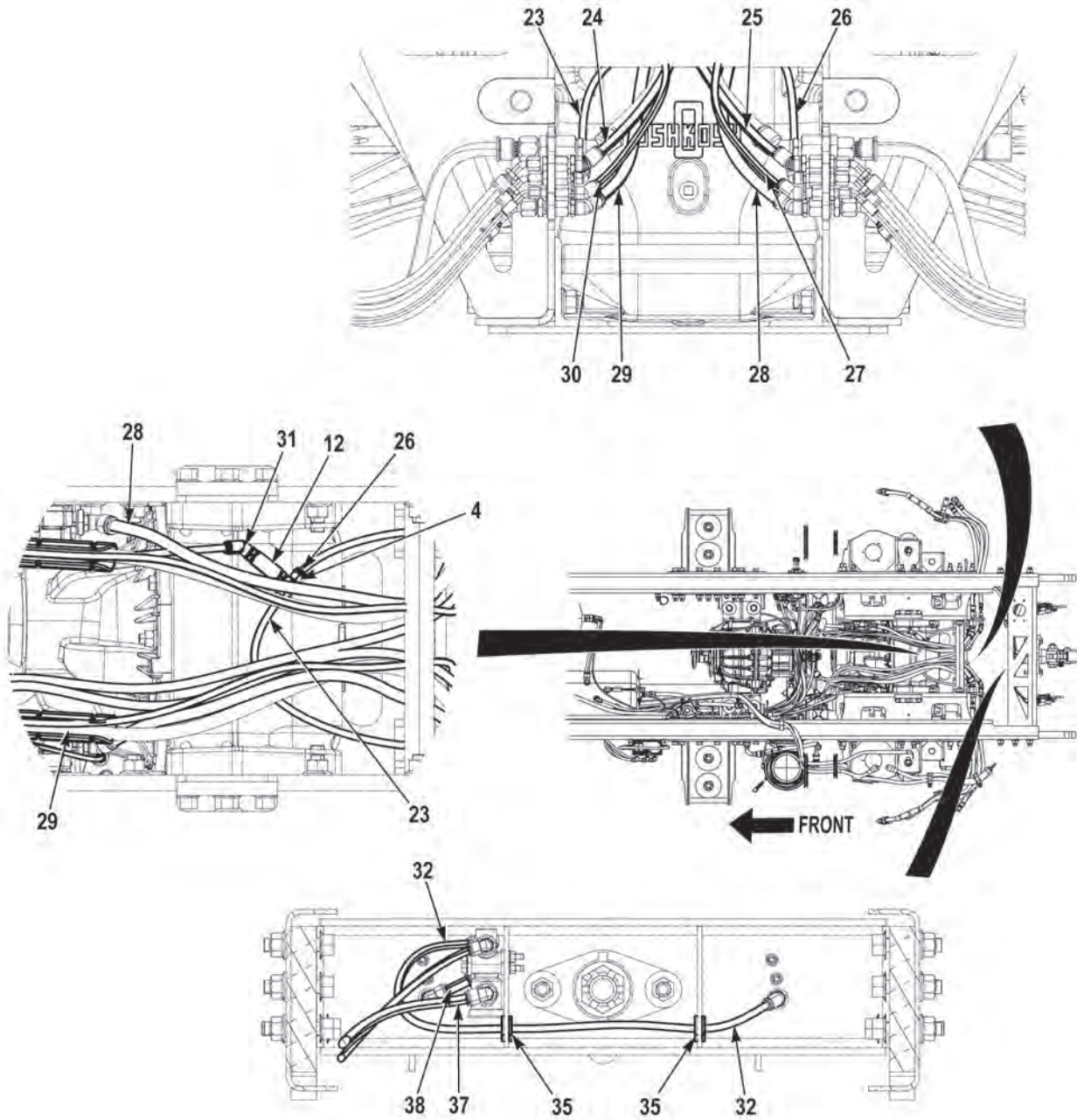


FIGURE 79 - CHASSIS AIR LINES (M1240A1) (SHEET 3 OF 5)



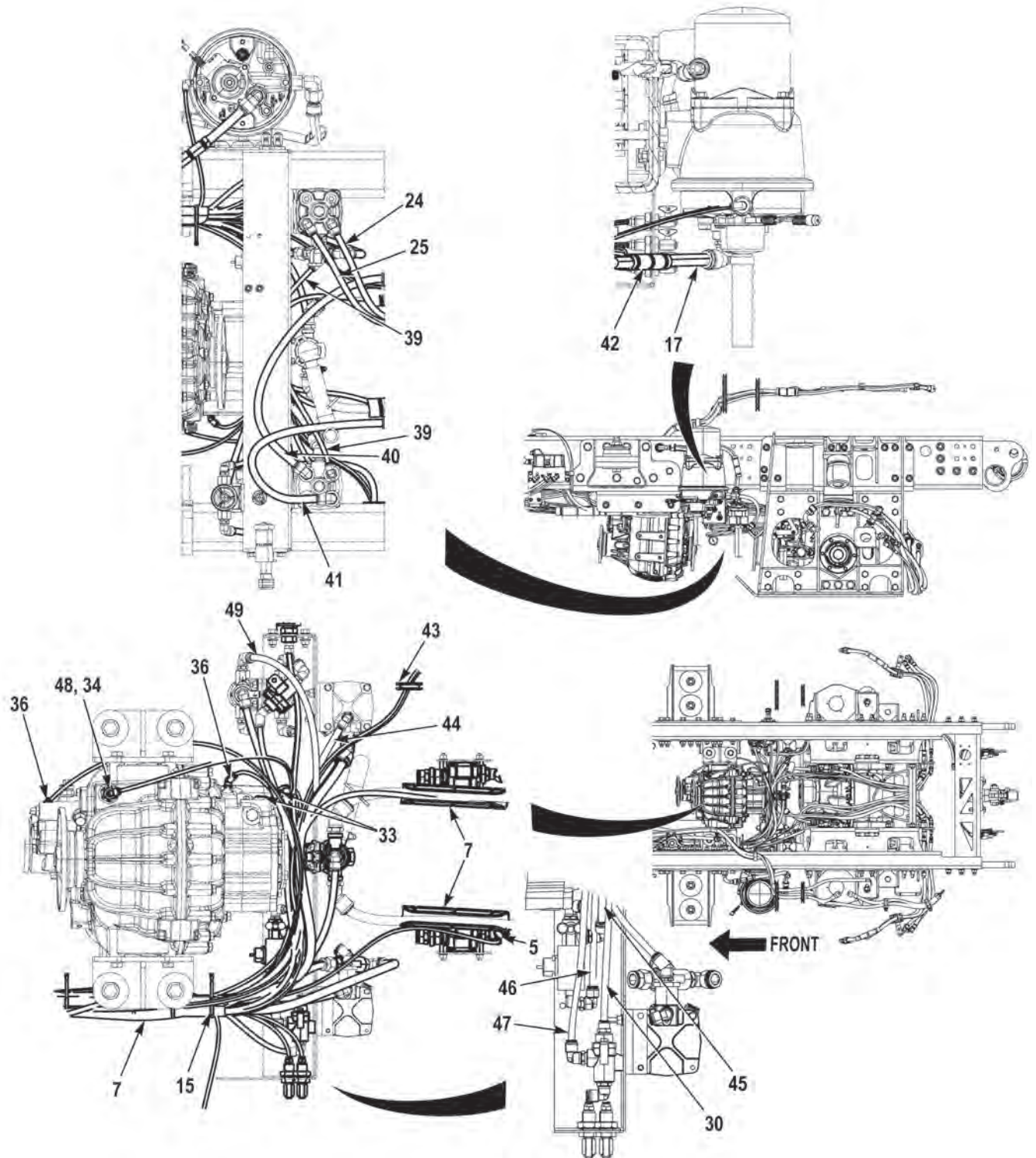


FIGURE 79 - CHASSIS AIR LINES (M1240A1) (SHEET 4 OF 5)

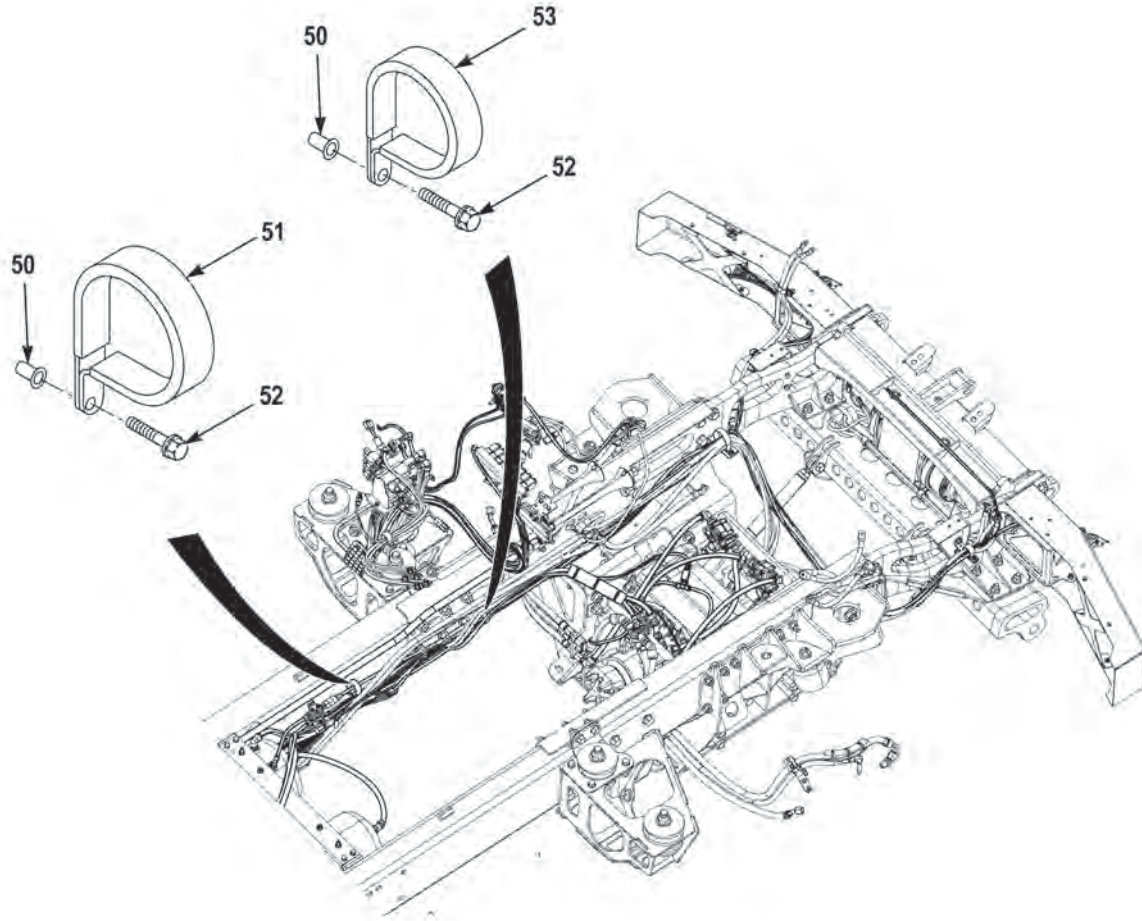


FIGURE 79 - CHASSIS AIR LINES (M1240A1) (SHEET 5 OF 5)



(1) FIG.	(2) ITEM	(3) PART NO.	(4) DESCRIPTION	(5) QTY.	(6) U/M
			GROUP 1208 AIR BRAKE SYSTEM FIG. 79 CHASSIS AIR LINES (M1240A1)		
79	1	3833486	TUBING, NONMETALLIC, MAKE FROM TUBING P/N PFT-10B-BLK-100 (61424), 19 IN LG, HOSE CODE 2546 . . . . .	1	EA
79	2	3841988	TUBING, NONMETALLIC, MAKE FROM TUBING P/N PFT-10B-GRN (98441), 25.5 IN LG, HOSE CODE 2013 . . . . .	1	EA
79	3	3836304	TUBING, NONMETALLIC, MAKE FROM TUBING P/N PFT-6B-ORG (98441), 22.5 IN LG, HOSE CODE 1VR. . . . .	1	EA
79	4	3536453	TEE, PIPE TO TUBE, . . . . .	2	EA
79	5	KV2H07-34S	ADAPTER, STRAIGHT, PIPE TO TUBE. . . . .	2	EA
79	6	3836303	TUBING, NONMETALLIC, MAKE FROM TUBING P/N PFT-6B-ORG (98441), 16 IN LG, HOSE CODE 1VL . . . . .	1	EA
79	7	3117510	GUARD, HOSE-TUBING, 8 IN BLACK . . . . .	6	EA
79	8	3837159	TUBING, NONMETALLIC, MAKE FROM TUBING P/N PFT-4A-ORG (61424), 111 IN LG, HOSE CODE 2070 . . . . .	1	EA
79	9	3837138	TUBING, NONMETALLIC, MAKE FROM TUBING P/N PFT-4A-ORG (61424), 8.5 IN LG, HOSE CODE 2071A . . . . .	1	EA
79	10	3841987	TUBING, NONMETALLIC, MAKE FROM TUBING P/N PFT-10B-GRN (98441), 25.5 IN LG, HOSE CODE 2012 . . . . .	1	EA
79	11	KV2L11-36S	ELBOW, QUICK, DISCONNECT . . . . .	1	EA
79	12	6-6-6-130425B	TEE, PIPE, . . . . .	2	EA
79	13	3833485	TUBING, NONMETALLIC, MAKE FROM TUBING P/N PFT-10B-BLK-100 (61424), 19 IN LG, HOSE CODE 2545 . . . . .	1	EA
79	14	3833862	TUBING, NONMETALLIC, MAKE FROM TUBING, P/N C604-250BLK (13174), 12.0 IN LG, HOSE CODE 2785 . . . . .	1	EA
79	15	3866503	AIR HARNESS, CHASSIS, MAIN . . . . .	1	EA
79	16	3870882	TUBING, NONMETALLIC, MAKE FROM TUBING P/N PFT-6B (61424), 15 IN LG, HOSE CODE 2004 . . . . .	1	EA
79	17	3837297	TUBING, NONMETALLIC, MAKE FROM TUBING P/N J844 TYPEB-SIZE 3/4X50FT (81343), 14 IN LG, HOSE CODE 2007 . . . . .	1	EA
79	18	3870883	TUBING, NONMETALLIC, MAKE FROM TUBING P/N J844 TYPEB-SIZE 3/4X50FT (81343), 36 IN LG, HOSE CODE 2002 . . . . .	1	EA
79	19	3725565	BRACKET, VEHICULAR, . . . . .	1	EA
79	20	110961	SCREW, CAP, HEX HEAD, .25-20 X .75 G5 ZY . . . . .	1	EA
79	21	0192408	NUT, SELF-LOCKING, .25-20 G5 ZY . . . . .	1	EA

(1) FIG.	(2) ITEM	(3) PART NO.	(4) DESCRIPTION	(5) QTY.	(6) U/M
79	22	COV2113	CLAMP,LOOP,1.25 ID .....	1	EA
79	23	3836913	TUBING,NONMETALLIC,MAKE FROM TUBING P/N PFT-6B-ORG (98441), 19 IN LG, HOSE CODE 2VL .....	1	EA
79	24	3833502	TUBING,NONMETALLIC,MAKE FROM TUBING P/N CPR104420-3 (19207), 43.5 IN LG, HOSE CODE 2022 .....	1	EA
79	25	3833503	TUBING,NONMETALLIC,MAKE FROM TUBING P/N CPR104420-3 (19207), 58.5 IN LG, HOSE CODE 2023 .....	1	EA
79	26	3836914	TUBING,NONMETALLIC,MAKE FROM TUBING P/N PFT-6B-ORG (98441), 12 IN LG, HOSE CODE 2VR .....	1	EA
79	27	3837088	TUBING,NONMETALLIC,MAKE FROM TUBING P/N PFT-6B-BLU (61424), 45 IN LG, HOSE CODE 3VR .....	1	EA
79	28	3833509	TUBING,NONMETALLIC,MAKE FROM TUBING P/N PFT-10B-RED (98441), 27.5 IN LG, HOSE CODE 2017 .....	1	EA
79	29	3833508	TUBING,NONMETALLIC,MAKE FROM TUBING P/N PFT-10B-RED (98441), 27.5 IN LG, HOSE CODE 2015 .....	1	EA
79	30	3878568	TUBING,NONMETALLIC,MAKE FROM TUBING P/N 1120-6B-RED-500 (61424), 30 IN LG, HOSE CODE 2636 .....	1	EA
79	31	KV2K11-36S	ELBOW,PIPE TO TUBE,.....	1	EA
79	32	3837050	TUBING,NONMETALLIC,MAKE FROM TUBING P/N 1120-6B-RED-500 (61424), 32 IN LG, HOSE CODE 2654 .....	1	EA
79	33	3536419	ELBOW,PIPE TO TUBE,.....	2	EA
79	34	KV2L07-37S	ELBOW,PIPE TO TUBE,.....	1	EA
79	35	2567-45009	GROMMET,NONMETALLIC,.75 X 1.06 X .25 RBR ...	2	EA
79	36	3536459	COUPLING HALF,QUICK DISCONNECT.....	2	EA
79	37	3833510	TUBING,NONMETALLIC,MAKE FROM TUBING P/N PFT-8B-BLU (98441), 55 IN LG, HOSECODE 2661 .....	1	EA
79	38	3837028	TUBING,NONMETALLIC,MAKE FROM TUBING P/N PFT-8B-BLU (98441), 2.50 IN LG, HOSE CODE 2655 .....	1	EA
79	39	3833494	TUBING,NONMETALLIC,MAKE FROM TUBING P/N 1120-6B-RED-500 (61424), 21 IN LG, HOSE CODE 2660 .....	1	EA
79	40	3833500	TUBING,NONMETALLIC,MAKE FROM TUBING P/N PFT-10B-BLK-100 (61424), 22 IN LG, HOSE CODE 2143 .....	1	EA
79	41	3833501	TUBING,NONMETALLIC,MAKE FROM TUBING P/N PFT-10B-BLK-100 (61424), 22 IN LG, HOSE CODE 2144 .....	1	EA

(1) FIG.	(2) ITEM	(3) PART NO.	(4) DESCRIPTION	(5) QTY.	(6) U/M
79	42	HP4-B	GUARD,HOSE-TUBING,4 IN BLACK . . . . .	1	EA
79	43	Z-485	GROMMET,NONMETALLIC,1.25 X 1.50 X .25 RBR . .	1	EA
79	44	3870999	TUBING,NONMETALLIC,MAKE FROM TUBING P/N 1120-6B-RED-500 (61424), 19 IN LG, HOSE CODE 2638 . . . . .	1	EA
79	45	3837087	TUBING,NONMETALLIC,MAKE FROM TUBING P/N PFT-6B-BLU (61424), 45 IN LG, HOSE CODE 3VL . . . . .	1	EA
79	46	3871000	TUBING,NONMETALLIC,MAKE FROM TUBING P/N 1120-6B-RED-500 (61424), 22 IN LG, HOSE CODE 2489 . . . . .	1	EA
79	47	3833497	TUBING,NONMETALLIC,MAKE FROM TUBING P/N 1120-6B-RED-500 (61424), 22 IN LG, HOSE CODE 2637 . . . . .	1	EA
79	48	M22-1/2F80HG-S	ADAPTER,STRAIGHT,PIPE TO TUBE. . . . .	1	EA
79	49	3840475	TUBING,NONMETALLIC,MAKE FROM TUBING P/N 48-00101-022 (64678), 6 IN LG, HOSE CODE 2653 . . . . .	1	EA
79	50	ALS4-616-312	INSERT,SCREW THREAD,.38-16 . . . . .	2	EA
79	51	COV-3313	CLAMP,LOOP,2.00 ID . . . . .	1	EA
79	52	0155849	BOLT,MACHINE,.38-16 X 1.00 G5 ZY . . . . .	2	EA
79	53	C0V2513	CLAMP,LOOP,1.50 ID . . . . .	1	EA

END OF FIGURE



---

**FIELD AND SUSTAINMENT MAINTENANCE  
CHASSIS AIR LINES (M1245)**

---



FIGURE 80 - CHASSIS AIR LINES (M1245)

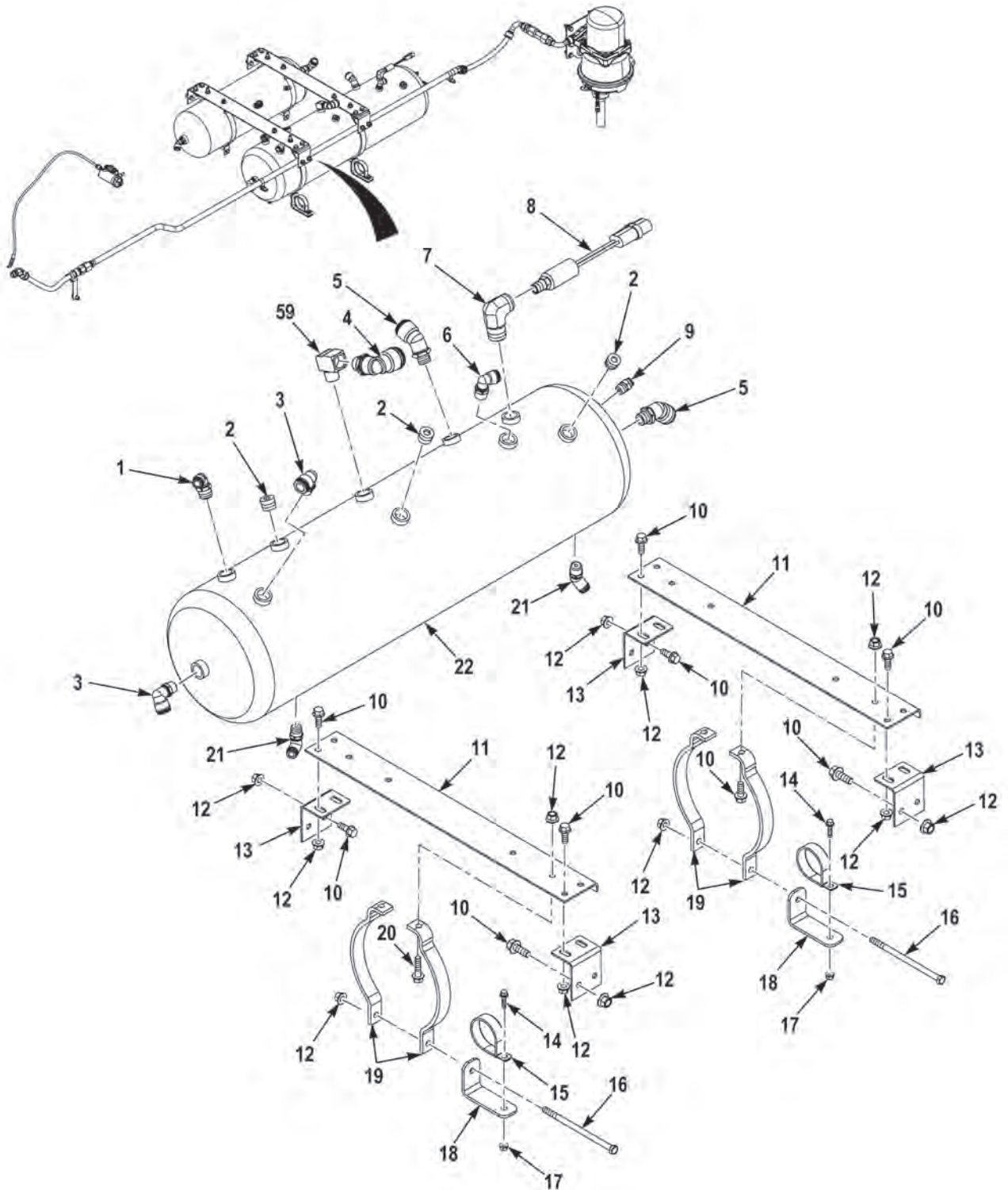
(1) FIG.	(2) ITEM	(3) PART NO.	(4) DESCRIPTION	(5) QTY.	(6) U/M
			GROUP 1208 AIR BRAKE SYSTEM FIG. 80 CHASSIS AIR LINES (M1245)		
80	1	1605160-32.5	TUBING, NONMETALLIC MAKE FROM TUBING P/N 1120-6B-RED-500 (61424) 32.5 IN LG. ....	1	EA
80	2	1605350-9	TUBING, NONMETALLIC MAKE FROM TUBING P/N PFT-8B-BLU (98441) 9.0 IN LG. ....	1	EA

END OF FIGURE





**FIELD AND SUSTAINMENT MAINTENANCE  
CHASSIS AIR SUPPLY (M1240A1)**



**FIGURE 81 - CHASSIS AIR SUPPLY (M1240A1) (SHEET 1 OF 4)**

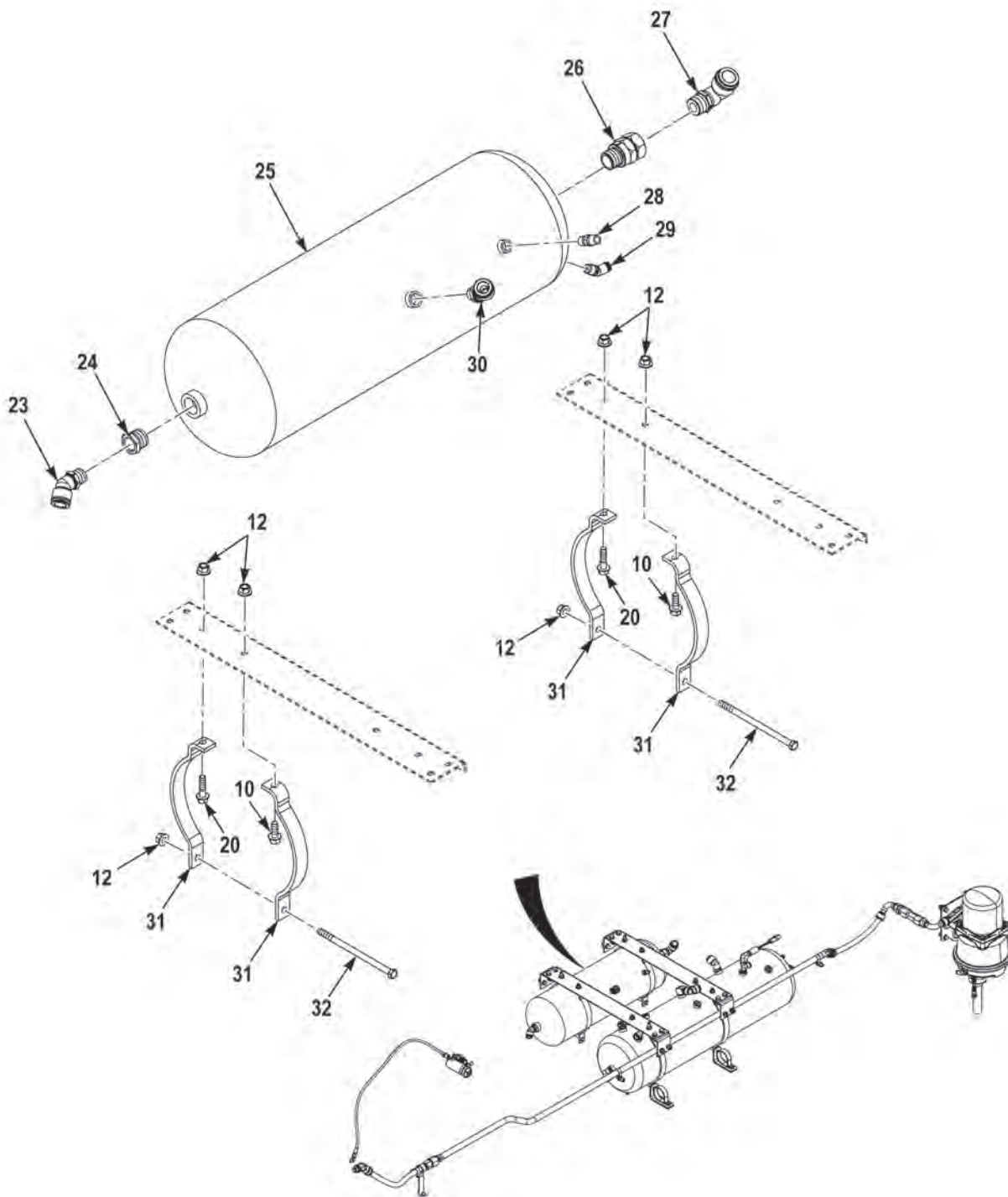


FIGURE 81 - CHASSIS AIR SUPPLY (M1240A1) (SHEET 2 OF 4)

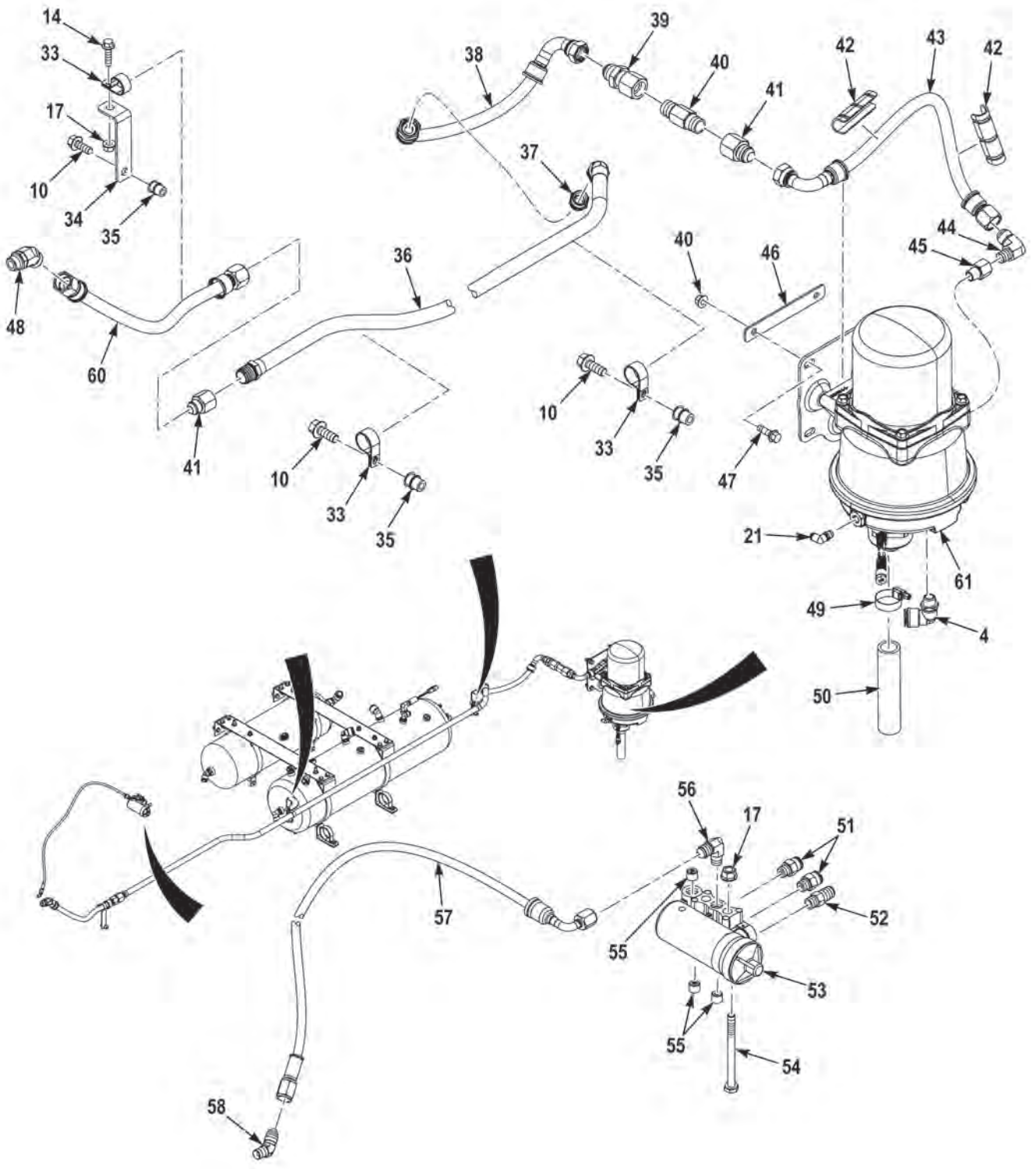


FIGURE 81 - CHASSIS AIR SUPPLY (M1240A1) (SHEET 3 OF 4)

- 61 — 62 THROUGH 67
- 62 — 63 THROUGH 65

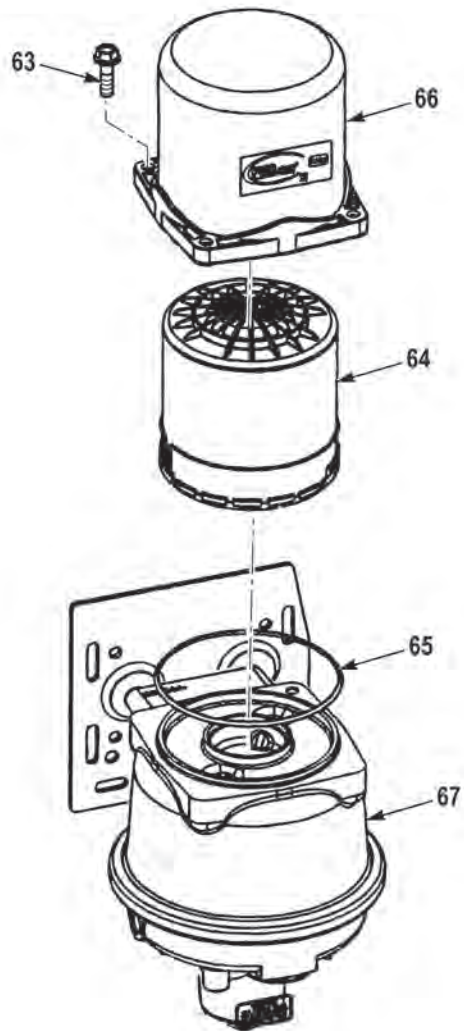


FIGURE 81 - CHASSIS AIR SUPPLY (M1240A1) (SHEET 4 OF 4)

(1) FIG.	(2) ITEM	(3) PART NO.	(4) DESCRIPTION	(5) QTY.	(6) U/M
			GROUP 1208 AIR BRAKE SYSTEM FIG. 81 CHASSIS AIR SUPPLY (M1240A1)		
81	1	3536424	ELBOW,PIPE TO TUBE . . . . .	1	EA
81	2	219P-8	PLUG,PIPE . . . . .	3	EA
81	3	3536429	ELBOW,FLANGE,FLANGE TO TUBE . . . . .	2	EA
81	4	3536431	ELBOW,PIPE TO TUBE . . . . .	2	EA
81	5	3536470	ELBOW,TUBE. . . . .	2	EA
81	6	3536427	ELBOW,FLANGE TO TUBE . . . . .	1	EA
81	7	1/2X1/4 CD-S	ELBOW,TUBE. . . . .	1	EA
81	8	673345	SWITCH,PRESSURE,CTIS . . . . .	1	EA
81	9	3536388	ADAPTER,STRAIGHT,PIPE TO TUBE. . . . .	1	EA
81	10	0155849	BOLT,MACHINE,,38-16 X 1.00 G5 ZY . . . . .	24	EA
81	11	3841099	BRACKET,TOP,AIR TANK SUPPORT . . . . .	2	EA
81	12	10823-00318	NUT,SELF-LOCKING,,38-16 G5 ZY . . . . .	32	EA
81	13	3841098	BRACKET,AIR TANK SUPPORT . . . . .	4	EA
81	14	0110960	SCREW,CAP,HEX HEAD,,25-20 X 1.00 G5 ZY . . . . .	3	EA
81	15	FNFU	CLAMP,LOOP,2.25 ID. . . . .	2	EA
81	16	1917720	SCREW,CAP,HEX HEAD,,38-16 X 7.00 G5 ZY . . . . .	2	EA
81	17	0192408	NUT,SELF-LOCKING,,25-20 G5 ZY . . . . .	5	EA
81	18	3792706	BRACKET . . . . .	2	EA
81	19	3286527	BRACKET,VEHICULAR . . . . .	4	EA
81	20	1754280	SCREW,CAP,HEX HEAD,,38-16 X 1.50 G5 ZY . . . . .	3	EA
81	21	3536419	ELBOW,PIPE TO TUBE . . . . .	3	EA
81	22	3871969	TANK,PRESSURE,1550-890 AL . . . . .	1	EA
81	23	3536468	ELBOW,PIPE TO TUBE . . . . .	1	EA
81	24	SAE J530 12-8 130140BA	BUSHING,PIPE. . . . .	1	EA
81	25	3575238	TANK,PRESSURE . . . . .	1	EA
81	26	N-13526-J	VALVE,CHECK . . . . .	1	EA
81	27	3536432	ELBOW,TUBE. . . . .	1	EA
81	28	4-4 130137B	NIPPLE,PIPE . . . . .	1	EA
81	29	3536459	COUPLING HALF,QUICK DISCONNECT . . . . .	1	EA
81	30	3536467	ELBOW,PIPE TO TUBE . . . . .	1	EA
81	31	3286528	BRACKET,MOUNTING. . . . .	4	EA
81	32	95126	SCREW,CAP,HEX HEAD,,38-16 X 6.50 G5 ZY . . . . .	2	EA
81	33	COV-1509	CLAMP,LOOP,.875 ID. . . . .	3	EA
81	34	3821681	BRACKET,MOUNTING. . . . .	1	EA
81	35	ALS4-616-312	INSERT,SCREW THREAD,,38-16 . . . . .	3	EA
81	36	3944701	PIPE,BENT,METALLIC . . . . .	1	EA
81	37	MS51500A12	ADAPTER,STRAIGHT,PIPE TO TUBE. . . . .	1	EA
81	38	P2930639121212-17.0	HOSE ASSEMBLY,17.0 IN LG, HOSE CODE 2001A . .	1	EA

(1) FIG.	(2) ITEM	(3) PART NO.	(4) DESCRIPTION	(5) QTY.	(6) U/M
81	39	3052427	ADAPTER,STRAIGHT,PIPE TO TUBE . . . . .	1	EA
81	40	3/4X3.0FFF-SS	NIPPLE,PIPE. . . . .	1	EA
81	41	SAE J514 12-12 070103CA	ADAPTER,STRAIGHT,PIPE TO TUBE . . . . .	2	EA
81	42	HP4-B	GUARD,HOSE-TUBING,4 IN BLACK . . . . .	2	EA
81	43	SAE J514 8-12 070202B	ELBOW,PIPE TO TUBE . . . . .	1	EA
81	44	3846381	HOSE ASSEMBLY,22 IN LG, HOSE CODE 2011B. . . . .	1	EA
81	45	1529480	COUPLING,PIPE. . . . .	1	EA
81	46	3819359	SPACER,PLATE . . . . .	1	EA
81	47	0155848	BOLT,MACHINE,,38-16 X 1.25 G5 ZY . . . . .	4	EA
81	48	12-10V5OX-S V0894	ELBOW,BOSS. . . . .	1	EA
81	49	5416K16	CLAMP,HOSE . . . . .	1	EA
81	50	3832751	HOSE,NONMETALLIC,1.00ID X 6.00LG . . . . .	1	EA
81	51	KV2H07-34S	ADAPTER,STRAIGHT,PIPE TO TUBE . . . . .	2	EA
81	52	EM-12	PNEUMATIC MUFFLER,EXHAUST-INTAKE . . . . .	1	EA
81	53	5010407	GOVERNOR ASSEMBLY,AIR BRAKE . . . . .	1	EA
81	54	2418HX1	SCREW,CAP,HEX HEAD,,25-20 X 2.50 G5 ZY . . . . .	2	EA
81	55	7538990	PLUG,PIPE . . . . .	3	EA
81	56	MS51504A4	ELBOW,PIPE TO TUBE . . . . .	1	EA
81	57	P2933968040404-35	HOSE ASSEMBLY,35 IN LG,HOSE CODE 2114 . . . . .	1	EA
81	58	2-4070302CA	ELBOW,PIPE TO TUBE . . . . .	1	EA
81	59	8-8 140339B	ELBOW,PIPE. . . . .	1	EA
81	60	P9190606121212-21.0	HOSE ASSEMBLY,21.0 IN LG, HOSE CODE 2001 . . . . .	1	EA
81	61	N-50011-H	DRIER,AIR-GAS,24V,N50011H. . . . .	1	EA
81	62	RN60Z	. PARTS KIT,AIR DRIER . . . . .	1	KT
81	63	3-X-4959	.. SCREW . . . . .	4	EA
81	64	93853	.. DESICCANT CARTRIDGE. . . . .	1	EA
81	65	N-16000-L	.. O-RING. . . . .	1	EA
81	66	N50011HC	. COVER,HOUSING . . . . .	4	EA
81	67	N50011HB	. HOUSING . . . . .	4	EA

END OF FIGURE



---

**FIELD AND SUSTAINMENT MAINTENANCE  
CHASSIS BRAKE COMPONENTS (M1240A1)**

---

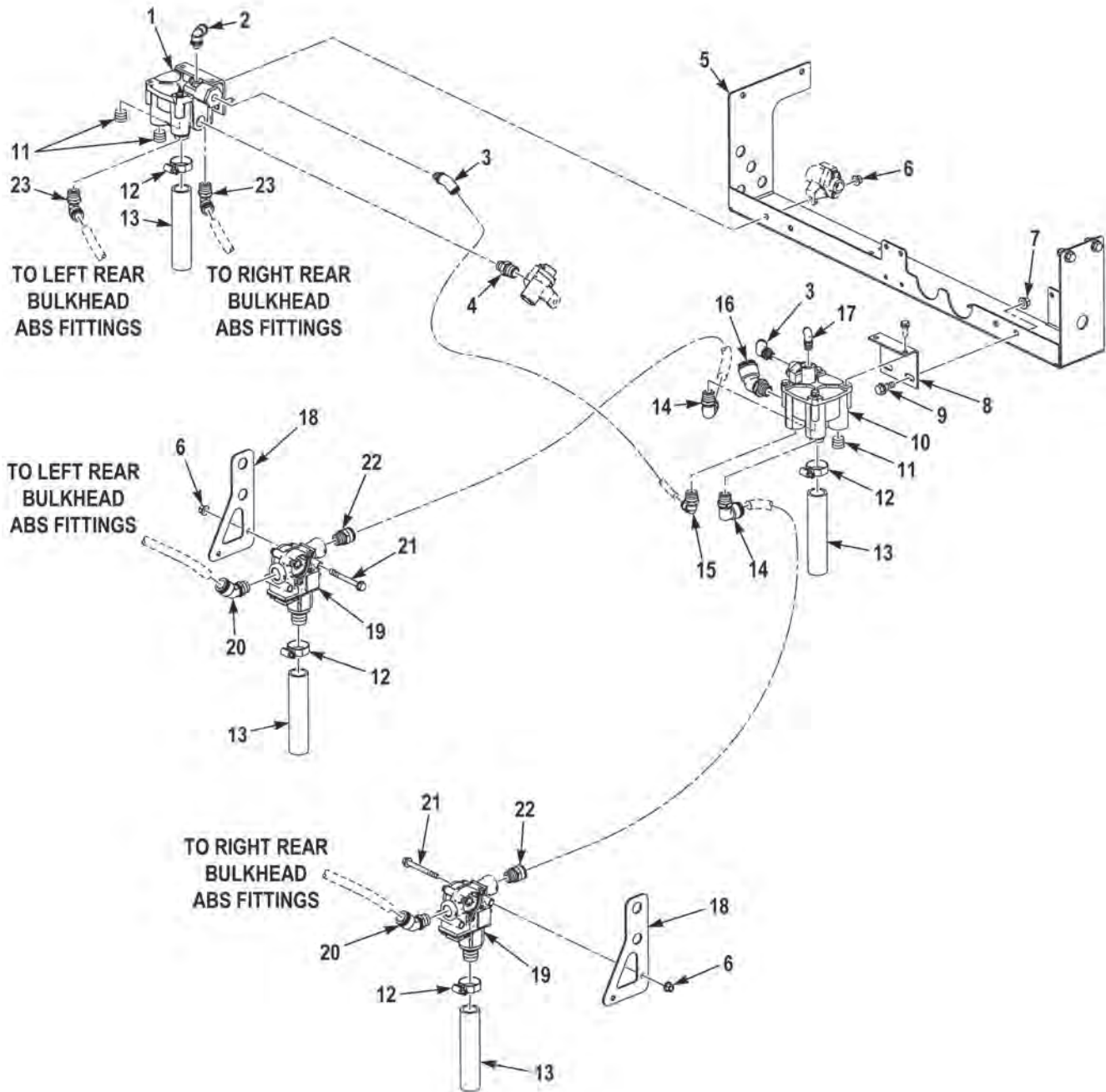


FIGURE 82 - CHASSIS BRAKE COMPONENTS (M1240A1) (SHEET 1 OF 3)



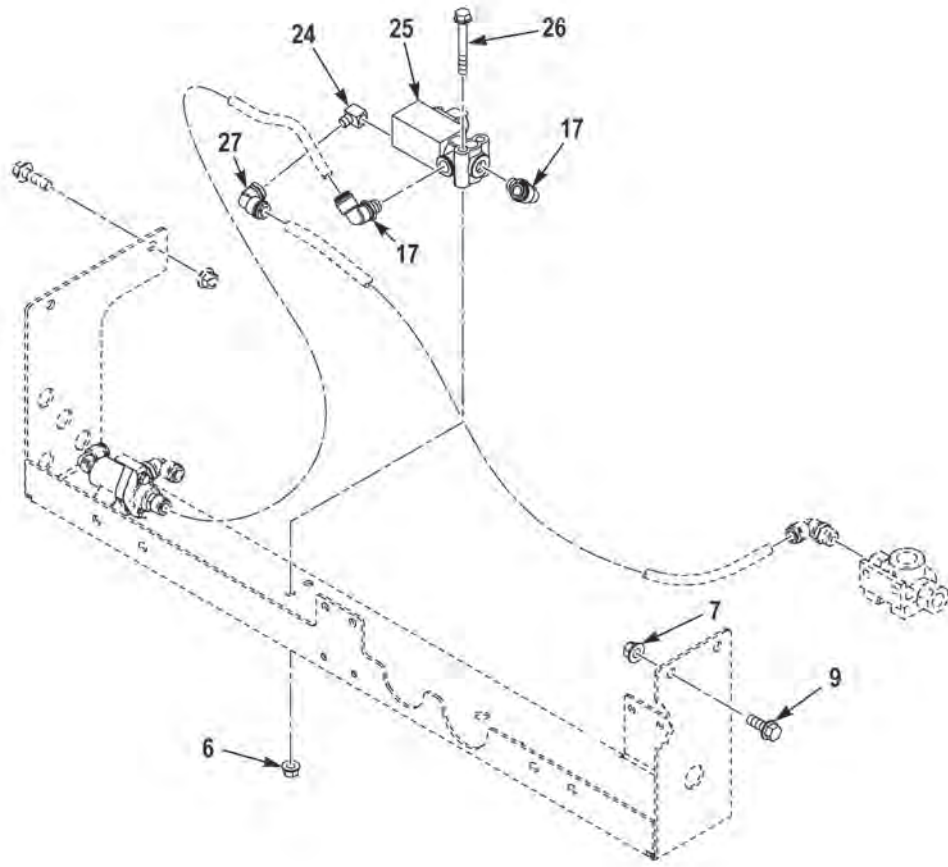


FIGURE 82 - CHASSIS BRAKE COMPONENTS (M1240A1) (SHEET 2 OF 3)

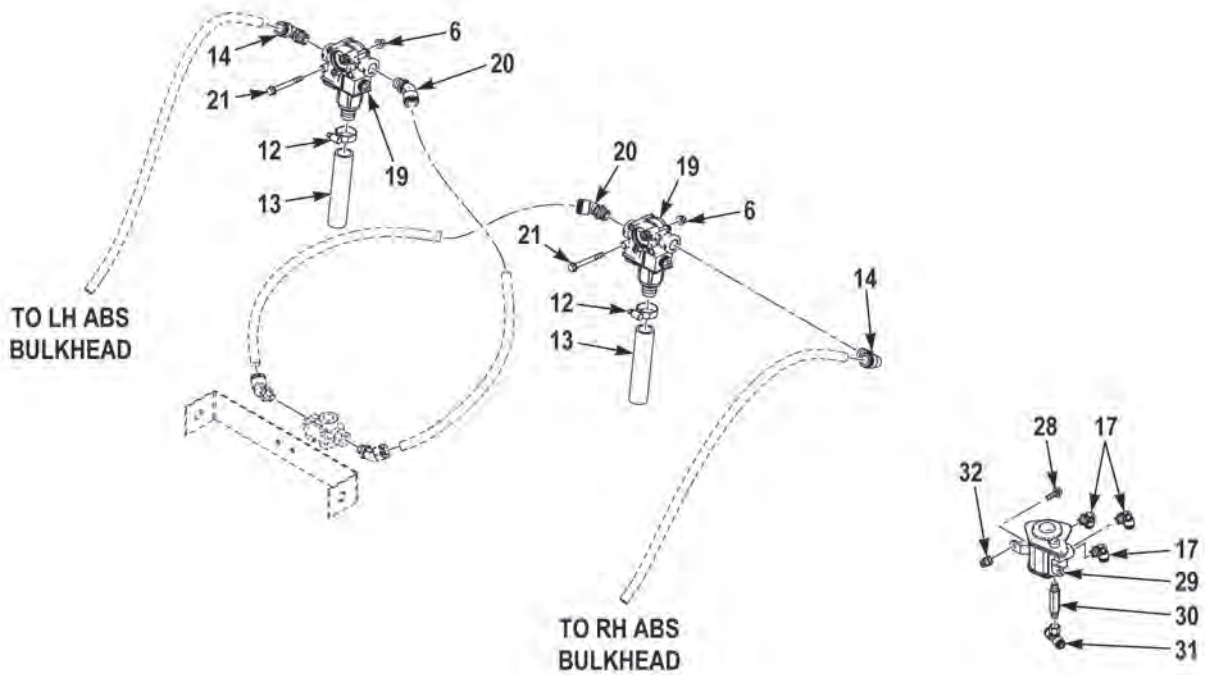


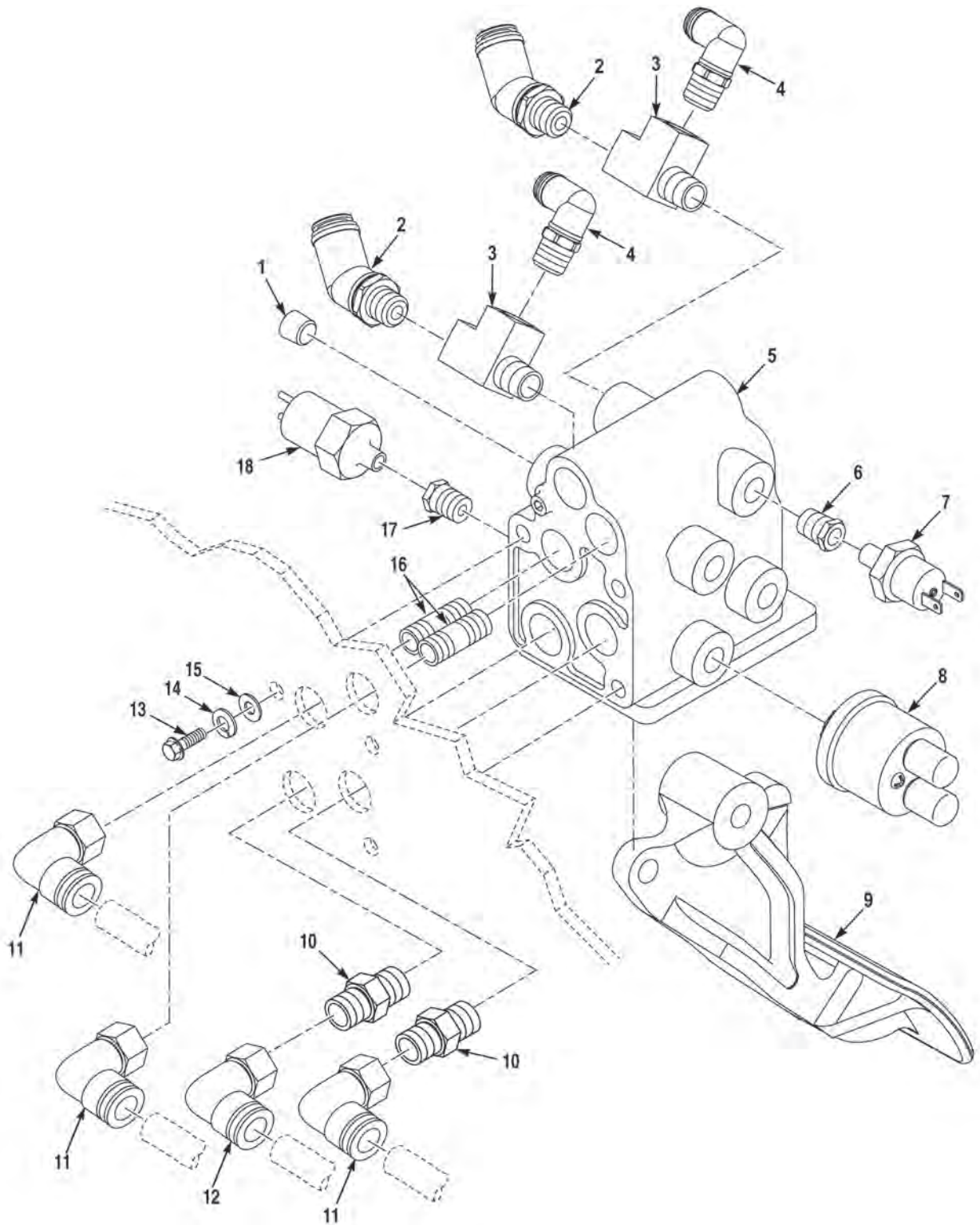
FIGURE 82 - CHASSIS BRAKE COMPONENTS (M1240A1) (SHEET 3 OF 3)

(1) FIG.	(2) ITEM	(3) PART NO.	(4) DESCRIPTION	(5) QTY.	(6) U/M
			GROUP 1208 AIR BRAKE SYSTEM FIG. 82 CHASSIS BRAKE COMPONENTS (M1240A1)		
82	1	5009559	VALVE,CHECK,RELAY R-14 . . . . .	1	EA
82	2	3536421	ELBOW,PIPE TO TUBE,. . . . .	1	EA
82	3	KV2K11-35S	ELBOW,TUBE, . . . . .	2	EA
82	4	SAE J530 8-6 130137B	REDUCER,PIPE, . . . . .	1	EA
82	5	3862509	BRACKET,MOUNTING, . . . . .	1	EA
82	6	1333510	NUT,SELF-LOCKING,.31-18 G5 ZY . . . . .	12	EA
82	7	10823-00318	NUT,SELF-LOCKING,.38-16 G5 ZY . . . . .	4	EA
82	8	3819783	BRACKET,MOUNTING, . . . . .	1	EA
82	9	0155849	BOLT,MACHINE,.38-16 X 1.00 G5 ZY . . . . .	4	EA
82	10	801336	VALVE,RELAY,AIR PRESSURE . . . . .	1	EA
82	11	219P-8	PLUG,PIPE,. . . . .	3	EA
82	12	5416K16	CLAMP,HOSE, . . . . .	6	EA
82	13	3832751	HOSE,NONMETALLIC,1.00ID X 6.00LG . . . . .	6	EA
82	14	3536429	ELBOW,FLANGE,. . . . .	4	EA
82	15	3536424	ELBOW,PIPE TO TUBE,. . . . .	1	EA
82	16	3536470	ELBOW,TUBE, . . . . .	1	EA
82	17	3536422	ELBOW,TUBE, . . . . .	6	EA
82	18	3823239	PLATE,MOUNTING, . . . . .	2	EA
82	19	5013223	VALVE,RELAY,AIR,ABS . . . . .	4	EA
82	20	3536468	ELBOW,PIPE TO TUBE,. . . . .	4	EA
82	21	1754250	BOLT,MACHINE,.31-18 X 3.00 G5 ZY . . . . .	8	EA
82	22	3536397	ADAPTER,STRAIGHT,PIPE TO TUBE. . . . .	2	EA
82	23	3536427	ELBOW,FLANGE TO TUBE . . . . .	2	EA
82	24	0716-MM5-P01	ELBOW,PIPE,. . . . .	1	EA
82	25	801936	VALVE,SOLENOID,ABS TRACTION CONTROL . . . .	1	EA
82	26	1754240	BOLT,MACHINE,5/16-18 X 2 1/2 . . . . .	2	EA
82	27	3536435	ELBOW,PIPE TO TUBE,. . . . .	1	EA
82	28	155843	BOLT,MACHINE,.31-18 X 1.25 G5 ZY . . . . .	2	EA
82	29	286364N	VALVE,BRAKE,PNEUMATIC . . . . .	1	EA
82	30	1/4X3.0 FFF-B	NIPPLE,PIPE,. . . . .	1	EA
82	31	3829168	TEE,TUBE, . . . . .	1	EA
82	32	ALS4-518-312	INSERT,SCREW THREAD,.31-18 . . . . .	2	EA

END OF FIGURE



**FIELD AND SUSTAINMENT MAINTENANCE  
TREADLE VALVE (M1240)**



**FIGURE 83 - TREADLE VALVE (M1240) (SHEET 1 OF 2)**

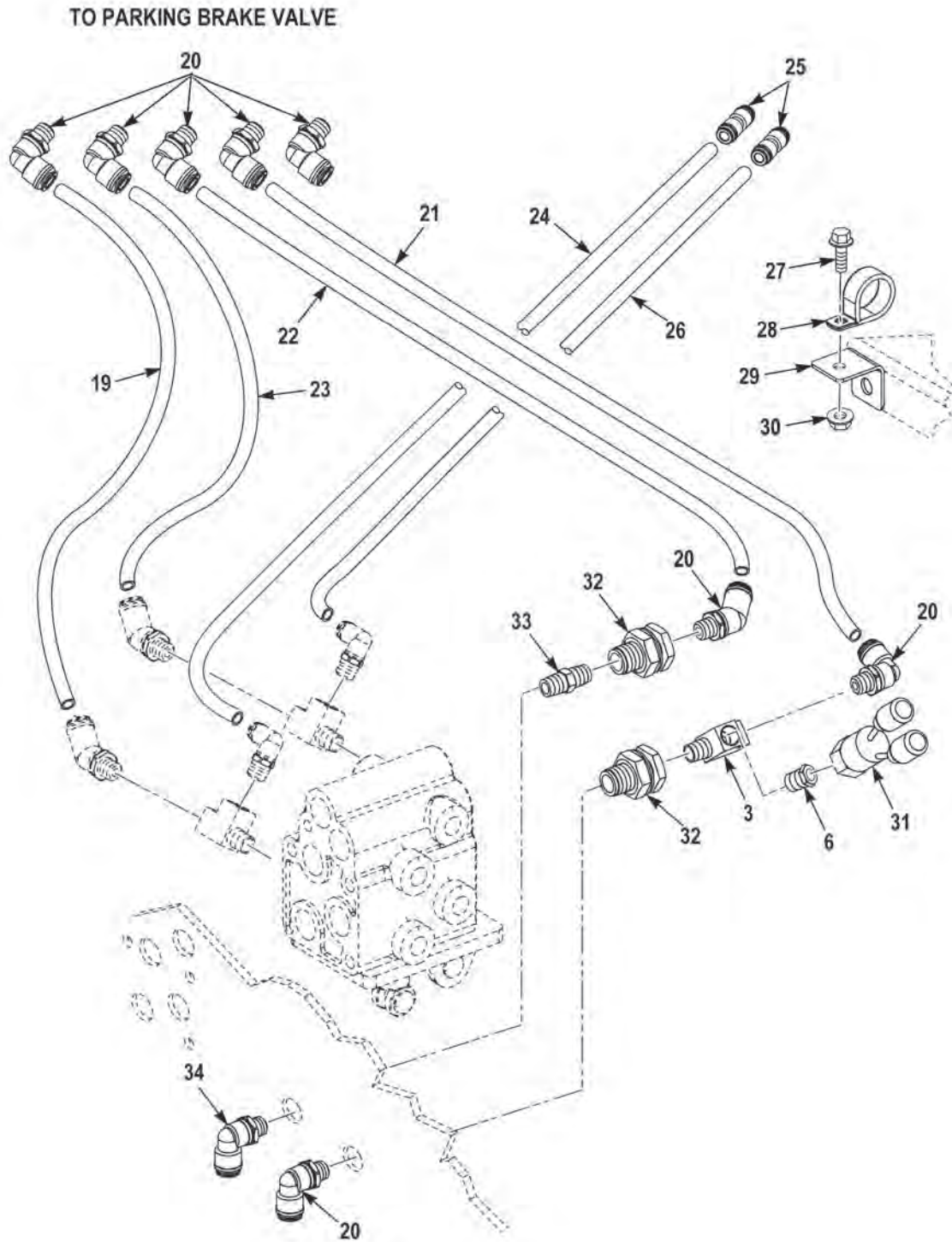


FIGURE 83 - TREADLE VALVE (M1240) (SHEET 2 OF 2)

(1) FIG.	(2) ITEM	(3) PART NO.	(4) DESCRIPTION	(5) QTY.	(6) U/M
			GROUP 1208 AIR BRAKE SYSTEM FIG. 83 TREADLE VALVE (M1240)		
83	1	111500A	PLUG, PIPE.....	1	EA
83	2	3536461	FITTING .....	2	EA
83	3	22HS37A	FITTING, TEE.....	2	EA
83	4	3536419	ELBOW, PIPE TO TUBE.....	2	EA
83	5	3830264	VALVE, TREADLE, NO PEDAL .....	1	EA
83	6	112971A	BUSHING, PIPE .....	2	EA
83	7	1675420	SWITCH, PRESSURE .....	2	EA
83	8	3063009	SWITCH, STOP LIGHT.....	2	EA
83	9	3824092	PEDAL, BRAKE .....	1	EA
83	10	1732250	FITTING, STRAIGHT, 8NPT .....	2	EA
83	11	3536438	FITTING, 5/8 90 DEGREE .....	3	EA
83	12	3536436	FITTING, 1/2 90 DEGREE .....	1	EA
83	13	3266318	SCREW, CAP, HEXAGON HEAD, 3/8-16 X 1 1/4 ...	3	EA
83	14	3268945	WASHER, LOCK, 3/8 .....	3	EA
83	15	3263068	WASHER, FLAT .....	3	EA
83	16	3247696	FITTING, STRAIGHT .....	2	EA
83	17	1619280	FTG, ST 6 NPT - 4 NPT MF BR .....	2	EA
83	18	2214320	SWITCH, PRESSURE .....	1	EA
83	19	3833786	TUBING, NY .38 RED 32.0 2641 .....	1	EA
83	20	3536422	FTG, 90 6 PTC-4 NPT FM PL.....	6	EA
83	21	3833785	TUBING, NY .38 YEL 37.0 2611 .....	1	EA
83	22	3833784	TUBING, NY .38 BLK 35.0 2662B.....	1	EA
83	23	3833787	TUBING, NY .38 GRN 33.0 2073 .....	1	EA
83	24	3833788	TUBING, NY .25 RED 25.0 2642 .....	1	EA
83	25	3536408	FTG, ST 4 PTC-4 PTC FF PL.....	2	EA
83	26	3833789	TUBING, NY .25 GRN 24.0 2072 .....	1	EA
83	27	1606140	SCREW, FLG, HEX .25 - 20 X .75 G5 ZY.....	1	EA
83	28	3660751	CLIP, CSHN .875 ST RBR .....	1	EA
83	29	3833797	BRKT, STDF 1.13 X 1.13 X .08 90.....	1	EA
83	30	1600460	NUT, FLG, LKDT .25 - 20 G5 ZY.....	1	EA
83	31	3063011	PRESSURE SWITCH N.C . 37-43 PSI.....	1	EA
83	32	1220FX	FTG, BHST 4NPT - 4 NPT FF BR.....	1	EA
83	33	1595640	FTG, ST 4NPT - 4 NPT MM BR .....	1	EA
83	34	3536436	FTG, 90 6PTC - 4 NPT FF PL.....	1	EA

END OF FIGURE





---

**FIELD AND SUSTAINMENT MAINTENANCE  
CTIS CONTROLLER (M1240A1)**

---

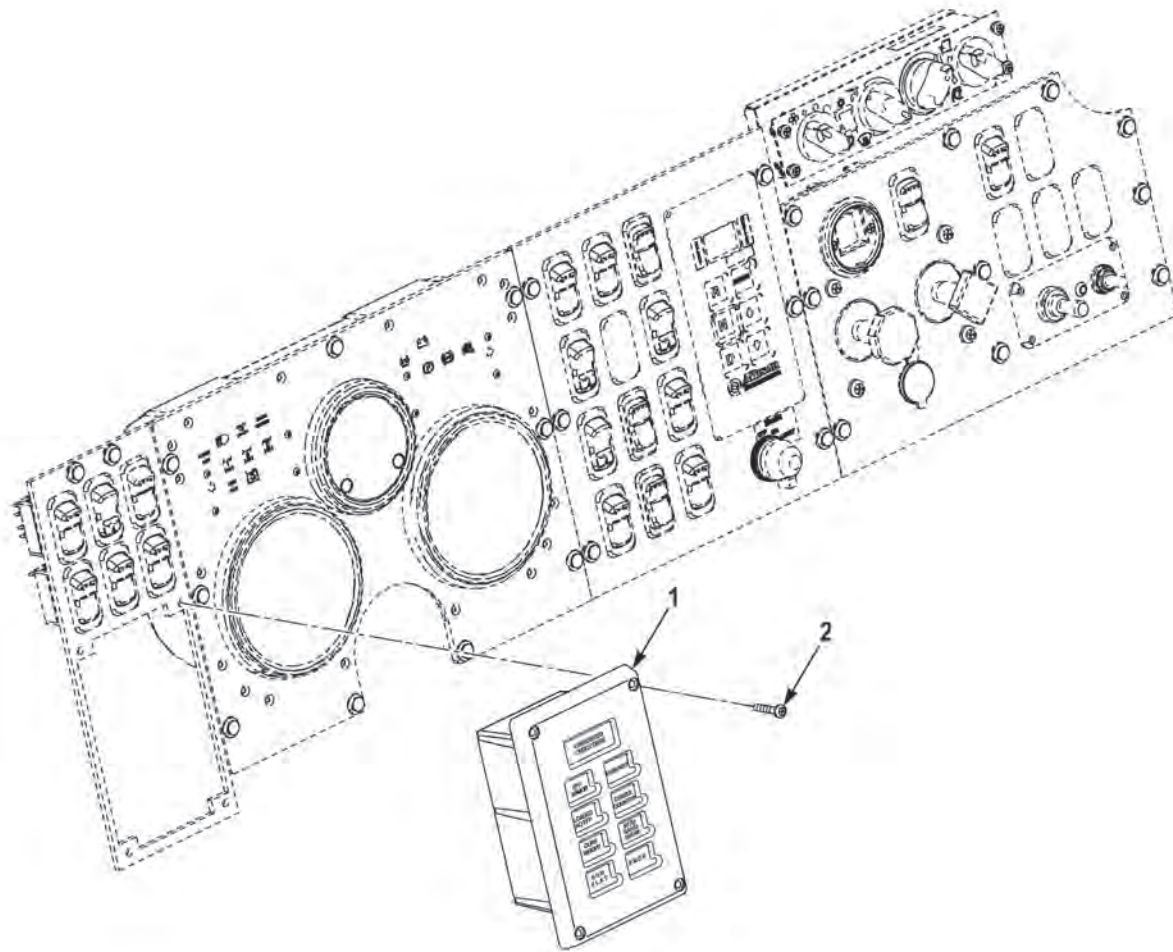


FIGURE 84 - CTIS CONTROLLER (M1240A1)

(1) FIG.	(2) ITEM	(3) PART NO.	(4) DESCRIPTION	(5) QTY.	(6) U/M
			GROUP 1311 WHEEL ASSEMBLY FIG. 84 CTIS CONTROLLER (M1240A1)		
84	1	676798	CONTROLLER,CTIS,.....	1	EA
84	2	1978490	SCREW,MACHINE,#10-24X1.00 NS SS .....	4	EA

**END OF FIGURE**



---

**FIELD AND SUSTAINMENT MAINTENANCE  
WHEEL END ASSEMBLY (M1240)**

---

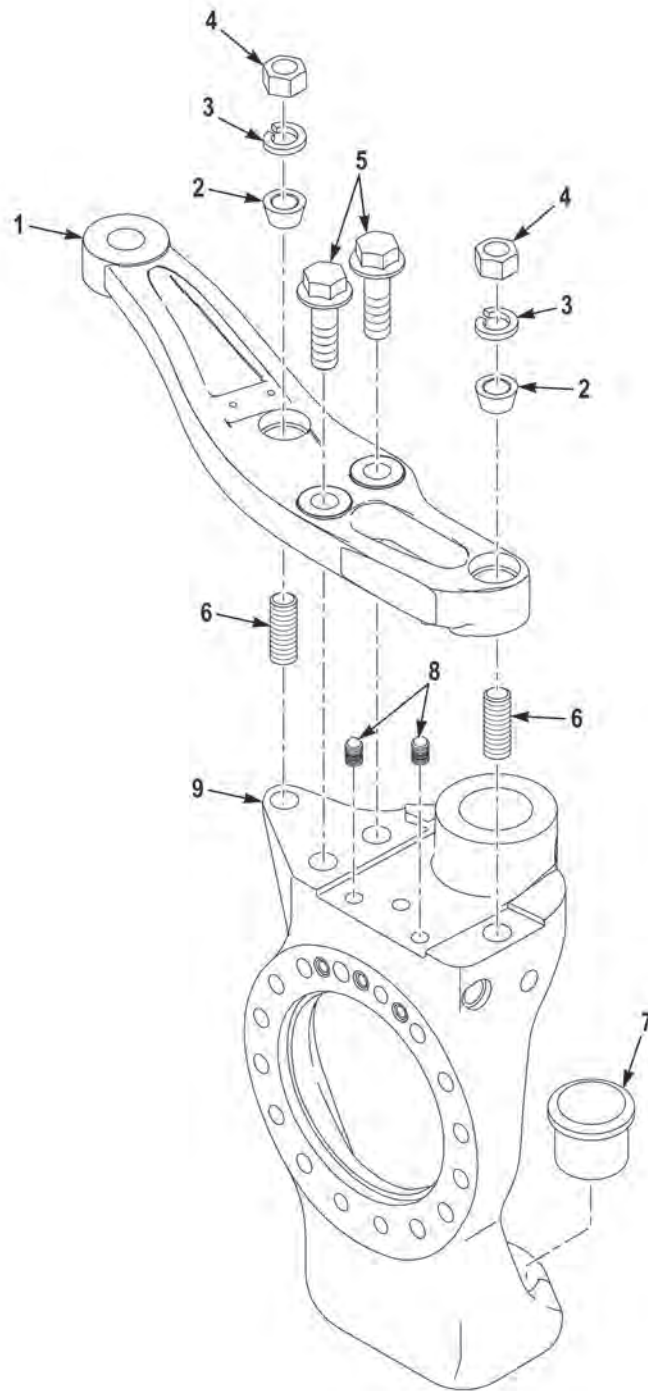


FIGURE 85 - WHEEL END ASSEMBLY (M1240)

(1) FIG.	(2) ITEM	(3) PART NO.	(4) DESCRIPTION	(5) QTY.	(6) U/M
			GROUP 1311 WHEEL ASSEMBLY FIG. 85 WHEEL END ASSEMBLY (M1240)		
85	1	3512488	*ARM, STEERING GEAR, LH. . . . .	1	EA
85	1	3512489	*ARM, STEERING GEAR, RH . . . . .	1	EA
85	2	8811GX	DOWEL. . . . .	2	EA
85	3	777AX	WASHER, LOCK, SPLIT, .75 X 1.27 X .19ZY. . . . .	2	EA
85	4	375AX3	NUT, HEXAGON, .75-16 G8 PO. . . . .	2	EA
85	5	1337720	SCREW, CAP, HEXAGON HEAD, 3/4-10 X 2 1/2 . . .	2	EA
85	6	48706AX	STUD, PLAIN . . . . .	2	EA
85	7	3575311	TAPER INSERT, 2.5 IN-FT, 2.117OD . . . . .	1	EA
85	8	3244467	PLUG, EXPANSION, 10MM . . . . .	2	EA
85	9	3617957	*KNUCKLE, STEERING, LH. . . . .	1	EA
85	9	3617956	*KNUCKLE, STEERING, RH. . . . .	1	EA

\*QTY, PER AXLE

**END OF FIGURE**





---

**FIELD AND SUSTAINMENT MAINTENANCE  
WHEEL DRIVE ASSEMBLY (M1240)**

---

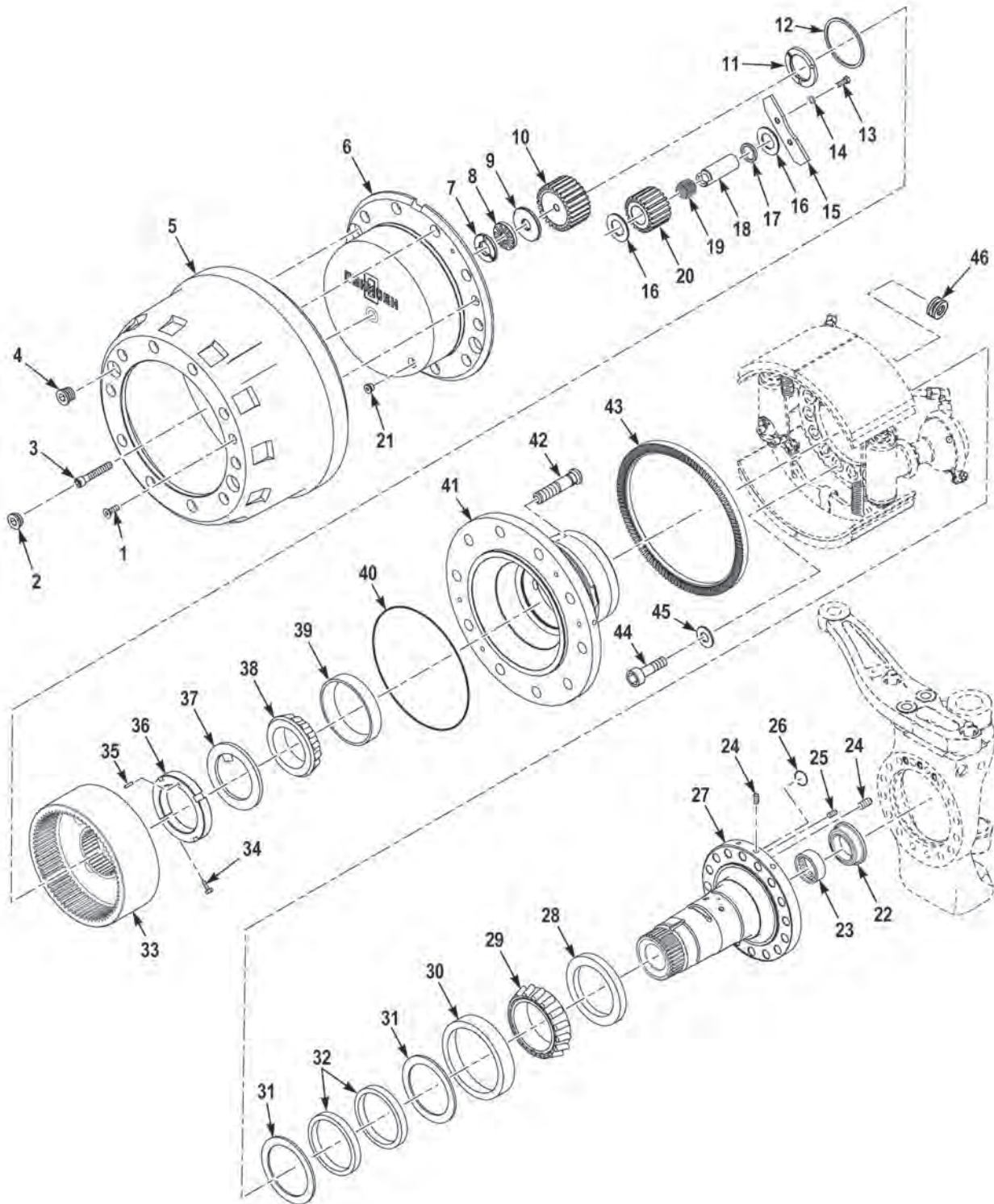


FIGURE 86 - WHEEL DRIVE ASSEMBLY (M1240)

(1) FIG.	(2) ITEM	(3) PART NO.	(4) DESCRIPTION	(5) QTY.	(6) U/M
			GROUP 1311 WHEEL ASSEMBLY FIG. 86 WHEEL DRIVE ASSEMBLY (M1240)		
86	1	3244040	SCREW, FLAT, SOCKET . . . . .	2	EA
86	2	3244461	PLUG, SOCKET, O-RING . . . . .	1	EA
86	3	3244039	SCREW, CAP, SOCKET HEAD, .500-20 X 3.00. . . . .	1	EA
86	4	3837997	PLUG, PIPE. . . . .	2	EA
86	5	3819147	BRAKE DRUM . . . . .	1	EA
86	6	3000214	HUB, WHEEL, VEHICULAR. . . . .	1	EA
86	7	3301786	WASHER, SHOULDERED . . . . .	1	EA
86	8	3301883	RETAINER AND ROLLERS, BEARING . . . . .	1	EA
86	9	3301787	WASHER, THRUST . . . . .	1	EA
86	10	3000217	GEAR, SPUR . . . . .	1	EA
86	11	3000221	WASHER, THRUST . . . . .	1	EA
86	12	3244470	RING, RETAINING . . . . .	1	EA
86	13	3288115	SCREW, CAP, HEXAGON HEAD, .38-16 X .88 . . . . .	4	EA
86	14	3244024	WASHER, LOCK. . . . .	4	EA
86	15	3000220	PLATE, RETAINER . . . . .	2	EA
86	16	3244022	WASHER, THRUST . . . . .	16	EA
86	17	3244046	SPACER, SLEEVE . . . . .	4	EA
86	18	3000219	SHAFT, PLANET GEAR . . . . .	4	EA
86	19	3243773	BEARING, ROLLER . . . . .	216	EA
86	20	3000218	GEAR, HELICAL. . . . .	4	EA
86	21	3244460	PLUG, TUBE FITTING, THREADED, .563 - 18. . . . .	2	EA
86	22	3292762	SEAL, PLAIN ENCASED . . . . .	1	EA
86	23	3043372	BEARING, ROLLER . . . . .	1	EA
86	24	3244467	PLUG, EXPANSION, 10MM . . . . .	7	EA
86	25	3244468	PLUG, EXPANSION, 6MM . . . . .	1	EA
86	26	3165373	O-RING. . . . .	3	EA
86	27	3247677	SPINDLE, MECHANICAL . . . . .	1	EA
86	28	1516140	SEAL, PLAIN ENCASED . . . . .	1	EA
86	29	3243764	CONE AND ROLLERS. . . . .	1	EA
86	30	3243766	CUP, TAPERED ROLLER. . . . .	1	EA
86	31	3321432	RING, RETAINER . . . . .	2	EA
86	32	3670713	SEAL, PLAIN ENCASED, LH . . . . .	2	EA
86	32	2031960	SEAL, PLAIN ENCASED, RH. . . . .	2	EA
86	33	3000216	GEAR, INTERNAL, RING . . . . .	1	EA
86	34	3252542	SCREW, CAP, SOCKET HEAD, .375-16 X 1.50. . . . .	1	EA
86	35	3304541	PIN, STRAIGHT . . . . .	1	EA
86	36	3304540	CLAMP, LOCKNUT . . . . .	1	EA
86	37	3244023	WASHER, FLAT . . . . .	1	EA

(1) FIG.	(2) ITEM	(3) PART NO.	(4) DESCRIPTION	(5) QTY.	(6) U/M
86	38	569GX2	CONE, BEARING . . . . .	1	EA
86	39	569GX1	CUP, TAPERED ROLLER . . . . .	1	EA
86	40	3244025	O-RING . . . . .	1	EA
86	41	3000213	HUB, WHEEL MACHINING . . . . .	1	EA
86	42	3829370	STUD, WHEEL . . . . .	20	EA
86	43	3039101	RING, EXCITER . . . . .	1	EA
86	44	3165395	SCREW, CAP, SOCKET HEAD, .62-11 X 2.75 . . . . .	26	EA
86	45	69790AX	WASH, FLAT, .62 X 1.19 X .10 UF HDN . . . . .	26	EA
86	46	2142FX	GROMMET, .12THK .75OD X .37ID . . . . .	4	EA

END OF FIGURE

---

**FIELD AND SUSTAINMENT MAINTENANCE  
WHEEL AND TIRE ASSEMBLY (M1240)**

---

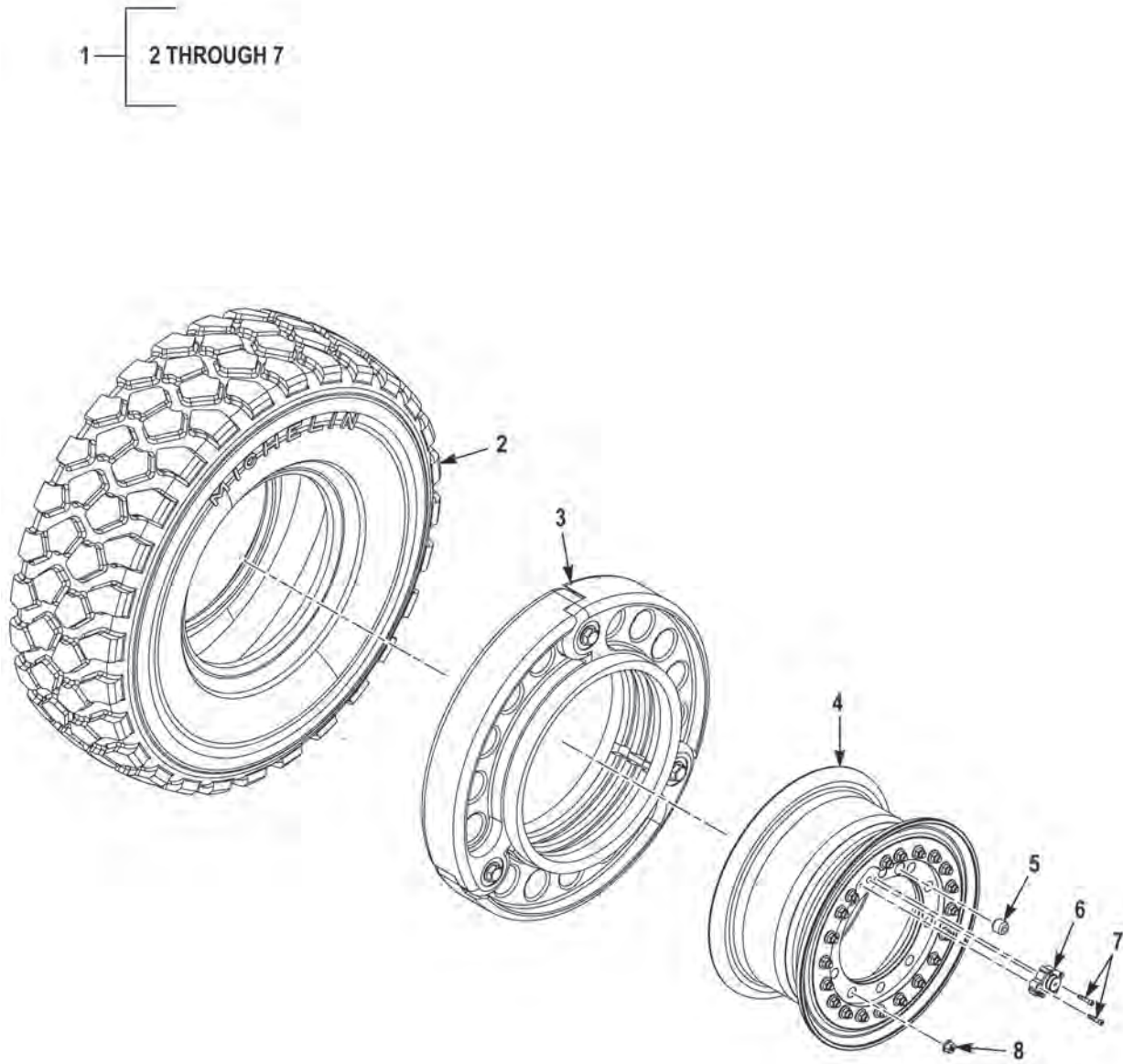


FIGURE 87 - WHEEL AND TIRE ASSEMBLY (M1240)

(1) FIG.	(2) ITEM	(3) PART NO.	(4) DESCRIPTION	(5) QTY.	(6) U/M
			GROUP 1311 WHEEL ASSEMBLY FIG. 87 WHEEL AND TIRE ASSEMBLY (M1240)		
87	1	3819417	WHEEL-TIRE ASSEMBLY, AL . . . . .	5	EA
87	2	3818380	. TIRE, 13010R20 . . . . .	1	EA
87	3	3827068	. RUNFLAT, BEADLOCK 395 85R20 . . . . .	1	EA
87	4	3823230	. WHEEL 20 X 10.00 . . . . .	1	EA
87	5	60247	. SEAL, CTI, WHEEL END . . . . .	1	EA
87	6	3818436	. VALVE ASSEMBLY, WHEEL CTIS . . . . .	1	EA
87	7	3701140	. SCREW, CAP, SOCKET HEAD . . . . .	2	EA
87	8	2DR229	NUT, WHEEL FLANGED . . . . .	40	EA

END OF FIGURE

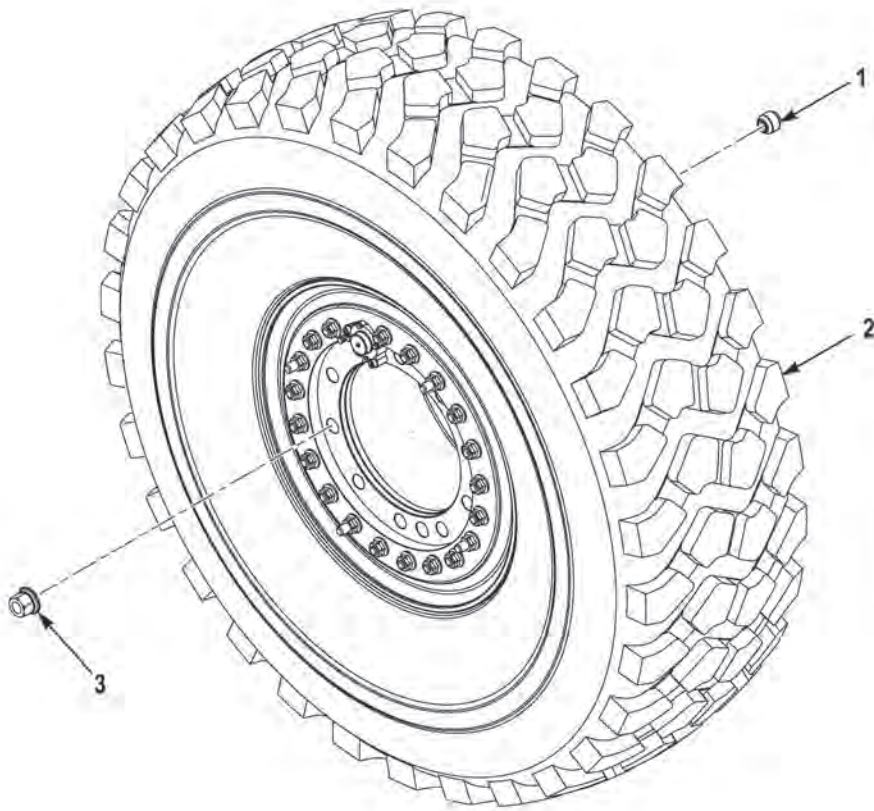




---

**FIELD AND SUSTAINMENT MAINTENANCE  
WHEEL AND TIRE ASSEMBLY (M1240A1)**

---



**FIGURE 88 - WHEEL AND TIRE ASSEMBLY (M1240A1)**

(1) FIG.	(2) ITEM	(3) PART NO.	(4) DESCRIPTION	(5) QTY.	(6) U/M
			GROUP 1311 WHEEL ASSEMBLY FIG. 88 WHEEL AND TIRE ASSEMBLY (M1240A1)		
88	1	60247	SEAL,WHEELEND,.....	4	EA
88	2	3929177	WHEEL,PNEUMATIC TIR,RUNFLAT .....	4	EA
88	3	2DR229	NUT,WHEEL FLANGED .....	40	EA

END OF FIGURE



---

**FIELD AND SUSTAINMENT MAINTENANCE  
STEERING COLUMN (M1240)**

---

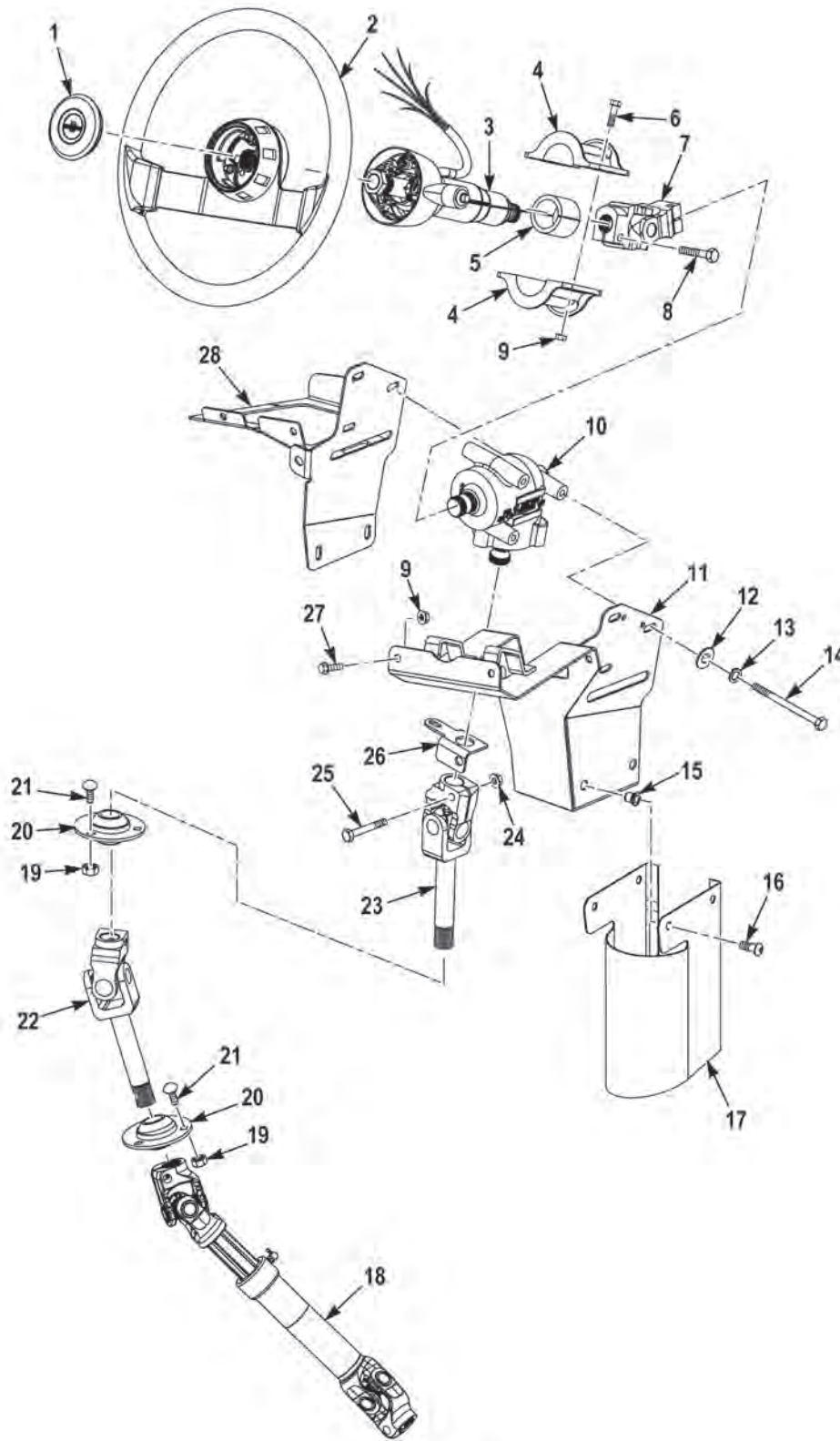


FIGURE 89 - STEERING COLUMN (M1240)

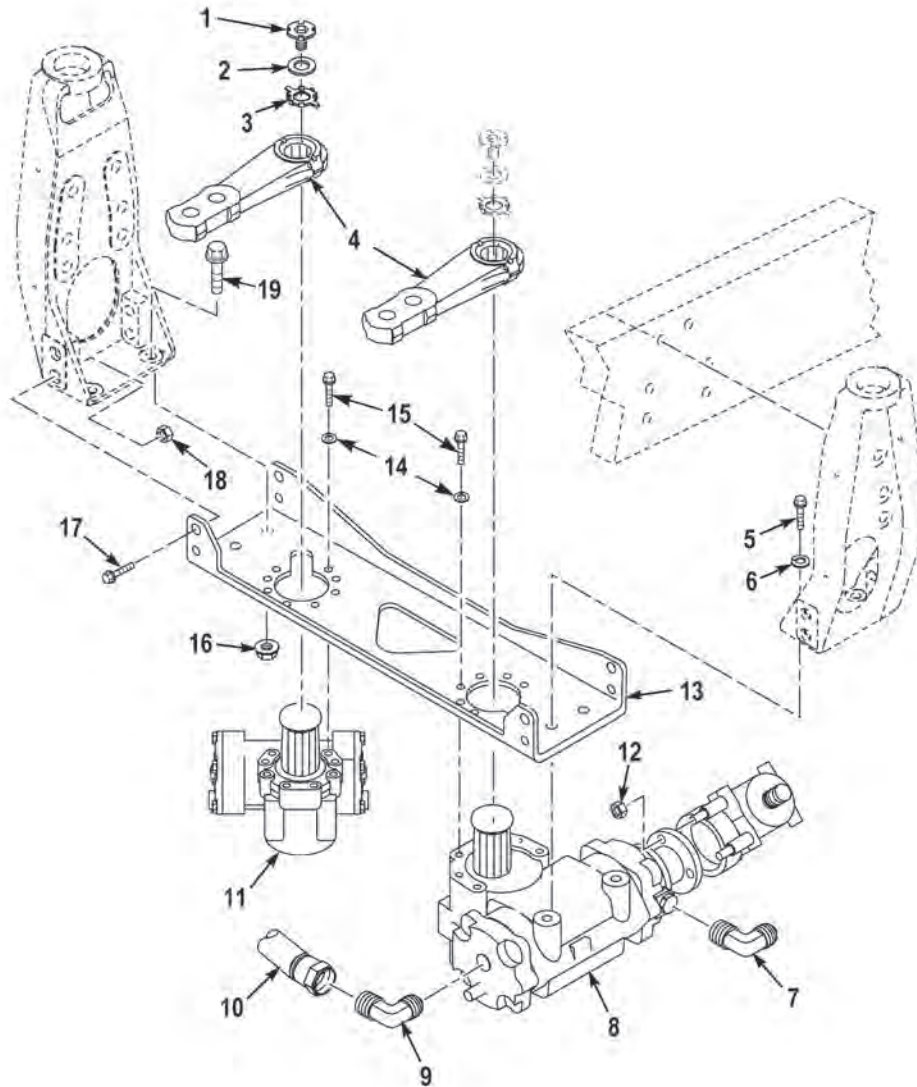
(1) FIG.	(2) ITEM	(3) PART NO.	(4) DESCRIPTION	(5) QTY.	(6) U/M
			GROUP 1401 MECHANICAL STEERING ASSEMBLY FIG. 89 STEERING COLUMN (M1240)		
89	1	1896890	BUTTON ASSEMBLY, HORN . . . . .	1	EA
89	2	3829496	WHEEL, STEERING, 16 . . . . .	1	EA
89	3	1881050U	STEERING COLUMN ASSEMBLY . . . . .	1	EA
89	4	24123FX	CAP, STEERING COLUMN BRACKET . . . . .	2	EA
89	5	3456083	PAD, RUBBER, STEERING COLUMN . . . . .	2	EA
89	6	1754280	SCREW, CAP, HEXAGON HEAD, 3/8-16 X 1.5 . . . . .	2	EA
89	7	3516626	END YOKE . . . . .	1	EA
89	8	112068A	SCREW, FLANGED, HEXAGON .38-16 X 2.00 . . . . .	3	EA
89	9	1437220	NUT, SELF-LOCKING, EXTENDED WASHER, HEXAGON, .38-16 . . . . .	9	EA
89	10	3014898	MITER BOX, STEERING . . . . .	1	EA
89	11	3832677	BRACKET, STEERING COLUMN MOUNTING, WELDMENT . . . . .	1	EA
89	12	362AX	WASHER, FLAT, 3/8 . . . . .	6	EA
89	13	351AX	WASHER, LOCK, 3/8 . . . . .	6	EA
89	14	501BO1	SCR, CAP, HEX . . . . .	6	EA
89	15	3687911008	INSERT, THREADED . . . . .	5	EA
89	16	3268981	SCREW, CAP, SOCKET HEAD, .38-16 X 1.00. . . . .	4	EA
89	17	3829369	BRACKET, STRG SHAFT PROT, WELDMENT . . . . .	1	EA
89	18	3820579	SSHAFT, FR, FR 14.00X6.00 SPL . . . . .	1	EA
89	19	1333510	NUT, SELF-LOCKING, EXTENDED WASHER, HEXAGON, .31-18 . . . . .	6	EA
89	20	129313B	BEARING, CENTER FLANGE MOUNTING . . . . .	2	EA
89	21	3268873	BOLT, SQUARE NECK . . . . .	6	EA
89	22	3820580	SSHAFT, FR, EX 7.14 SPL . . . . .	1	EA
89	23	3829255	SSHAFT, FR, EX 7.95 SPL . . . . .	1	EA
89	24	3266309	NUT, SELF-LOCKING, HEXAGON 3/8-16 . . . . .	2	EA
89	25	120231A	SCR, FLG, HEX .38-16X2.25 . . . . .	1	EA
89	26	3569274	BRACKET, STEERING LOCK . . . . .	1	EA
89	27	1614120	BOLT, MACHINE, .38-16 X 1 . . . . .	8	EA
89	28	3832678	BRACKET, STEERING LOCK, WELDMENT . . . . .	1	EA
89	NI	722FX	FITTING, GREASE . . . . .	4	EA
89	NI	3687911001	INSERT, THREADED . . . . .	2	EA

END OF FIGURE





**FIELD AND SUSTAINMENT MAINTENANCE  
STEERING GEARS (M1240)**



**FIGURE 90 - STEERING GEARS (M1240) (SHEET 1 OF 4)**

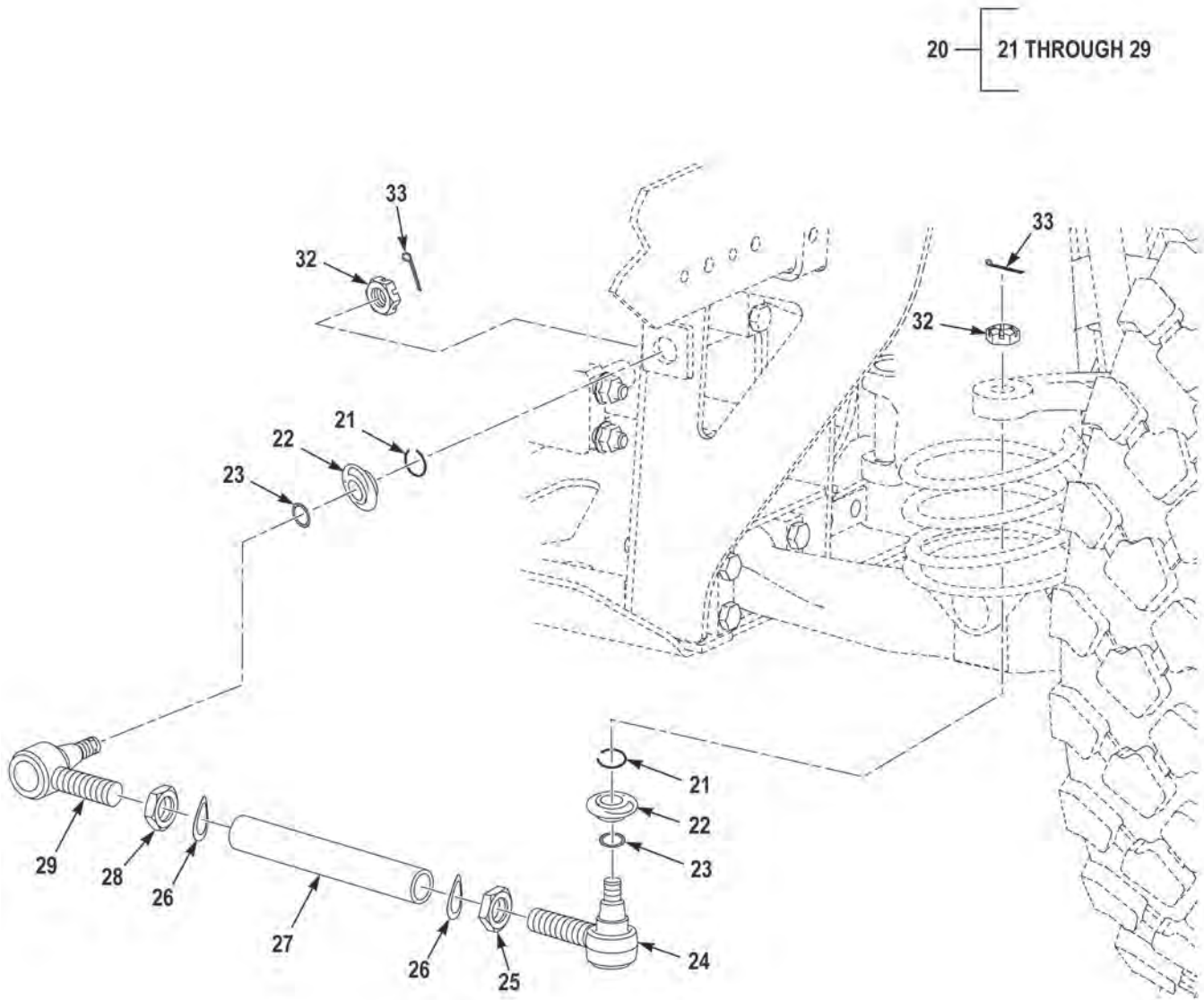


FIGURE 90 - STEERING GEARS (M1240) (SHEET 2 OF 4)

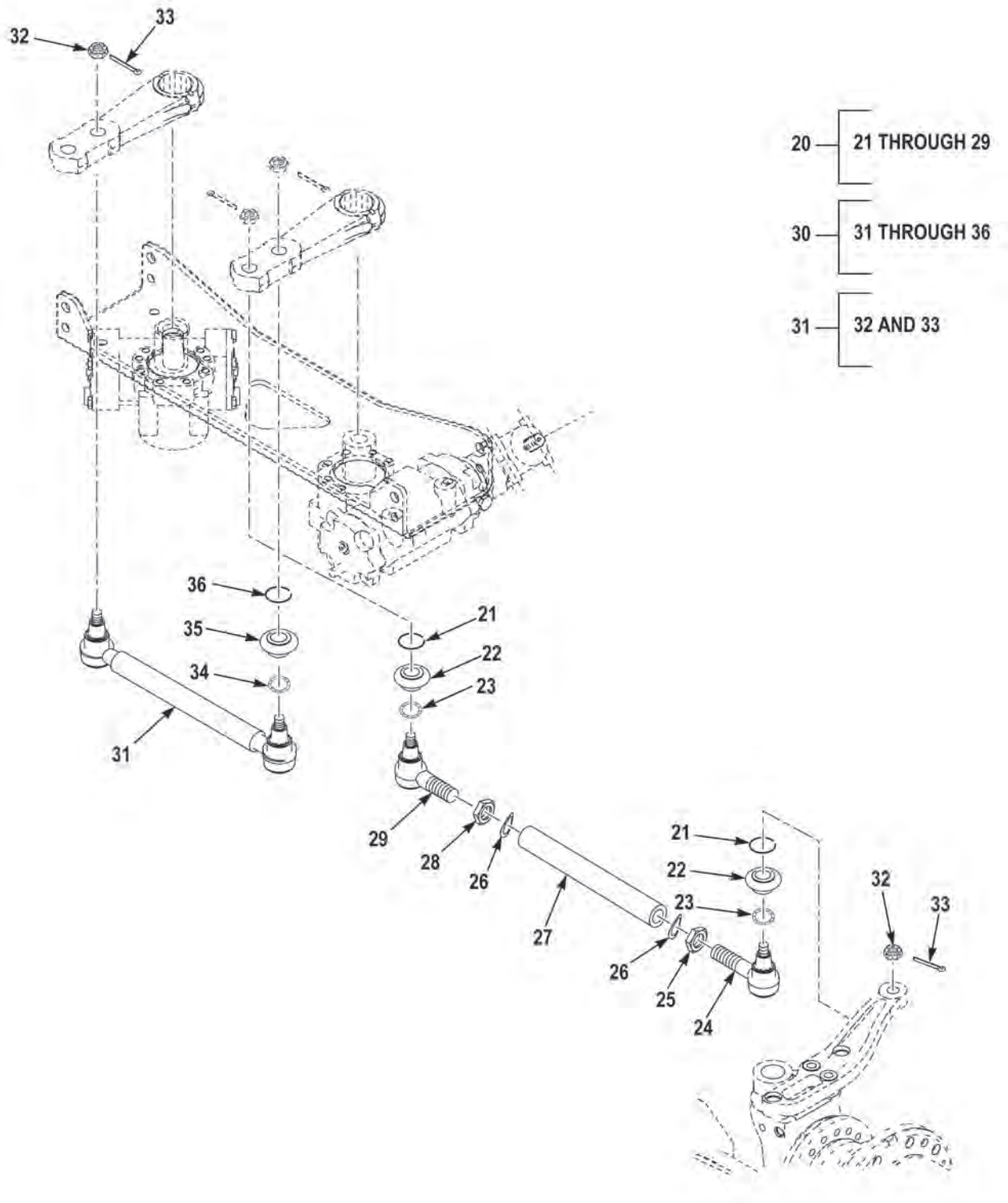


FIGURE 90 - STEERING GEARS (M1240) (SHEET 3 OF 4)

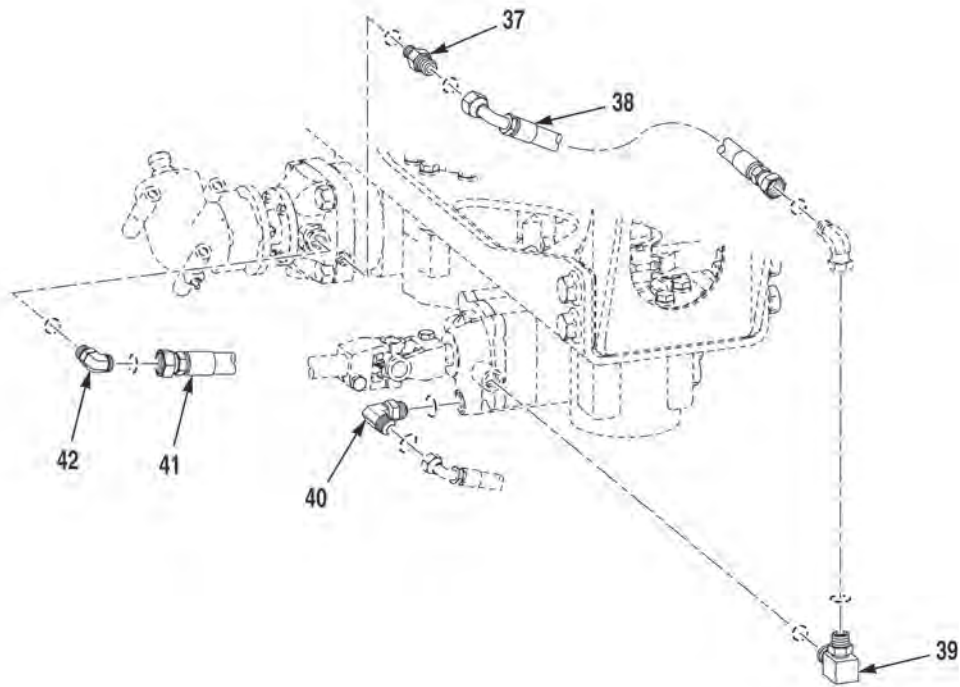


FIGURE 90 - STEERING GEARS (M1240) (SHEET 4 OF 4)

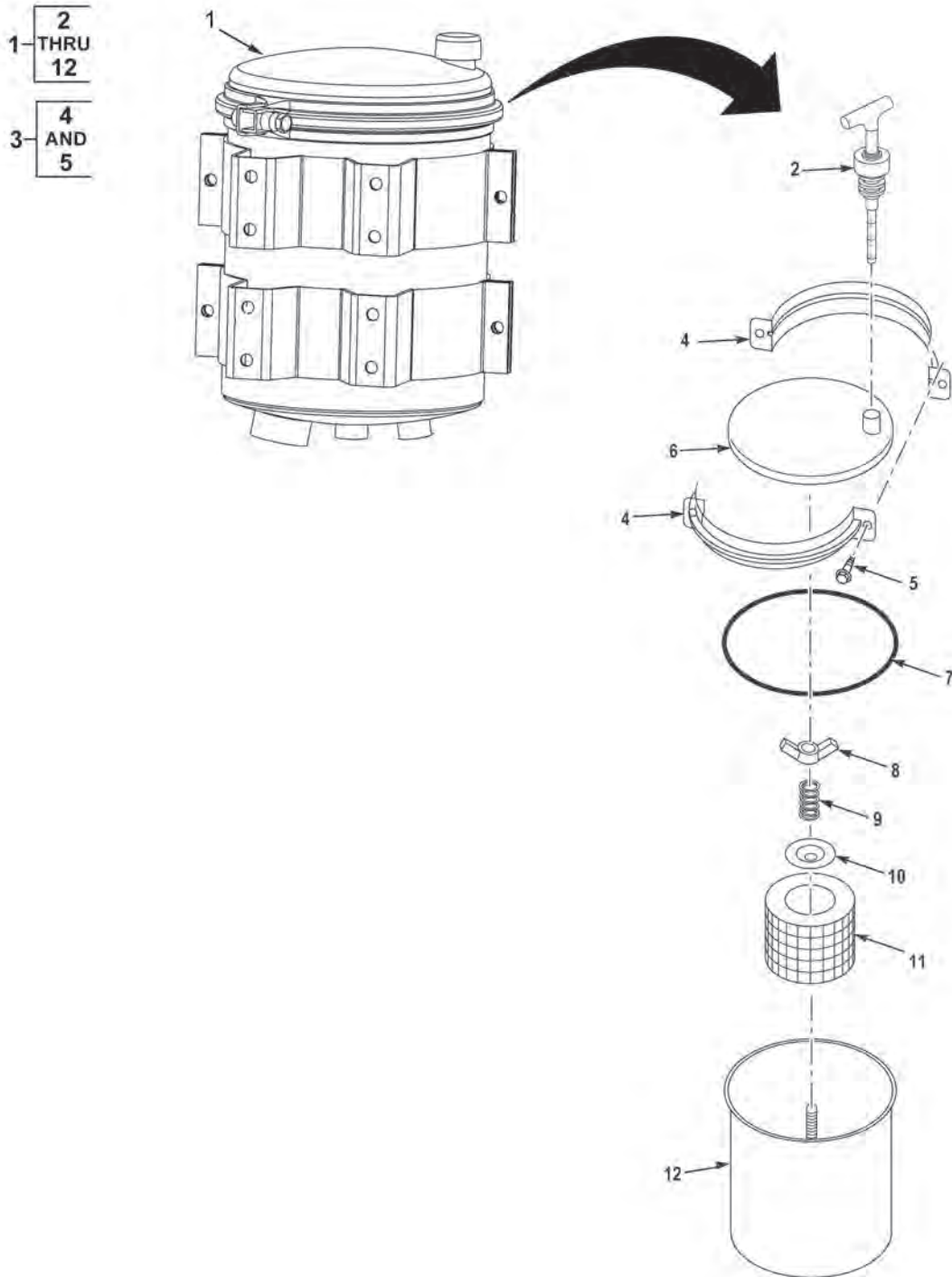
(1) FIG.	(2) ITEM	(3) PART NO.	(4) DESCRIPTION	(5) QTY.	(6) U/M
			GROUP 1401 MECHANICAL STEERING ASSEMBLY FIG. 90 STEERING GEARS (1240)		
90	1	7HB154C	RETAINER, PITMAN. ....	2	EA
90	2	7HB154B	WASHER, FRICTION. ....	2	EA
90	3	7HB154A	WASHER, RETAINER TAB. ....	2	EA
90	4	3310447	PITMAN ARM. ....	2	EA
90	5	3236FX5	SCREW, CAP, HEXAGON. ....	4	EA
90	6	318BX1	WASHER, LOCK. ....	4	EA
90	7	1781370	FITTING, 90 8ORS-8ORG MM ST. ....	1	EA
90	8	3340967	STEERING GEAR, M110. ....	1	EA
90	9	1943460	FITTING, 90 8ORS-6ORG MM ST. ....	2	EA
90	10	3483808	HOSE ASSEMBLY #8 CR 18.5 2878. ....	1	EA
90	11	3340968	STEERING GEAR. ....	1	EA
90	12	3HA734	NUT, SELF-LOCKING. ....	3	EA
90	13	3821642	TRAY, STEERING. ....	1	EA
90	14	355AX	WASHER, LOCK. ....	14	EA
90	15	27883AX	SCREW, CAP, HEXAGON. ....	14	EA
90	16	110311A	NUT, SELF-LOCKING, EXTENDED WASHER, HEXAGON, 5/8-11. ....	2	EA
90	17	111320A	SCREW, FLANGE, HEXAGON, 3/4-10 X 2. ....	8	EA
90	18	110312A	NUT, SELF-LOCKING, EXTENDED WASHER, HEXAGON, 3/4-10. ....	8	EA
90	19	111316A	SCREW, CAP, HEXAGON HEAD, 5/8-11 X 1 7/8. ....	2	EA
90	20	3353278	TIE ROD, STEERING. ....	4	EA
90	21	7HB166C	. RETAINER. ....	2	EA
90	22	7HB166B	. BOOT. ....	2	EA
90	23	7HB166A	. RETAINER. ....	2	EA
90	24	7HB368	. JOINT, BALL. ....	1	EA
90	25	7HB366	. LOCKNUT. ....	1	EA
90	26	7HB364	. WASHER, LOCK. ....	2	EA
90	27	7HB362	. TUBE. ....	1	EA
90	28	7HB365	. LOCKNUT. ....	2	EA
90	29	7HB367	. JOINT, BALL. ....	2	EA
90	30	3353279	CONNECTING LINK, RIGID. ....	1	EA
90	31	4465.21XA	. ROD, TIE. ....	1	EA
90	32	7HB363	. NUT, PLAIN, SLOTTED. ....	2	EA
90	33	3270413	. PIN, COTTER. ....	1	EA
90	34	7HB166C	. RETAINER. ....	2	EA
90	35	7HB166B	. BOOT. ....	2	EA
90	36	7HB166A	. RETAINER. ....	2	EA

---

(1) FIG.	(2) ITEM	(3) PART NO.	(4) DESCRIPTION	(5) QTY.	(6) U/M
90	37	1781120	FITTING, ST 8ORS - 6ORG MM ST .....	1	EA
90	38	3483809	HOSE ASSEMBLY #8 CR 19.0 2877 .....	1	EA
90	39	1943460	FITTING, 90 8ORS - 6ORG MM ST .....	3	EA
90	40	1781380	FITTING, 90 10ORS - 8ORG MM ST .....	2	EA
90	41	3483807	HOSE ASSEMBLY #10 CR 19.5 2879 .....	1	EA
90	42	1781270	FITTING, 45 10ORS - 8ORG MM ST .....	1	EA

END OF FIGURE

**FIELD AND SUSTAINMENT MAINTENANCE  
POWER STEERING HYDRAULICS**



**FIGURE 91 - POWER STEERING HYDRAULICS (SHEET 1 OF 2)**



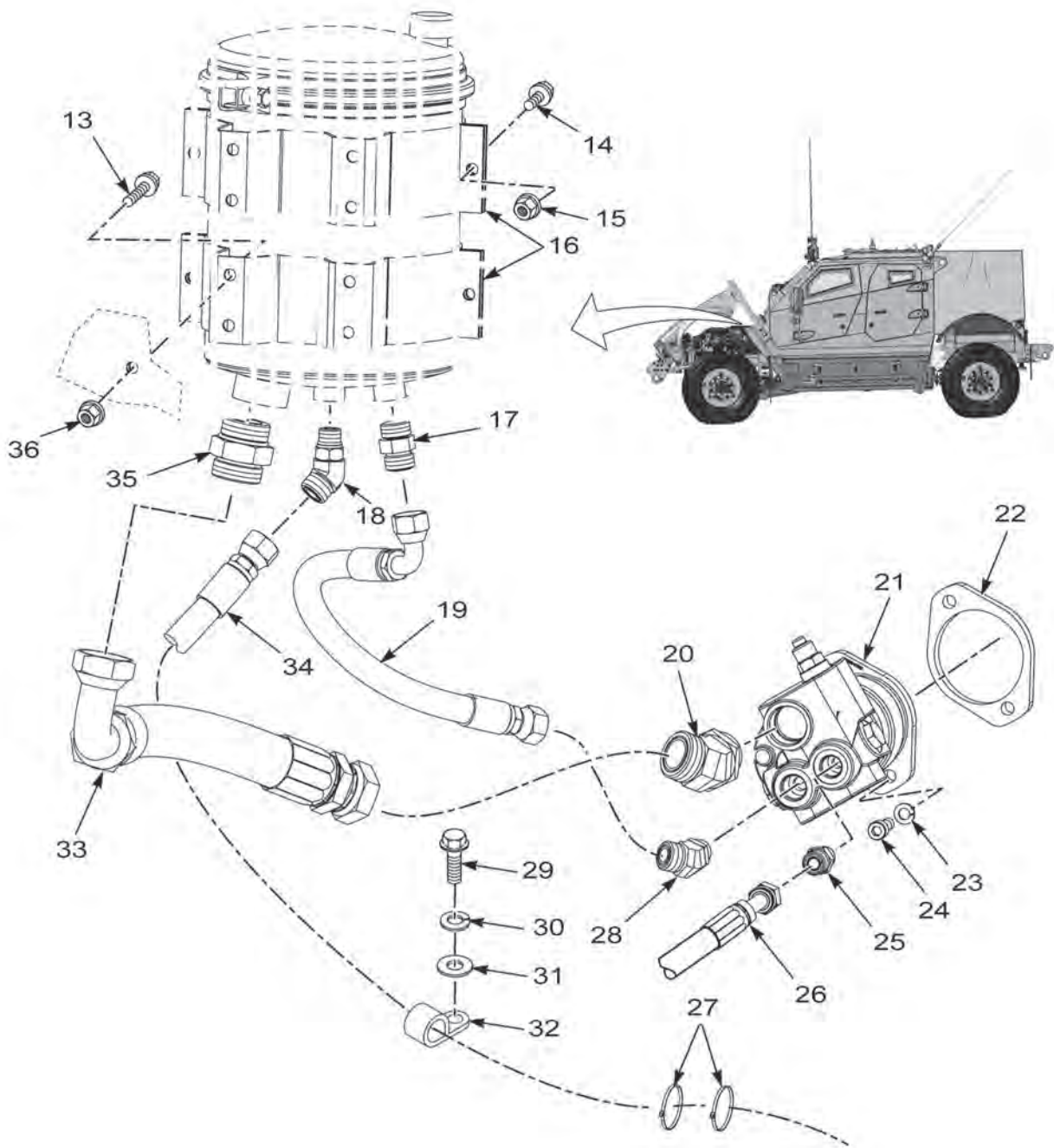


FIGURE 91 - POWER STEERING HYDRAULICS (SHEET 2 OF 2)



(1) FIG.	(2) ITEM	(3) PART NO.	(4) DESCRIPTION	(5) QTY.	(6) U/M
			GROUP 1407 POWER STEERING GEAR ASSEMBLY FIG. 91 POWER STEERING HYDRAULICS		
91	1	CFA029M252	RESERVOIR, HYDRAULIC STEERING, 9QT . . . . .	1	EA
91	2	Q347137	. GAGE ROD . . . . .	1	EA
91	3	Q-53087	. COUPLING, CLAMP . . . . .	1	EA
91	4	Q-53138	. . CLAMP. . . . .	1	EA
91	5	Q53738	. . SCREW,CAP,HEX HEAD 3/8-16 X 1 1/2 . . . . .	2	EA
91	6	Q80132	. COVER ACCESS. . . . .	1	EA
91	7	99955A	. PACKING,PERFORMED . . . . .	1	EA
91	8	Q-53849	. NUT,SELF-LOCKING WING . . . . .	1	EA
91	9	Q63175	. SPRING,HELICAL. . . . .	1	EA
91	10	Q-62984	. WASHER,COVEX . . . . .	1	EA
91	11	598698C1	. ELEMENT,FILTER. . . . .	1	EA
91	12	A029K066	. RESERVOIR,HOUSING . . . . .	1	EA
91	13	3266317	SCREW, FLANGE, HEXAGON, 3/8-16 X 3.00. . . . .	8	EA
91	14	1437220	NUT, SELF-LOCKING, FLAG, .38 - 16 . . . . .	4	EA
91	15	1614120	SCREW, FLANGE, HEXAGON HEAD .38-16 X 1.00. . . . .	4	EA
91	16	3821504	CLAMP, RESERVOIR. . . . .	4	EA
91	17	2320FX	FITTING, ST 10JIC - 8ORG MM ST . . . . .	1	EA
91	18	1781270	ELBOW, TUBE TO BOSS. . . . .	1	EA
91	19	3822510	HOSE ASSEMBLY #8 CR 56.0 2393 . . . . .	1	EA
91	20	1781300	FITTING, 45 16ORS - 16ORG MM ST . . . . .	1	EA
91	21	3831314	PUMP, GEAR 1.69 CCW A. . . . .	1	EA
91	22	1694630	GASKET, HYDAULIC PUMP . . . . .	1	EA
91	23	3524930003	WASHER, LOCK, SPLIT, M10 X 18.1 X 2.2. . . . .	2	EA
91	24	3580162	SCREW, CAP . . . . .	2	EA
91	25	1781250	FITTING, 45 8ORS - 8ORG MM ST . . . . .	1	EA
91	26	3822522	#8 PRESSURE LINE . . . . .	1	EA
91	27	127995A	TIE, CABLE 13.38 X .301. . . . .	2	EA
91	28	3107617	FITTING, 45 10ORS - 10ORG MM ST . . . . .	1	EA
91	29	420AX1	SCREW, CAP, HEXAGON HEAD .38-16 X 1.00 . . . . .	1	EA
91	30	351AX	WASHER, LOCK, SPLIT .38 X .68 X .09 . . . . .	1	EA
91	31	362AX	WASHER, FLAT .38 X .81 X .07. . . . .	1	EA
91	32	1755590	CLIP, CUSHION 1.25ID . . . . .	1	EA
91	33	3822483	HOSE ASSEMBLY #20 CR 20.0 2278 . . . . .	1	EA
91	34	3822518	#10 RETURN LINE. . . . .	1	EA
91	35	1781190	FITTING, ST 20ORS-20ORG MM ST. . . . .	1	EA
91	36	3266317	SCREW, FLANGE, HEXAGON, 3/8-16 X 3.00. . . . .	8	EA

END OF FIGURE



---

**FIELD AND SUSTAINMENT MAINTENANCE  
CAPSULE HULL MOUNTS (M1240)**

---

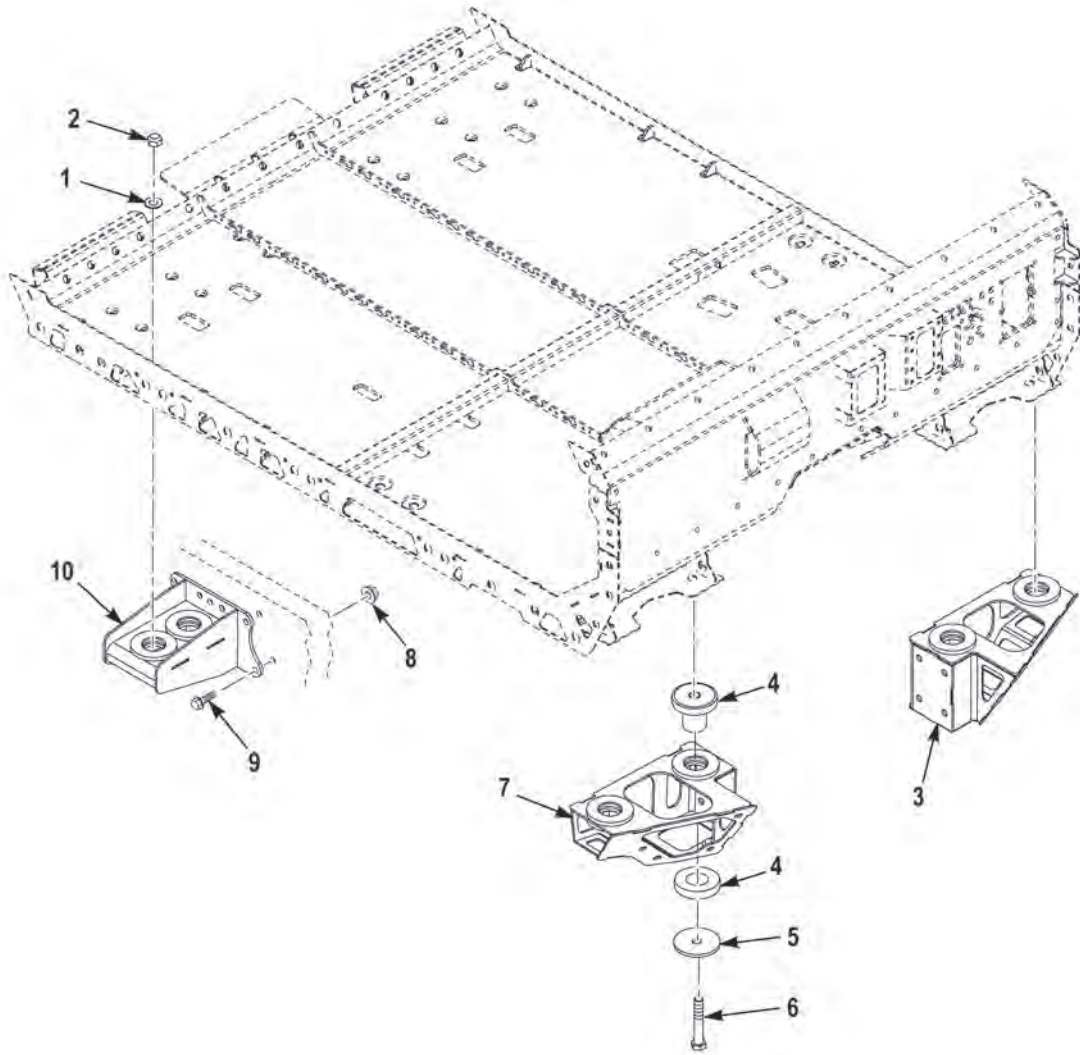


FIGURE 92 - CAPSULE HULL MOUNTS (M1240)

(1) FIG.	(2) ITEM	(3) PART NO.	(4) DESCRIPTION	(5) QTY.	(6) U/M
			GROUP 1501 FRAME ASSEMBLY FIG. 92 CAPSULE HULL MOUNTS (M1240)		
92	1	28261AX	WASHER, FLAT, 1.06 X 2.00 X .13. ....	8	EA
92	2	3418753	NUT, SELF-LOCKING, HEXAGON, 1/8 .....	8	EA
92	3	3831187	BRACKET, LH, HULL MOUNTING .....	1	EA
92	4	3705666	CAB MOUNT, RUBBER, CENTER BONDED.....	8	EA
92	5	3490642	WASHER, FLAT, 1.06 X .25 X .38. ....	8	EA
92	6	1755810	SCREW, CAP, HEXAGON HEAD, 1 - 8 X 6 .....	8	EA
92	7	3831188	BRACKET, RH, HULL MOUNTING .....	1	EA
92	8	110312A	NUT, SELF-LOCKING, EXTENDED WASHER, HEXAGON, 3/4 - 10 .....	22	EA
92	9	111320A	SCREW, FLANGE, HEXAGON, 3/4 - 10 X 2 .....	22	EA
92	10	3831303	BRACKET, SUPPORT, HULL MOUNTING, REAR ...	2	EA

END OF FIGURE



---

**FIELD AND SUSTAINMENT MAINTENANCE  
CAPSULE HULL MOUNTS (M1240A1)**

---

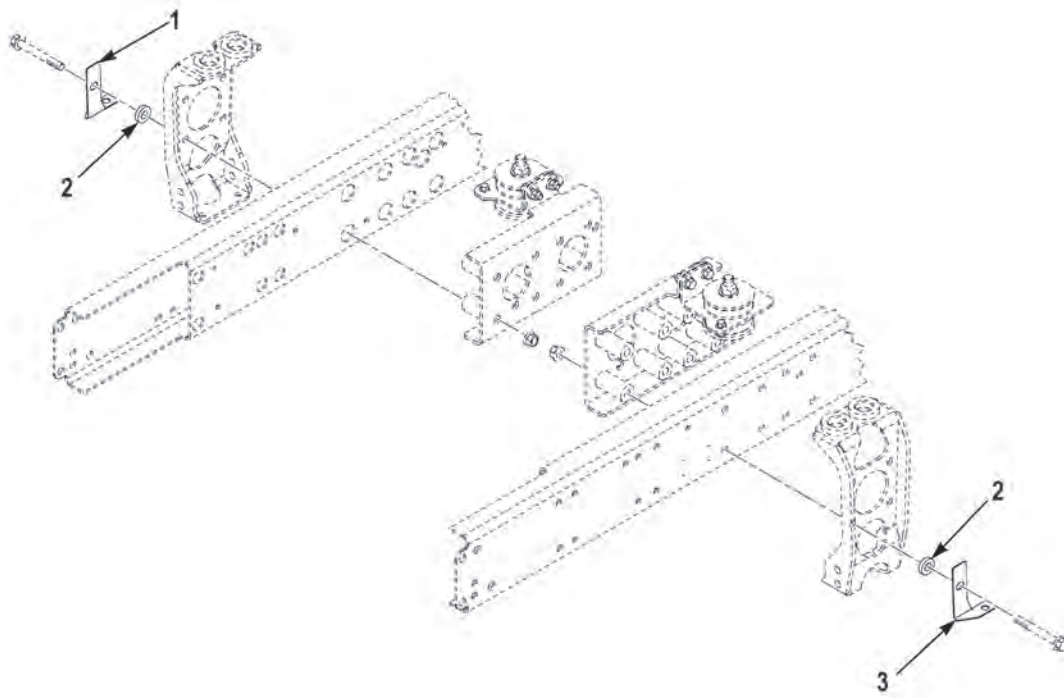


FIGURE 93 - CAPSULE HULL MOUNTS (M1240A1) (SHEET 1 OF 7)



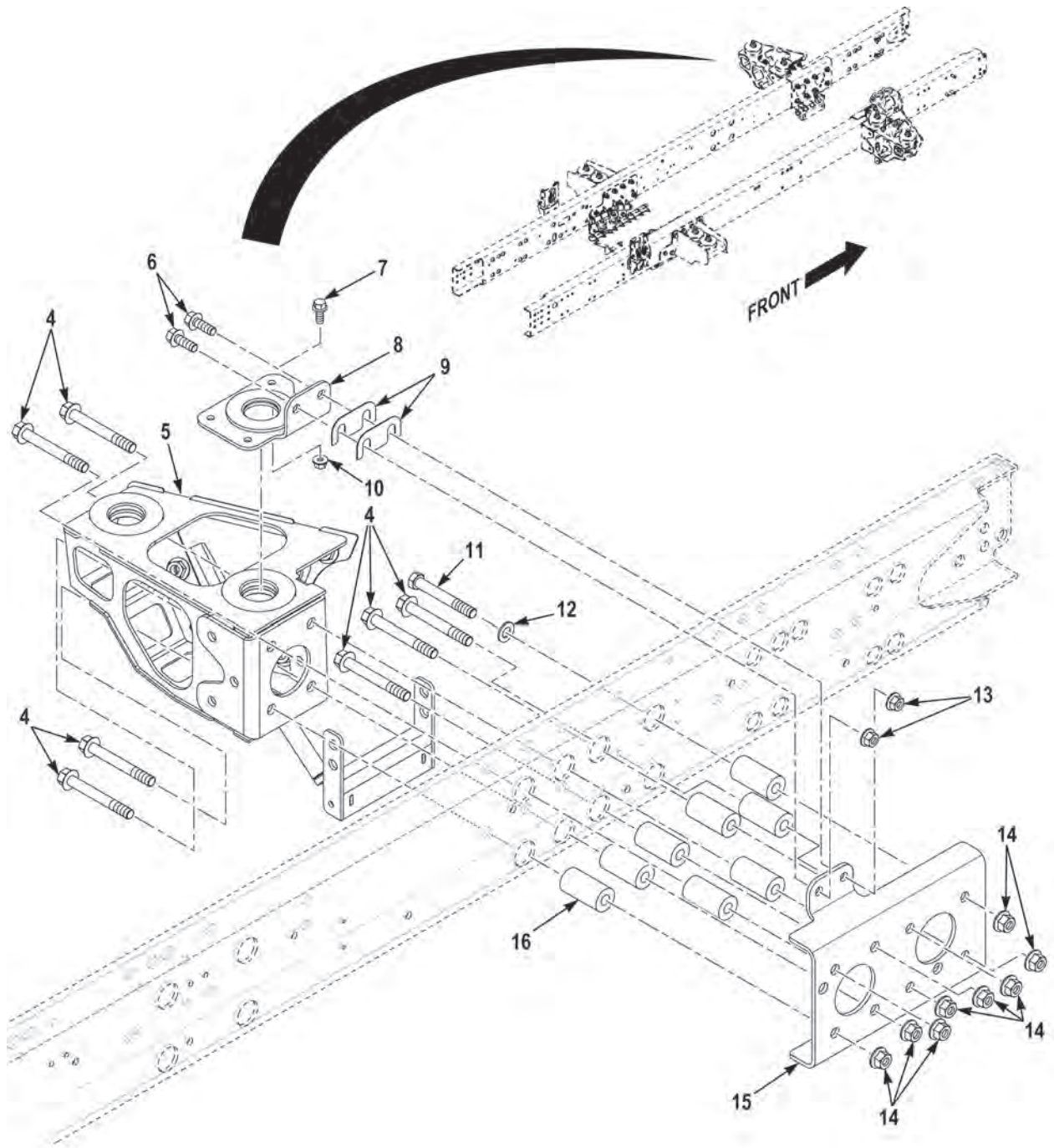


FIGURE 93 - CAPSULE HULL MOUNTS (M1240A1) (SHEET 2 OF 7)

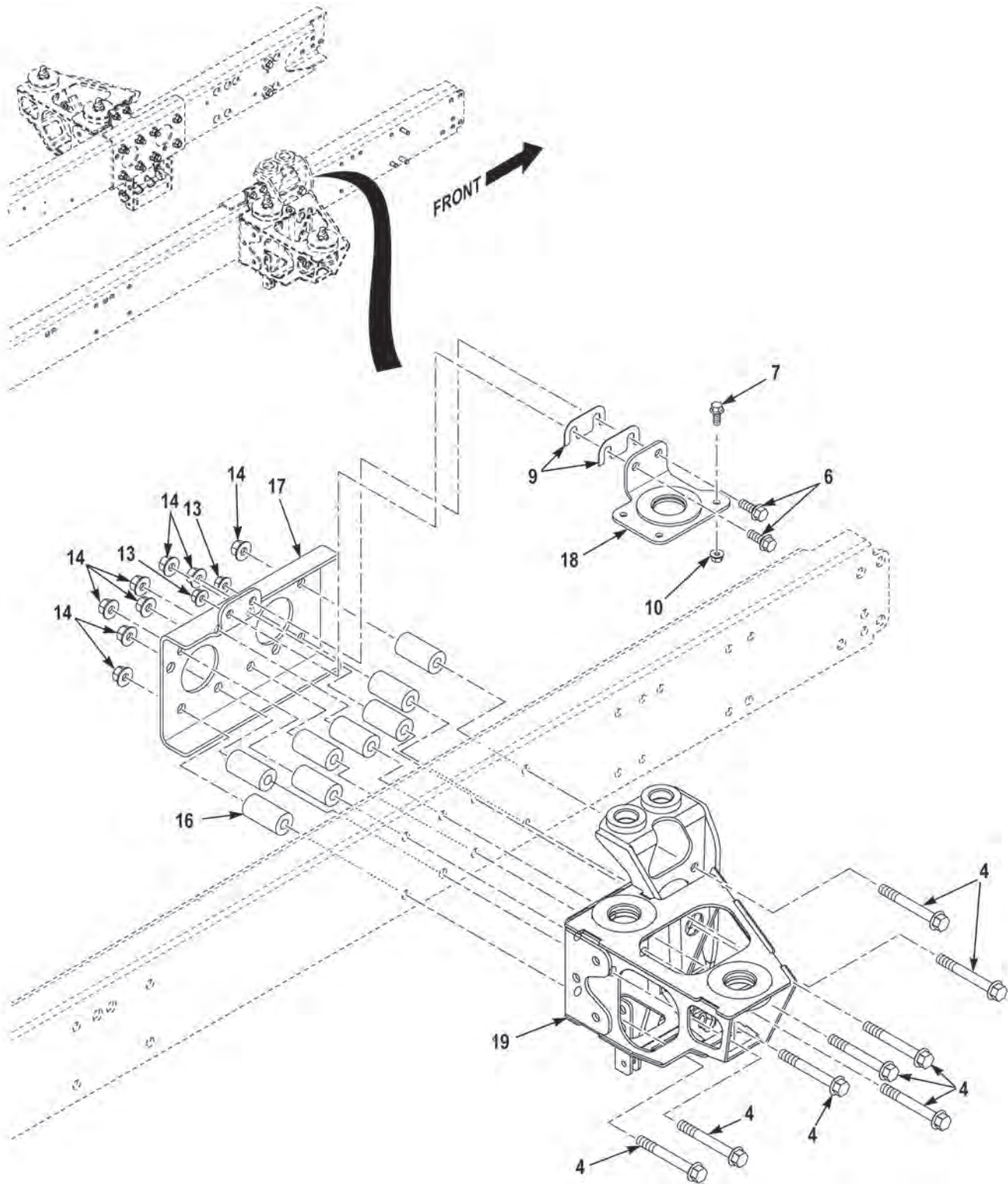


FIGURE 93 - CAPSULE HULL MOUNTS (M1240A1) (SHEET 3 OF 7)

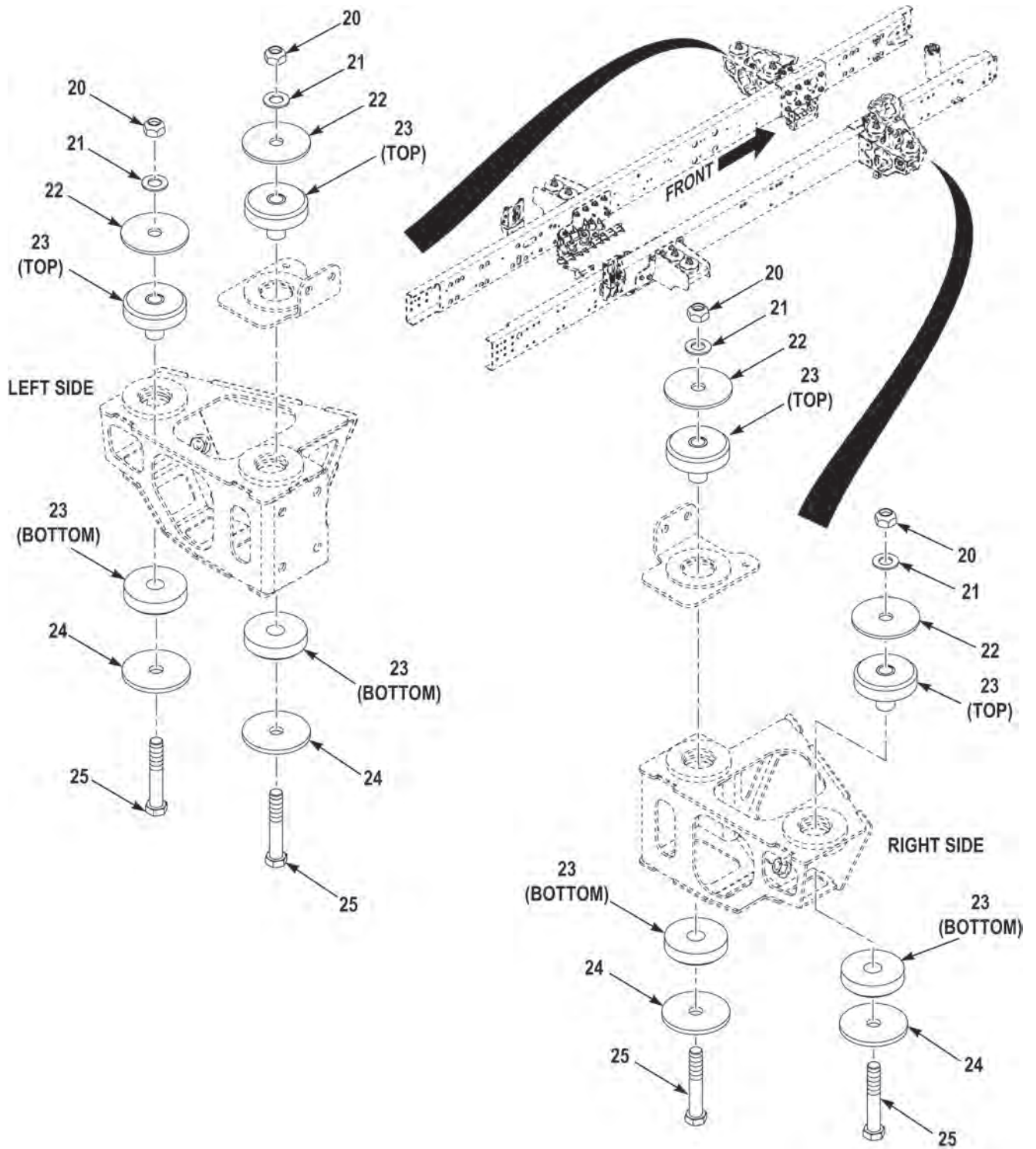


FIGURE 93 - CAPSULE HULL MOUNTS (M1240A1) (SHEET 4 OF 7)



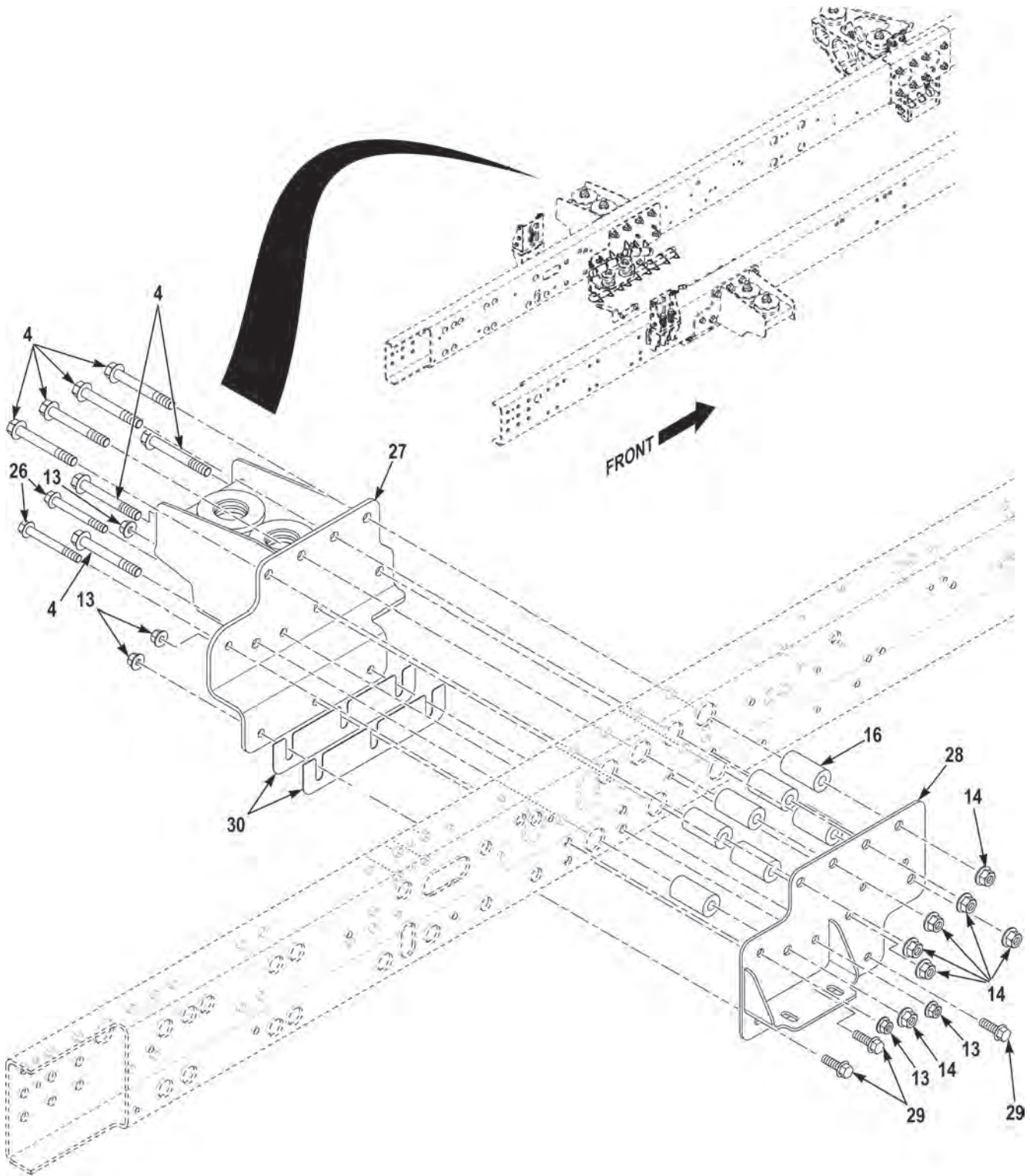


FIGURE 93 - CAPSULE HULL MOUNTS (M1240A1) (SHEET 5 OF 7)

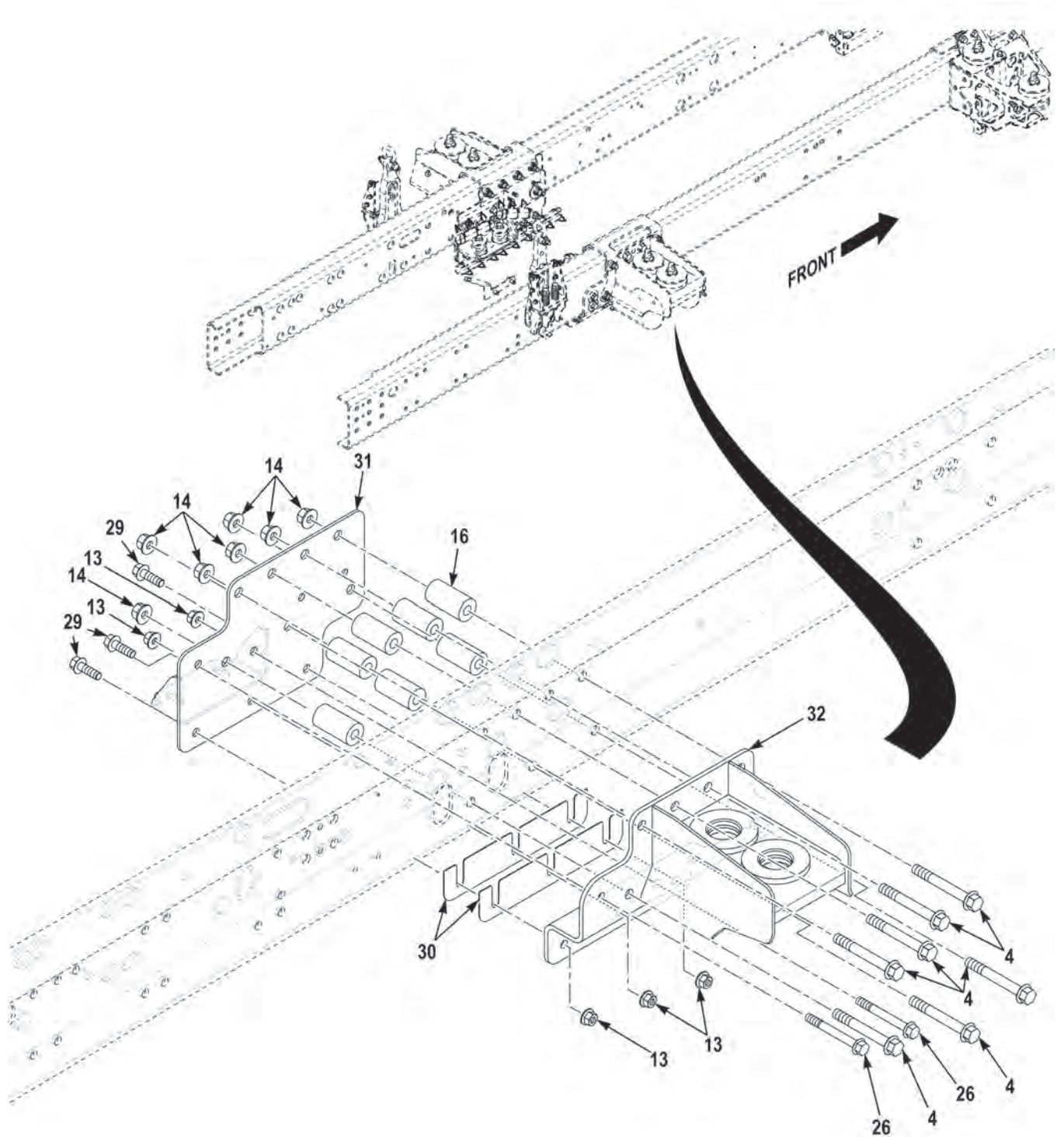


FIGURE 93 - CAPSULE HULL MOUNTS (M1240A1) (SHEET 6 OF 7)

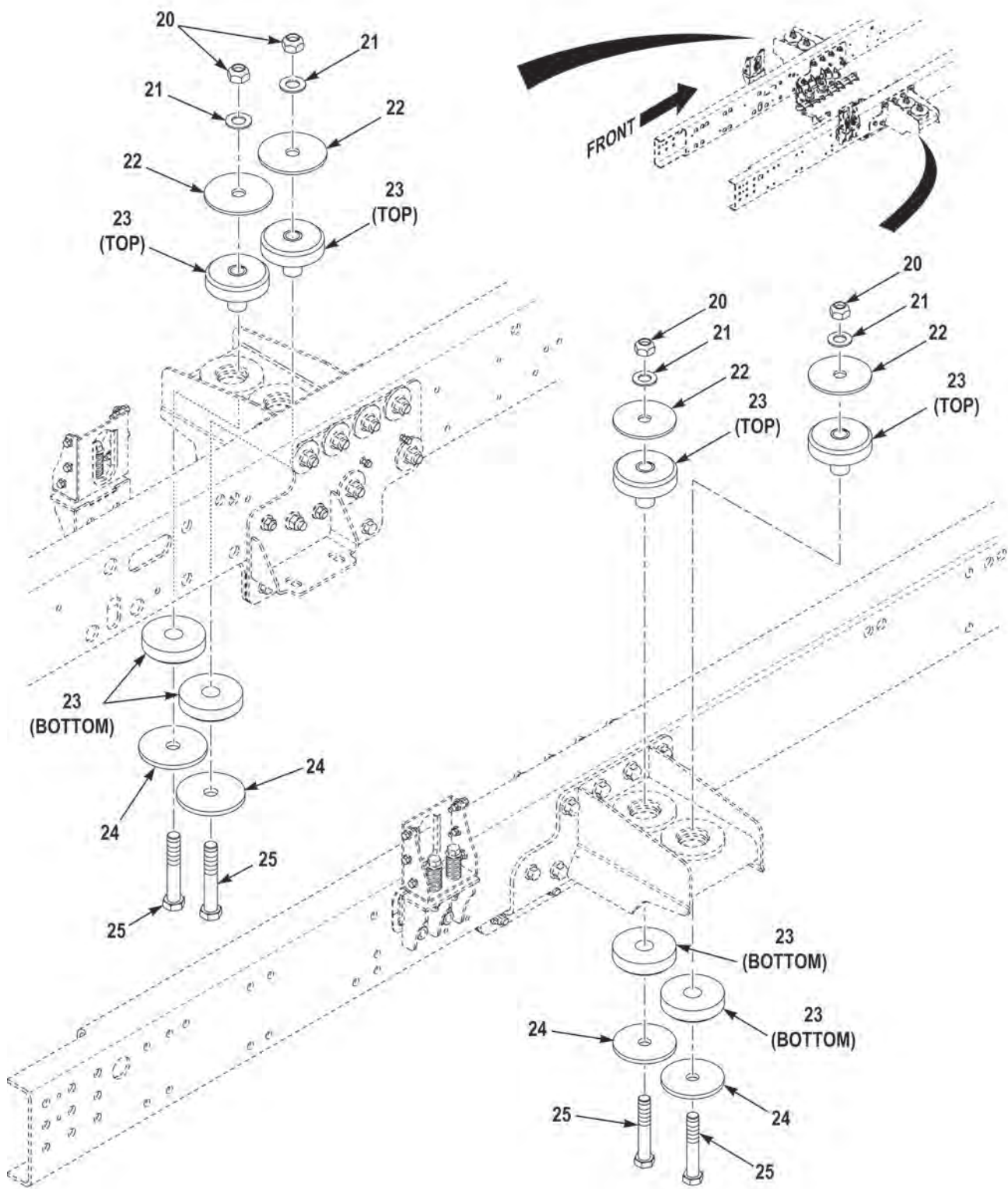


FIGURE 93 - CAPSULE HULL MOUNTS (M1240A1) (SHEET 7 OF 7)



(1) FIG.	(2) ITEM	(3) PART NO.	(4) DESCRIPTION	(5) QTY.	(6) U/M
			GROUP 1501 FRAME ASSEMBLY FIG. 93 CAPSULE HULL MOUNTS (M1240A1)		
93	1	3932878	BRACKET,MOUNTING,RH . . . . .	1	EA
93	2	3785342	SPACER,RING,.812 X 1.63 X .38 ST . . . . .	2	EA
93	3	3932881	BRACKET,MOUNTING,LH . . . . .	1	EA
93	4	3945953	SCREW,CAP,HEXAGON,.75-10 X 6.00 G8 MB . . . . .	29	EA
93	5	3979570	BRACKET,MOUNTING,LH . . . . .	1	EA
93	6	3418754	SCREW,FLANGE,HEX,.62-11 X 1.75 G8 DA . . . . .	4	EA
93	7	10823-01178	SCREW,CAP,HEX HEAD,.50-13 X 1.25 G8 DA . . . . .	6	EA
93	8	3948331	BRACKET,MOUNTING,UPPER,LH . . . . .	1	EA
93	9	3948441	SPACER,PLATE,.0598 . . . . .	4	EA
93	10	3266310	NUT,SELF-LOCKING,.50-13 G8 DA . . . . .	6	EA
93	11	1325670	BOLT,MACHINE,.75-10 X 5.50 G8 PO . . . . .	1	EA
93	12	MS27183-23	WASHER,FLAT,.81 X 1.50 X .12 PO HDN . . . . .	1	EA
93	13	3266311	NUT,SELF-LOCKING,.62-11 G8 DA . . . . .	14	EA
93	14	S075460	NUT,SELF-LOCKING,.75-10 G8 PO . . . . .	30	EA
93	15	3948862	BRACKET,MOUNTING,LH . . . . .	1	EA
93	16	3945816	SPACER,RING,.812 X 1.88 X 3.62 AL . . . . .	30	EA
93	17	3948863	BRACKET,MOUNTING,RH . . . . .	1	EA
93	18	3948332	BRACKET,MOUNTING,UPPER,RH . . . . .	1	EA
93	19	3831188	BRACKET,RH,RH . . . . .	1	EA
93	20	3418753	NUT,HEX.LKDT 1.00-8 G8 DA . . . . .	8	EA
93	21	33822	WASHER,FLAT,1.06 X 2.00 X .13 ZY HDN . . . . .	8	EA
93	22	3926411	WASH,FLT 1.06X5.25X.19 SPL . . . . .	8	EA
93	23	CB-2205-9	MOUNT,RESILIENT,GENERAL PURPOSE . . . . .	8	EA
93	24	3490642	WASHER,SNUBBING,1.06 X 5.25 X .38 SPL . . . . .	8	EA
93	25	3418751	SCREW,CAP,HEX HEAD,1.00-8 X 6.00 G8 DA . . . . .	8	EA
93	26	3440113	SCREW,CAP,HEX HEAD,.62-11 X 5.50 G8 DC . . . . .	4	EA
93	27	3949199	BRACKET,MOUNTING,RR,LH . . . . .	1	EA
93	28	3949196	BRACKET,MOUNTING,LH . . . . .	1	EA
93	29	3271564	SCREW,CAP,HEX HEAD,.62-11 X 2.00 G8 DA . . . . .	6	EA
93	30	3949195	SPACER,PLATE,RR . . . . .	4	EA
93	31	3949197	BRKT,T-CASE MOUNT,RH WLDMT . . . . .	1	EA
93	32	3949202	BRACKET,MOUNTING,RR,RH . . . . .	1	EA

END OF FIGURE





---

**FIELD AND SUSTAINMENT MAINTENANCE  
CARGO DECK MOUNTING (M1240)**

---

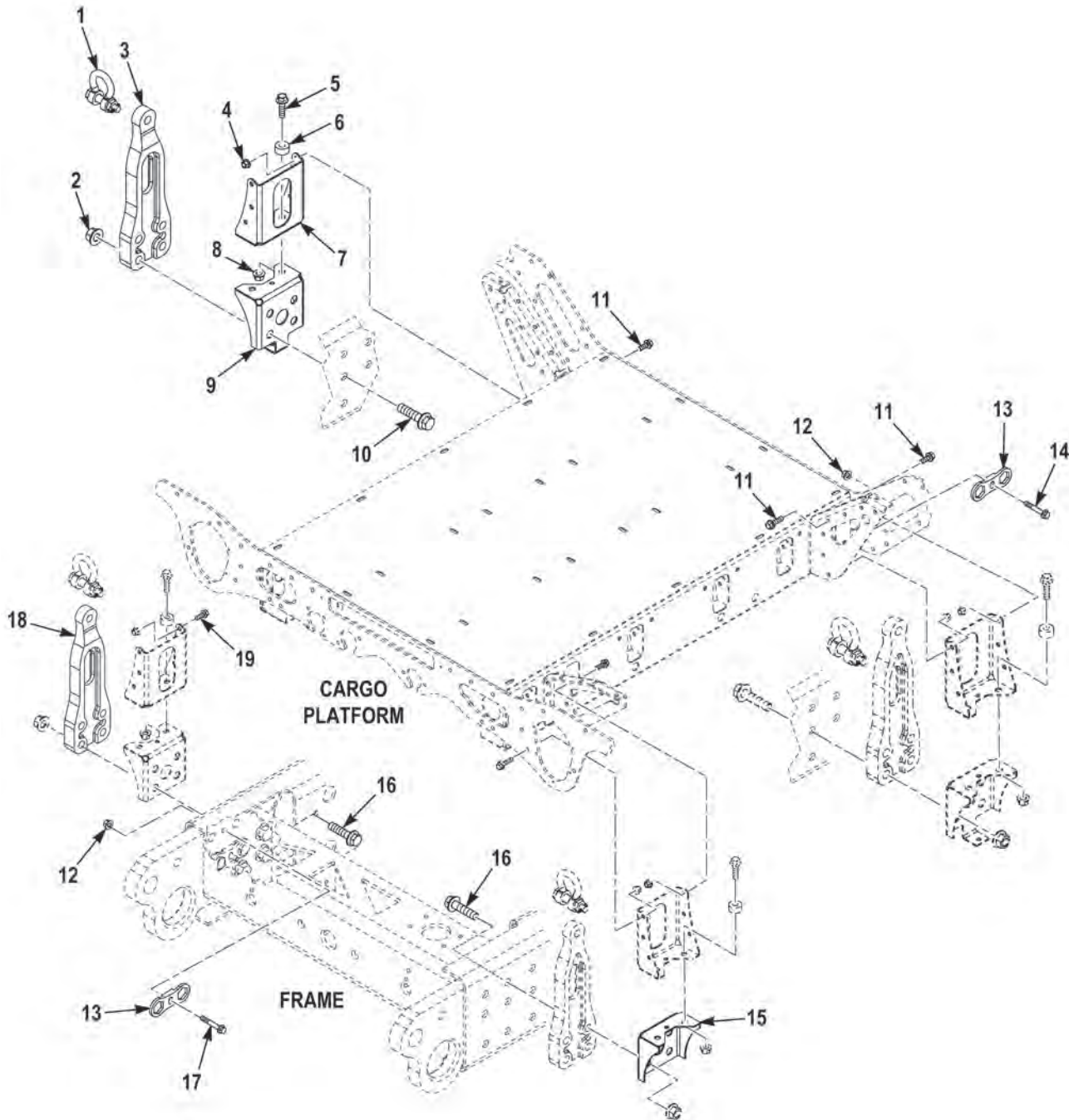


FIGURE 94 - CARGO DECK MOUNTING (M1240)

(1) FIG.	(2) ITEM	(3) PART NO.	(4) DESCRIPTION	(5) QTY.	(6) U/M
			GROUP 1501 FRAME ASSEMBLY FIG. 94 CARGO DECK MOUNTING (M1240)		
94	1	3826156	SHACKLE . . . . .	4	EA
94	2	110312A	NUT, SELF-LOCKING, 3/4 - 10 . . . . .	16	EA
94	3	3838529	BRACKET, PLATFORM, MOUNT . . . . .	2	EA
94	4	115307A	NUT, SELF-LOCKING, EXTENDED WASHER, HEXAGON, .38-16 . . . . .	24	EA
94	5	111314A	SCREW, CAP, HEXAGON HEAD, 1/2-13 X 1 3/4 . . .	8	EA
94	6	3833894	MOUNT, PLATFORM . . . . .	8	EA
94	7	3832511	BRACKET, PLATFORM, MOUNT . . . . .	4	EA
94	8	110310A	NUT, SELF-LOCKING, EXTENDED WASHER, HEXAGON, 1/2-13 . . . . .	8	EA
94	9	3830383	BRACKET, PLATFORM, MOUNT . . . . .	2	EA
94	10	126536A	SCREW, CAP, HEX HEAD, 3/4-10 X 3 . . . . .	8	EA
94	11	120699A	SCREW, CAP, HEX HEAD, .38-16 X 1.50 . . . . .	12	EA
94	12	1437220	NUT, FLG, LKDT .38 - 16 G5 ZY . . . . .	4	EA
94	13	3835941	PLATE, CAPTURED BOLT HEAD . . . . .	4	EA
94	14	2012HX1	SCREW, CAP, HEX .38 - 16 X 3.25 G5 ZY . . . . .	4	EA
94	15	3832512	BRACKET, PLATFORM, MOUNT . . . . .	2	EA
94	16	1337450	SCREW, CAP, HEXAGON HEAD, 3/4-10 X 5 . . . . .	8	EA
94	17	177FX1	SCREW, CAP, HEX .38 - 16 X 1.50 G5 ZY . . . . .	4	EA
94	18	3832513	PLATE, CARGO TIE DOWN . . . . .	2	EA
94	19	1333170	SCREW, FLG, HEX . . . . .	12	EA

END OF FIGURE



---

**FIELD AND SUSTAINMENT MAINTENANCE  
CARGO DECK MOUNTING (M1240A1)**

---

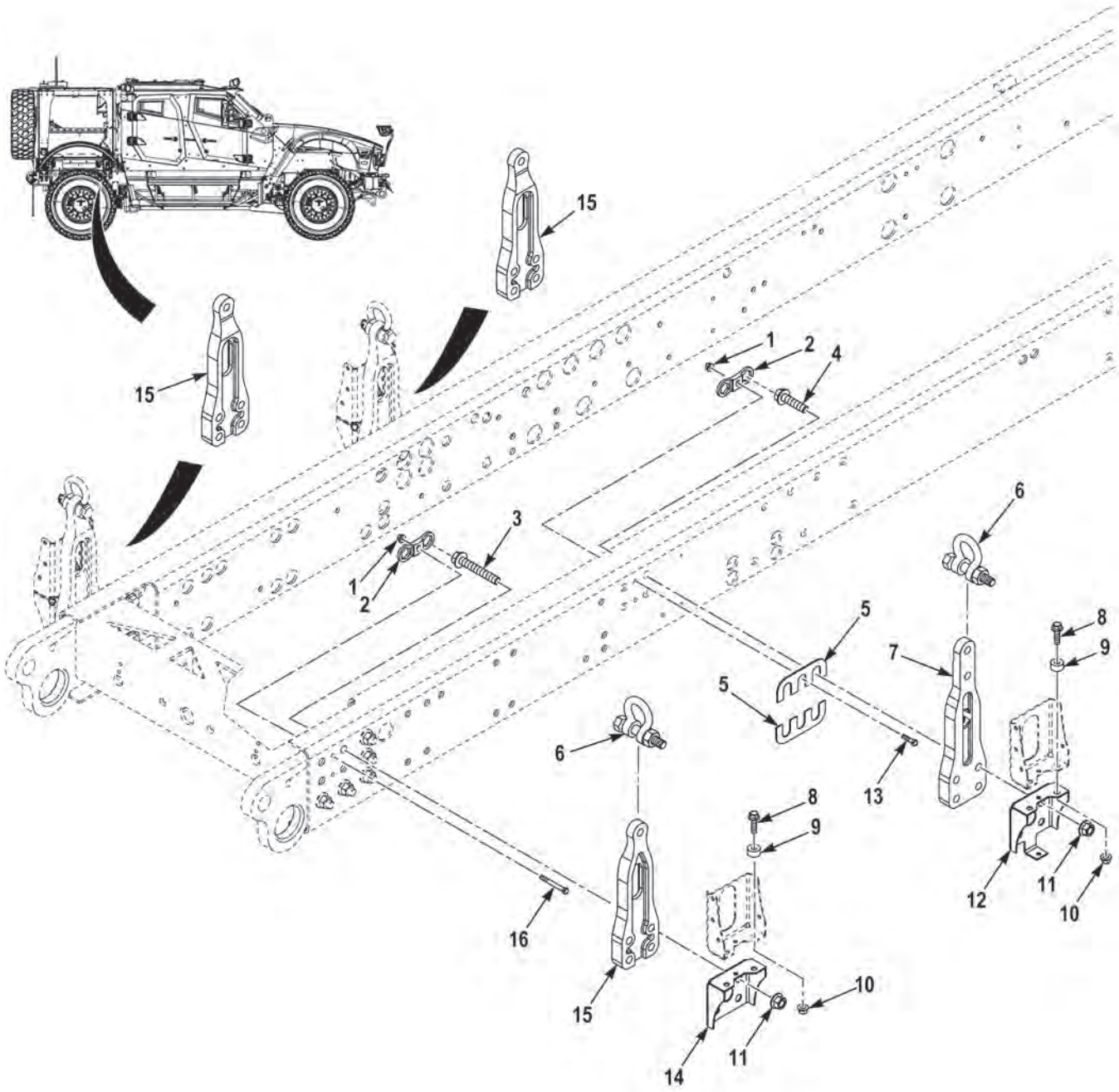


FIGURE 95 - CARGO DECK MOUNTING (M1240A1)

(1) FIG.	(2) ITEM	(3) PART NO.	(4) DESCRIPTION	(5) QTY.	(6) U/M
			GROUP 1501 FRAME ASSEMBLY FIG. 95 CARGO DECK MOUNTING (M1240A1)		
95	1	10823-00318	NUT,SELF-LOCKING,.38-16 G5 ZY . . . . .	8	EA
95	2	3835941	RETAINER,NUT AND BOLT . . . . .	8	EA
95	3	1337450	SCREW,CAP,HEX HEAD,.75-10 X 5.00 G8 PO . . . . .	8	EA
95	4	19892	SCREW,CAP,HEX HEAD,.75-10 X 3.00 G8 PO . . . . .	8	EA
95	5	3929589	SPACER,PLATE, . . . . .	4	EA
95	6	8966T52	SHACKLE,ANCHOR, . . . . .	4	EA
95	7	3877251	ADAPTER,TIE DOWN, . . . . .	1	EA
95	8	111314A	SCREW,CAP,HEXAGON,.50-13 X 1.75 G8 PO . . . . .	8	EA
95	9	3833894	SPACER,SLEEVE,.53 X 1.25 X .63 AL . . . . .	8	EA
95	10	110310A	NUT,SELF-LOCKING,.50-13 G8 PO . . . . .	8	EA
95	11	S075460	NUT,SELF-LOCKING,.75-10 G8 PO . . . . .	16	EA
95	12	3830383	BRACKET,FR LOWER . . . . .	2	EA
95	13	95109	SCREW,CAP,HEX HEAD,.38-16 X 1.50 G5 ZY . . . . .	4	EA
95	14	3832512	BRACKET,RR LOWER . . . . .	2	EA
95	15	3832513	ADAPTER,TIE DOWN, . . . . .	3	EA
95	16	95116	SCREW,MACHINE,.38-16 X 3.25 G5 ZY . . . . .	4	EA

END OF FIGURE





---

**FIELD AND SUSTAINMENT MAINTENANCE  
CARGO DECK MOUNTING (M1245)**

---

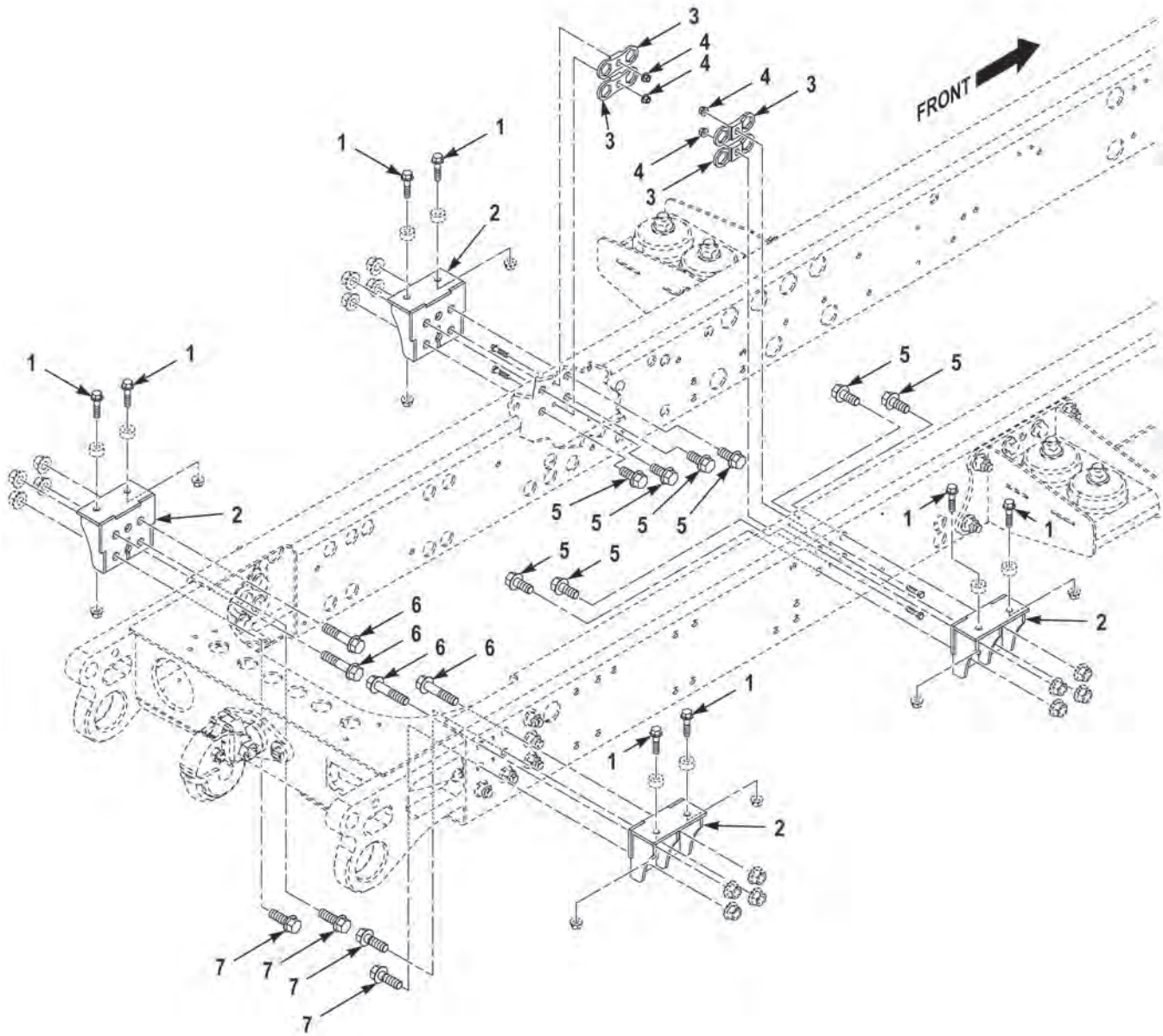


FIGURE 96 - CARGO DECK MOUNTING (M1245)

(1) FIG.	(2) ITEM	(3) PART NO.	(4) DESCRIPTION	(5) QTY.	(6) U/M
			GROUP 1501 FRAME ASSEMBLY FIG. 96 CARGO DECK MOUNTING (M1245)		
96	1	128131A	SCREW,CAP,HEX HEAD,.50-13 X 2.00 G8 PO. . . . .	8	EA
96	2	3903210	BRACKET,MOUNTING. . . . .	4	EA
96	3	3835941	RETAINER . . . . .	4	EA
96	4	1437220	NUT,SELF-LOCKING,.38-16 G5 ZY . . . . .	4	EA
96	5	0142821	BOLT,MACHINE,.75-10X1.75 G8 P . . . . .	8	EA
96	6	19894	SCREW,CAP,HEX HEAD,.75-10X3.50 G8 P . . . . .	4	EA
96	7	19889	SCREW,CAP,HEX HEAD,.75-10X2.25 G8 PO. . . . .	4	EA

END OF FIGURE



---

**FIELD AND SUSTAINMENT MAINTENANCE  
FRAME RAILS AND FRAME STRUCTURE (M1240)**

---

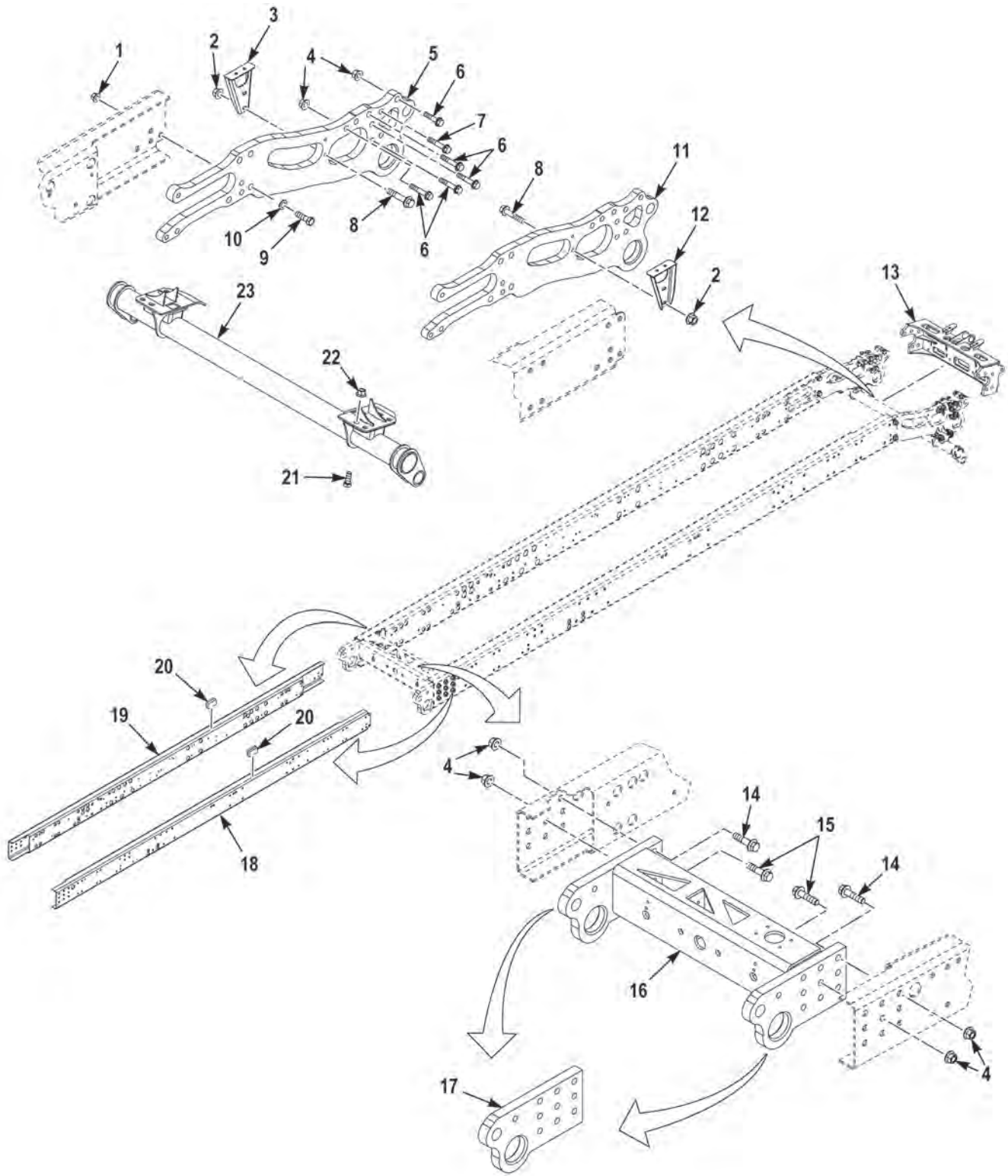


FIGURE 97 - FRAME RAILS AND FRAME STRUCTURE (M1240)

(1) FIG.	(2) ITEM	(3) PART NO.	(4) DESCRIPTION	(5) QTY.	(6) U/M
			GROUP 1501 FRAME ASSEMBLY FIG. 97 FRAME RAILS AND FRAME STRUCTURE (M1240)		
97	1	3641481	NUT, SELF-LOCKING, HEXAGON, .88-9 G8 . . . . .	4	EA
97	2	115307A	NUT, SELF-LOCKING, EXTENDED WASHER, HEXAGON, .38-16 G8 . . . . .	4	EA
97	3	3833711	COOLING PACK SUPPORT, LH WELDMENT. . . . .	1	EA
97	4	110312A	NUT, SELF-LOCKING, .75 - 10 G8 . . . . .	26	EA
97	5	3826161	FRAME EXTENSION, LH, WELDMENT. . . . .	1	EA
97	6	111319A	SCREW, FLANGED, HEXAGON, .75-10 X 3.25 . . . .	12	EA
97	7	1337720	SCREW, FLANGED, HEXAGON, .75-10 X 2.50 . . . .	4	EA
97	8	115306A	SCREW, FLANGED, HEXAGON, .38-16 X 2.00 . . . .	4	EA
97	9	1931950	SCREW, CAP, HEXAGON, .88-9 X 3.00 . . . . .	4	EA
97	10	3719877	WASHER, FLAT, .88 X 1.75 X .13. . . . .	4	EA
97	11	3826162	FRAME EXTENSION, RH,WELDMENT. . . . .	1	EA
97	12	3833710	COOLING PACK SUPPORT, RH WELDMENT . . . . .	1	EA
97	13	3842261	WINCH MOUNT, WELDMENT . . . . .	1	EA
97	14	1317120	SCREW, CAP, HEXAGON HEAD, 3/4-10 X 3.50 . . . .	4	EA
97	15	126536A	SCREW, FLANGED, HEXAGON .75-10 X 3.00 . . . .	6	EA
97	16	3828350	CROSSMEMBER, REAR, WELDMENT. . . . .	1	EA
97	17	3835013	TOW EYE, REAR, STEEL . . . . .	2	EA
97	18	3847840	FRAME DRILLING, RH. . . . .	1	EA
97	19	3847839	FRAME DRILLING, LH . . . . .	1	EA
97	20	3823565	PAD, XMSN SPRING WEAR . . . . .	2	EA
97	21	115289A	SCREW, FLANGED, HEXAGON .62 - 11 X 1.50 . . . .	8	EA
97	22	113011A	NUT, FLANGED,LKSP .62 - 11. . . . .	8	EA
97	23	3826185	LOWER TIE-SPARKS BAR WELDMENT. . . . .	1	EA
97	NI	3847838	FRAME BLANK, 4.00 X 9.75 X .25. . . . .	2	EA

END OF FIGURE





---

**FIELD AND SUSTAINMENT MAINTENANCE  
FRAME RAILS (M1240A1)**

---

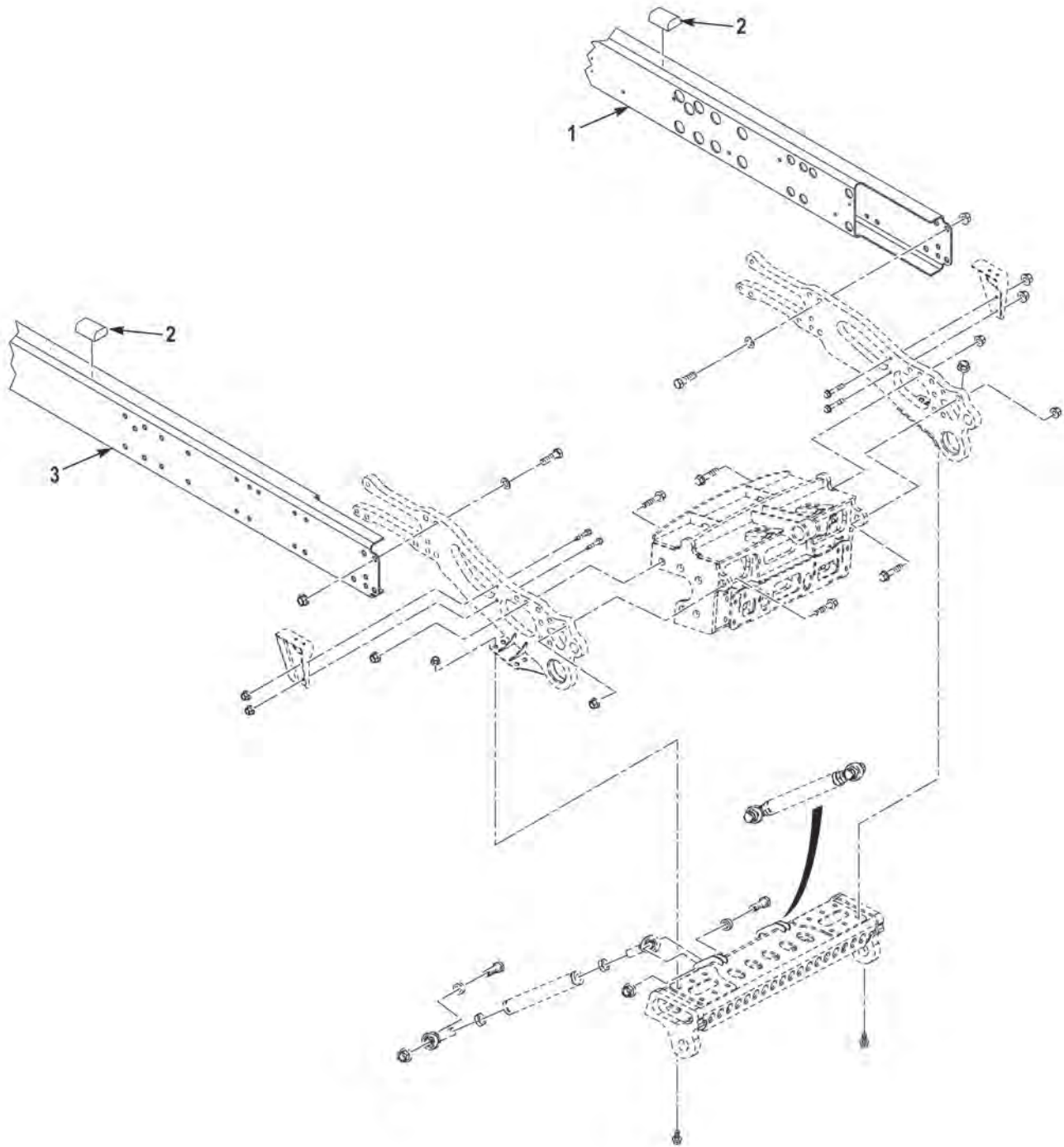


FIGURE 98 - FRAME RAILS (M1240A1)

(1) FIG.	(2) ITEM	(3) PART NO.	(4) DESCRIPTION	(5) QTY.	(6) U/M
			GROUP 1501 FRAME ASSEMBLY FIG. 98 FRAME RAILS (M1240A1)		
98	1	3850265	FRAME,LH .....	1	EA
98	2	3823565	PAD,LEAF SPRING, .....	2	EA
98	3	3850266	FRAME,RH .....	1	EA

END OF FIGURE



---

**FIELD AND SUSTAINMENT MAINTENANCE  
FRAME STRUCTURE (M1240A1)**

---

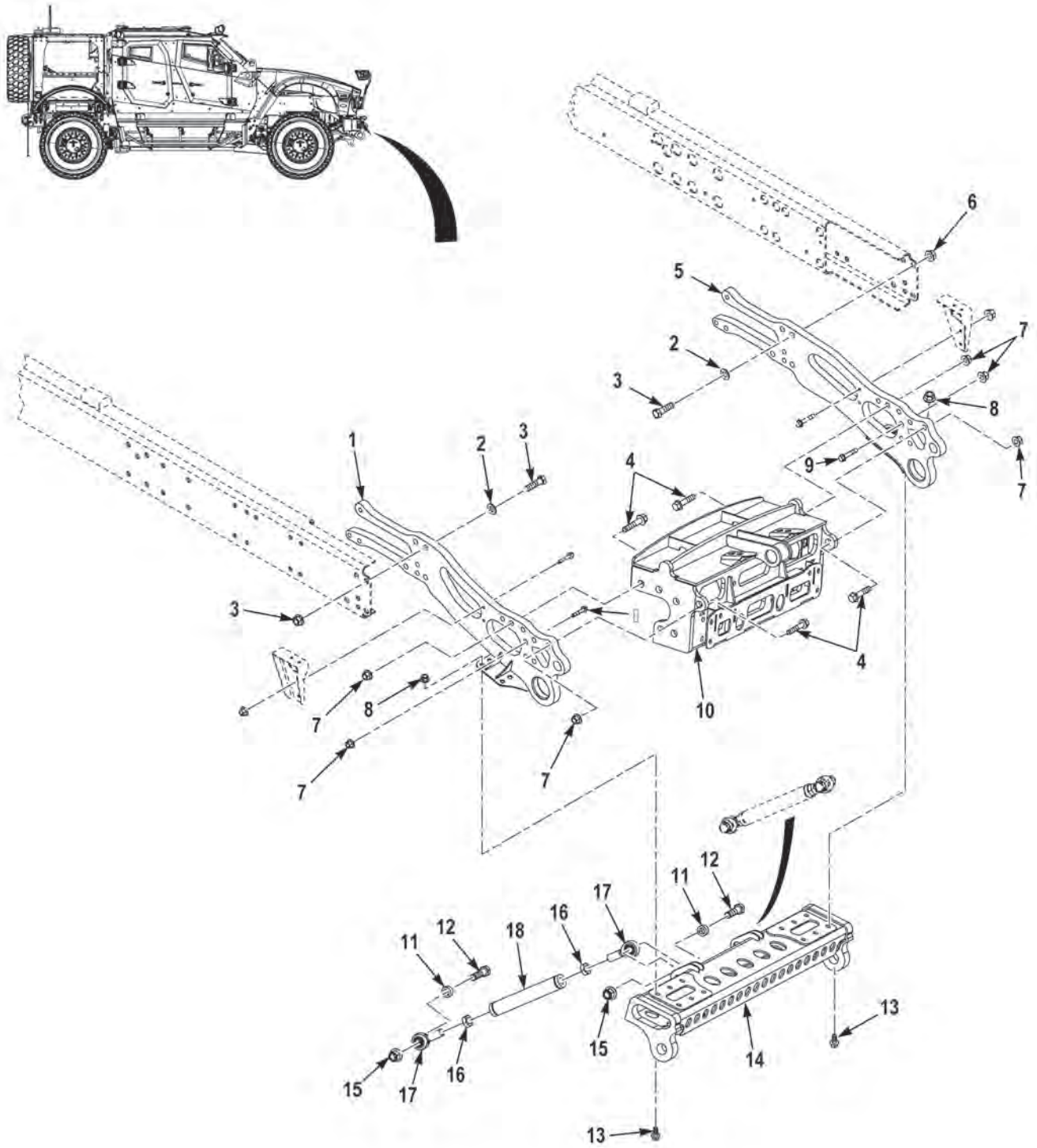


FIGURE 99 - FRAME STRUCTURE (M1240A1)

(1) FIG.	(2) ITEM	(3) PART NO.	(4) DESCRIPTION	(5) QTY.	(6) U/M
			GROUP 1501 FRAME ASSEMBLY FIG. 99 FRAME STRUCTURE (M1240A1)		
99	1	3855510	FRAME SECTION,RH . . . . .	1	EA
99	2	33804	WASHER,FLAT,.88 X 1.75 X .13. . . . .	4	EA
99	3	1931950	SCREW,CAP,HEX HEAD,.88-9 X 3.00 G8 . . . . .	4	EA
99	4	19893	SCREW,CAP,HEX HEAD,.75-10 X 3.25 G8 . . . . .	12	EA
99	5	3855509	FRAME SECTION,LH. . . . .	1	EA
99	6	3641481	NUT,SELF-LOCKING,.88-9 G8 . . . . .	4	EA
99	7	S075460	NUT,SELF-LOCKING,.75-10 G8 PO . . . . .	14	EA
99	8	S075144	NUT,SELF-LOCKING,.62-11 G8 PO . . . . .	12	EA
99	9	19890	SCREW,CAP,HEX HEAD,.75-10 X 2.50 G8 . . . . .	2	EA
99	10	3913324	SUPPORT,WINCH,. . . . .	1	EA
99	11	3854943	SPACER,. . . . .	4	EA
99	12	60066AX	SCREW,CAP,HEX HEAD,.75-10 X 2.75 G8 . . . . .	4	EA
99	13	19861	BOLT,MACHINE,.62-11 X 2.00 G8 PO . . . . .	12	EA
99	14	3854922	BAR,STABILIZER,LOWER,TIE-BAR . . . . .	1	EA
99	15	11144-01115	NUT,SELF-LOCKING,.75-10 G8 . . . . .	4	EA
99	16	3535425	NUT,PLAIN,HEXAGON,.88-14 G2 . . . . .	4	EA
99	17	3854856	BEARING,PLAIN,ROD END . . . . .	4	EA
99	18	3855786	STRUT,REACTION . . . . .	2	EA

END OF FIGURE





---

**FIELD AND SUSTAINMENT MAINTENANCE  
FRAME STRUCTURE (M1245)**

---

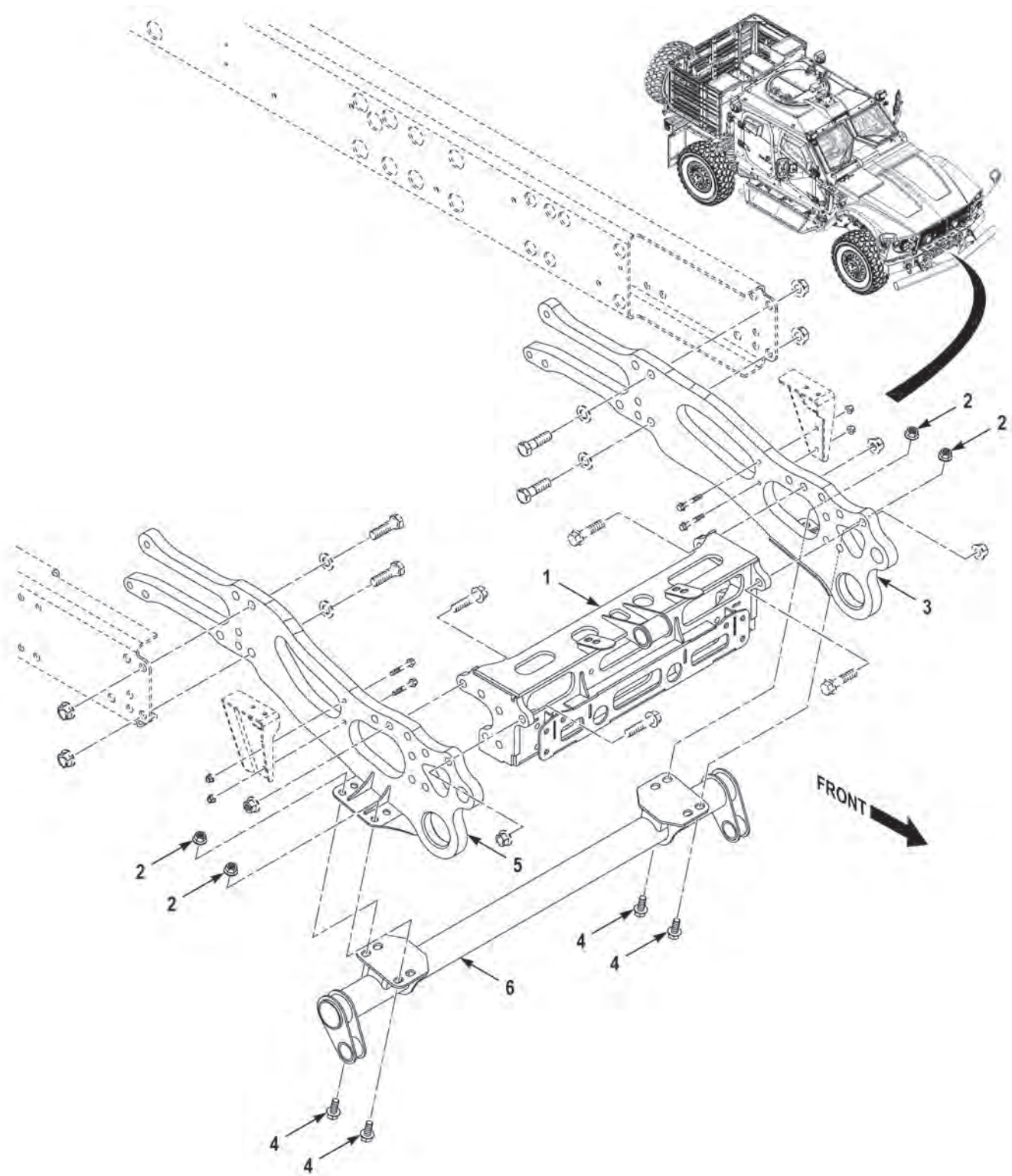


FIGURE 100 - FRAME STRUCTURE (M1245)

(1) FIG.	(2) ITEM	(3) PART NO.	(4) DESCRIPTION	(5) QTY.	(6) U/M
			GROUP 1501 FRAME ASSEMBLY FIG. 100 FRAME STRUCTURE (M1245)		
100	1	3842261	SUPPORT,WINCH .....	1	EA
100	2	S075144	NUT,SELF-LOCKING,.62-11 G8 PO .....	8	EA
100	3	3826161	FRAME,VEHICULAR .....	1	EA
100	4	19859	BOLT,MACHINE,.62-11X1.50 G8 P .....	8	EA
100	5	3826162	FRAME,VEHICULAR .....	1	EA
100	6	3826185	BAR,STABILIZER .....	1	EA

**END OF FIGURE**



---

**FIELD AND SUSTAINMENT MAINTENANCE  
REAR FRAME SECTION (M1245)**

---

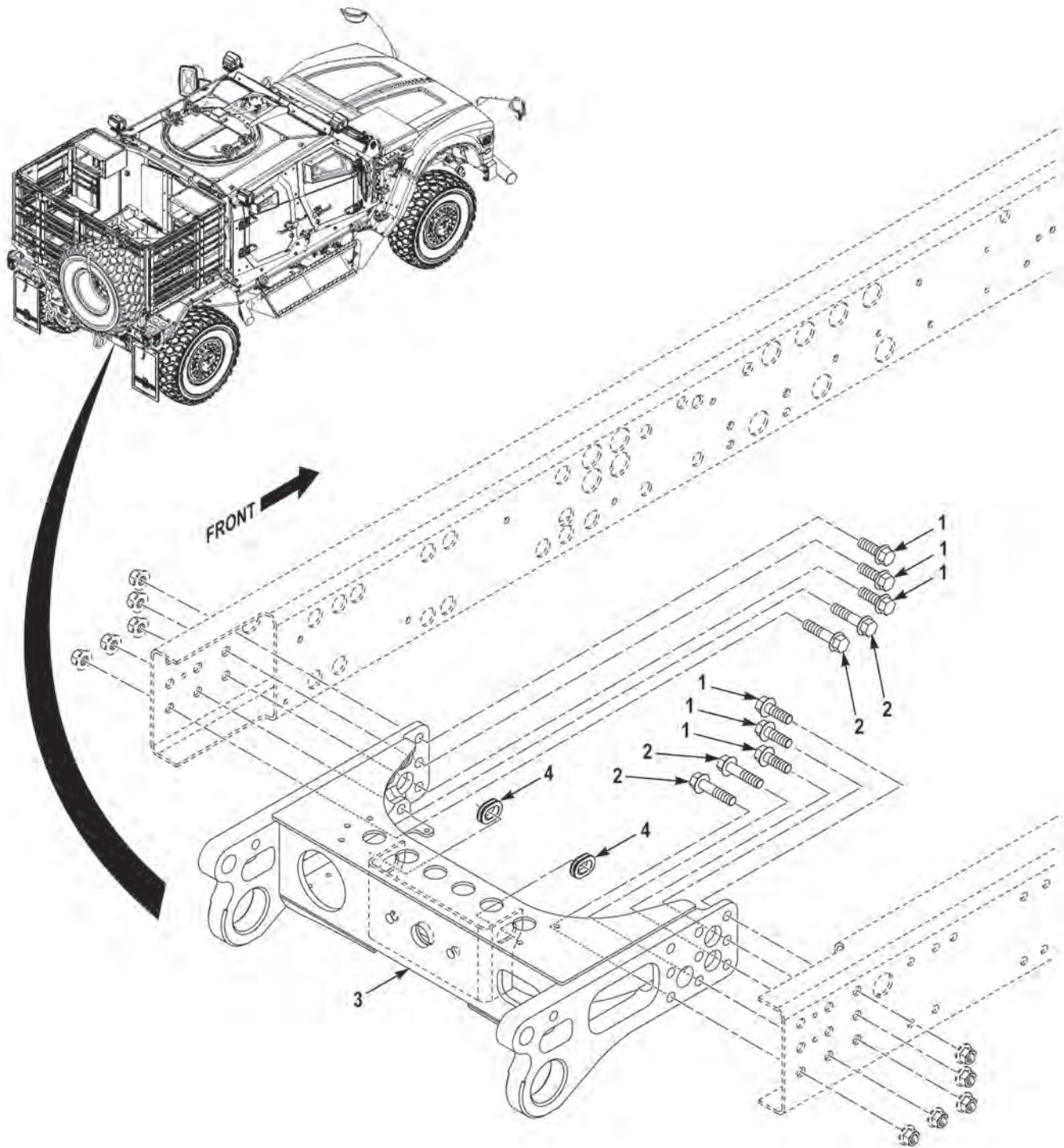


FIGURE 101 - REAR FRAME SECTION (M1245)

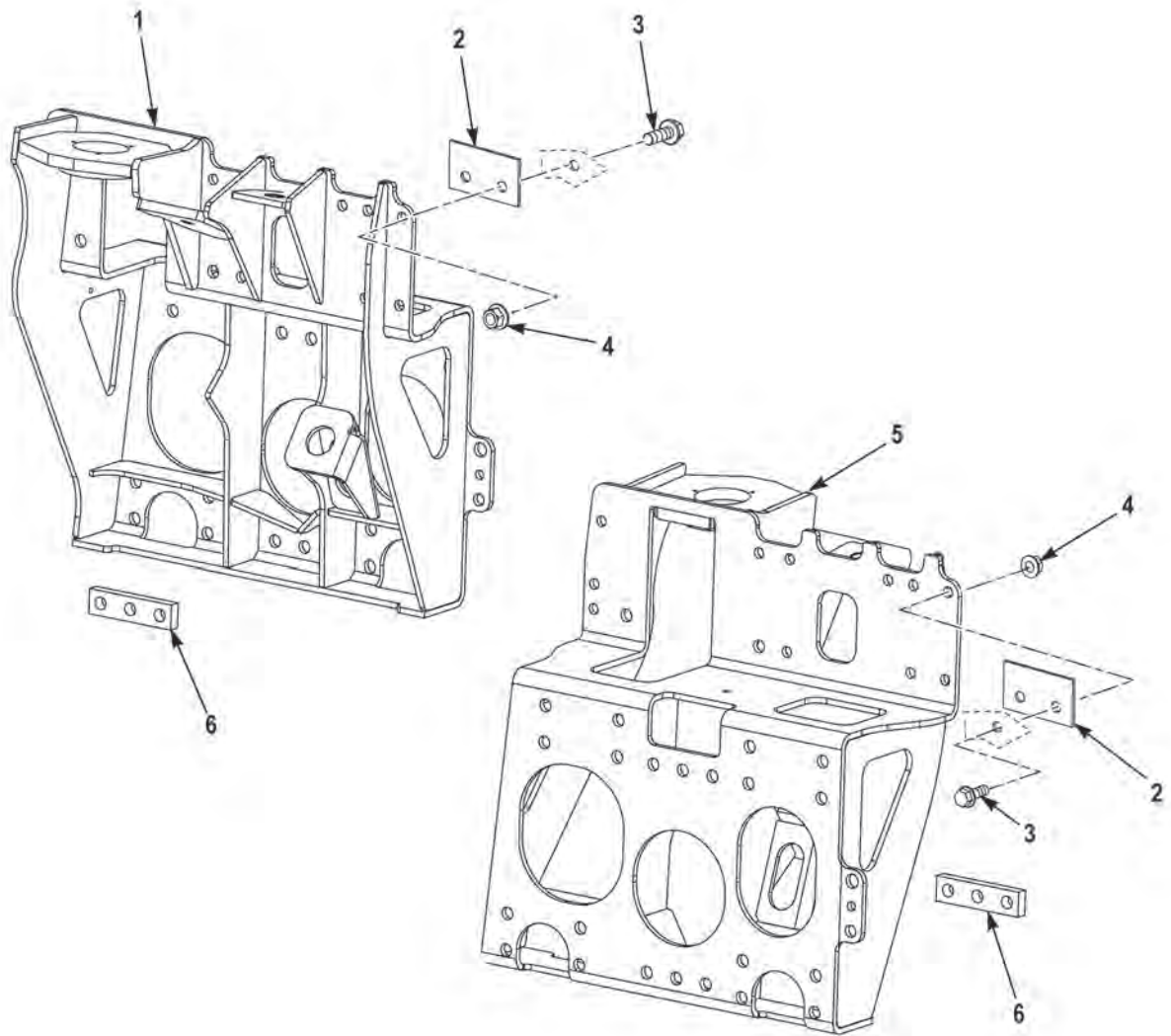
(1) FIG.	(2) ITEM	(3) PART NO.	(4) DESCRIPTION	(5) QTY.	(6) U/M
			GROUP 1501 FRAME ASSEMBLY FIG. 101 REAR FRAME SECTION (M1245)		
101	1	19889	SCREW,CAP,HEX HEAD,.75-10X2.25 G8 PO.....	6	EA
101	2	19893	SCREW,CAP,HEX HEAD,.75-10X3.25 G8 P.....	4	EA
101	3	3898242	XMBR,RR,EXTD,WLDMT.....	1	EA
101	4	Z-485	GROMMET,NONMETALLIC.....	2	EA

END OF FIGURE





**FIELD AND SUSTAINMENT MAINTENANCE  
SIDEPLATE ASSEMBLY (M1240)**



**FIGURE 102 - SIDEPLATE ASSEMBLY (M1240) (SHEET 1 OF 2)**

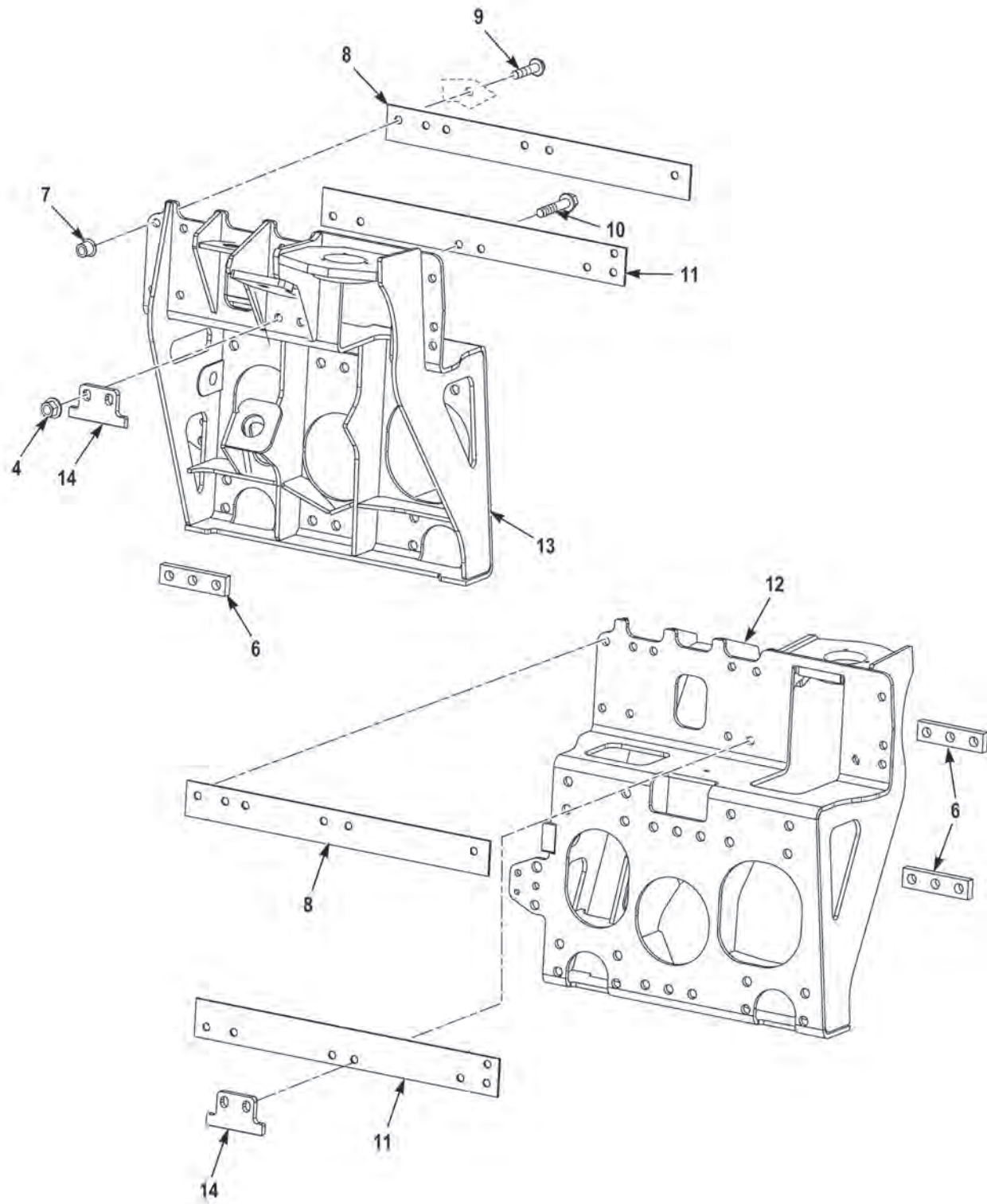


FIGURE 102 - SIDEPLATE ASSEMBLY (M1240) (SHEET 2 OF 2)

(1) FIG.	(2) ITEM	(3) PART NO.	(4) DESCRIPTION	(5) QTY.	(6) U/M
			GROUP 1501 FRAME ASSEMBLY FIG. 102 SIDEPLATE ASSEMBLY (M1240)		
102	1	3819141	SIDEPLATE, CCW, 18K FRONT . . . . .	1	EA
102	2	3824684	SPACER, FRONT, SIDEPLATE .188 . . . . .	1	EA
102	3	111316A	SCREW, CAP, HEXAGON HEAD, 5/8-11 X 1 7/8. . . . .	6	EA
102	4	110311A	NUT, SELF-LOCKING, EXTENDED WASHER, HEXAGON, 5/8-11 . . . . .	10	EA
102	5	3819437	SIDEPLATE, CW, 18K FRONT. . . . .	1	EA
102	6	3820781	BLOCK, SPACER . . . . .	4	EA
102	7	3273253	HUCK, SPIN, FLG HD COLLAR. . . . .	16	EA
102	8	3824683	SPACER PLATE, REAR SIDEPLATE. . . . .	2	EA
102	9	327325212	HUCK SPIN, PIN. . . . .	16	EA
102	10	111317A	SCREW, CAP, HEXAGON HEAD, 5/8-11 X 2 1/4. . . . .	10	EA
102	11	3824688	SPACER PLATE, REAR SIDEPLATE. . . . .	2	EA
102	12	3819572	SIDEPLATE, CW, 15K, FRONT . . . . .	1	EA
102	13	3819571	SIDEPLATE, CCW, 15K, FRONT . . . . .	1	EA
102	14	3820584	PLATE, HARD STOP . . . . .	2	EA
102	NI	111318A	SCREW, FLANGE, HEXAGON HEAD .62-11 X 3.00. . . . .	2	EA
102	NI	126536A	SCREW, FLANGE, HEXAGON HEAD .75-10 X 3.00. . . . .	1	EA
102	NI	3616604	SCREW, FLANGE, HEXAGON HEAD .75-10 X 3.00. . . . .	1	EA
102	NI	1931950	SCREW, CAP, HEXAGON HEAD .88-9 X 3.00 . . . . .	2	EA
102	NI	3641481	NUT, FLANGE, LOCK, .88-9. . . . .	2	EA

END OF FIGURE



---

**FIELD AND SUSTAINMENT MAINTENANCE  
FRONT SIDEPLATES AND MOUNTING HARDWARE (M1240A1)**

---

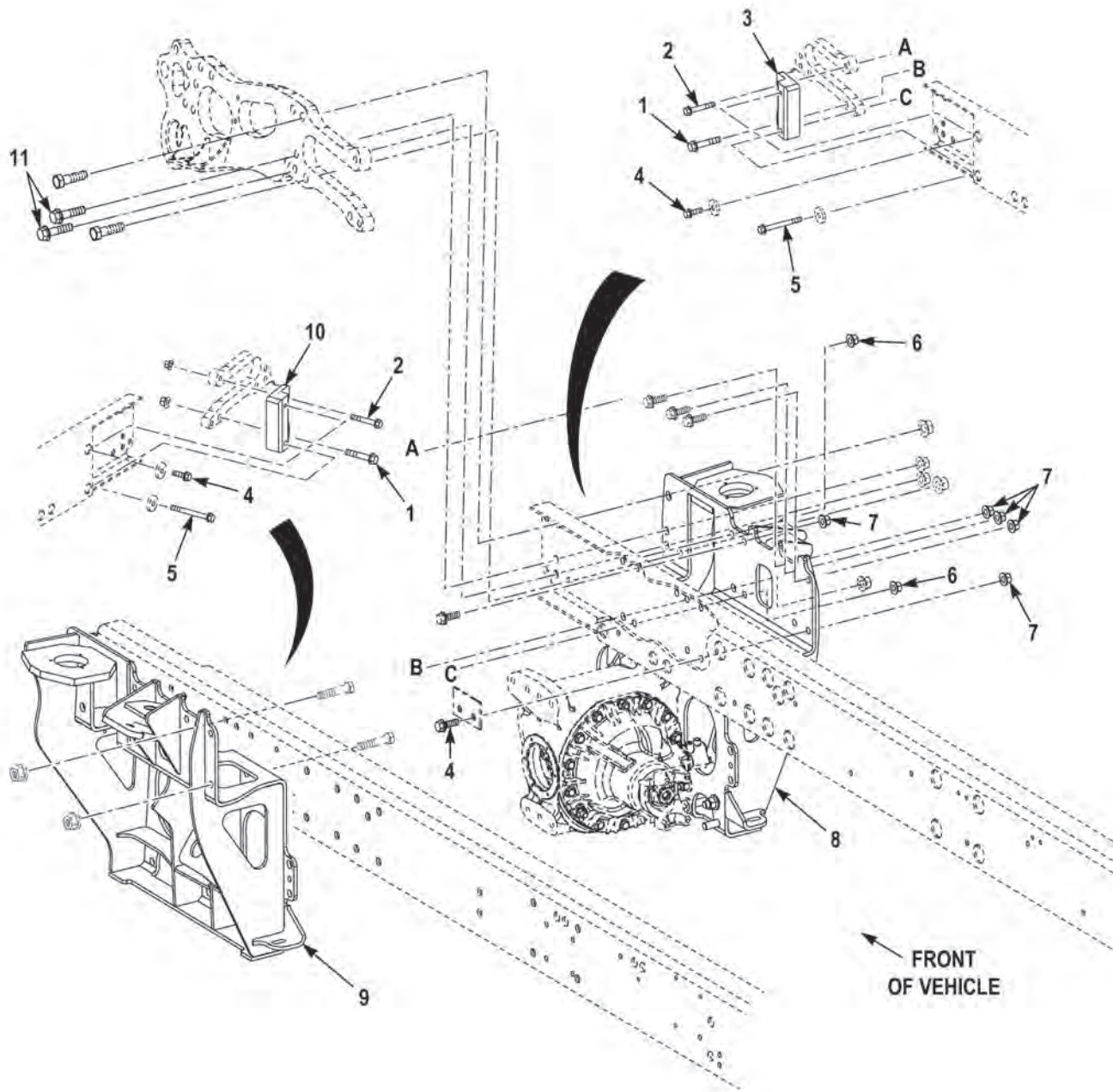


FIGURE 103 - FRONT SIDEPLATES AND MOUNTING HARDWARE (M1240A1)

(1) FIG.	(2) ITEM	(3) PART NO.	(4) DESCRIPTION	(5) QTY.	(6) U/M
			GROUP 1501 FRAME ASSEMBLY FIG. 103 FRONT SIDEPLATES AND MOUNTING HARDWARE (M1240A1)		
103	1	1337430	SCREW,CAP,HEX HEAD,.75-10 X 4.00 G8 PO . . . . .	2	EA
103	2	123341A	BOLT,MACHINE,.62-11 X 4.00 G8 PO . . . . .	2	EA
103	3	3945906	BRACKET,MOUNTING,RH . . . . .	1	EA
103	4	19861	BOLT,MACHINE,.62-11 X 2.00 G8 PO . . . . .	4	EA
103	5	124125A	BOLT,MACHINE,.62-11 X 6.00 G8 PO . . . . .	2	EA
103	6	3616603	NUT,SELF-LOCKING,.62-11 G8 PO . . . . .	4	EA
103	7	S075144	NUT,SELF-LOCKING,.62-11 G8 PO . . . . .	7	EA
103	8	3819437	BRACKET,VEHICULAR,COMPONENTS . . . . .	1	EA
103	9	3819141	BRACKET,VEHICULAR,COMPONENTS . . . . .	1	EA
103	10	3945905	BRACKET,MOUNTING,LH . . . . .	1	EA
103	11	19892	SCREW,CAP,HEX HEAD,.75-10 X 3.00 G8 PO . . . . .	4	EA

END OF FIGURE





---

**FIELD AND SUSTAINMENT MAINTENANCE  
FRONT BUMPER (M1240)**

---

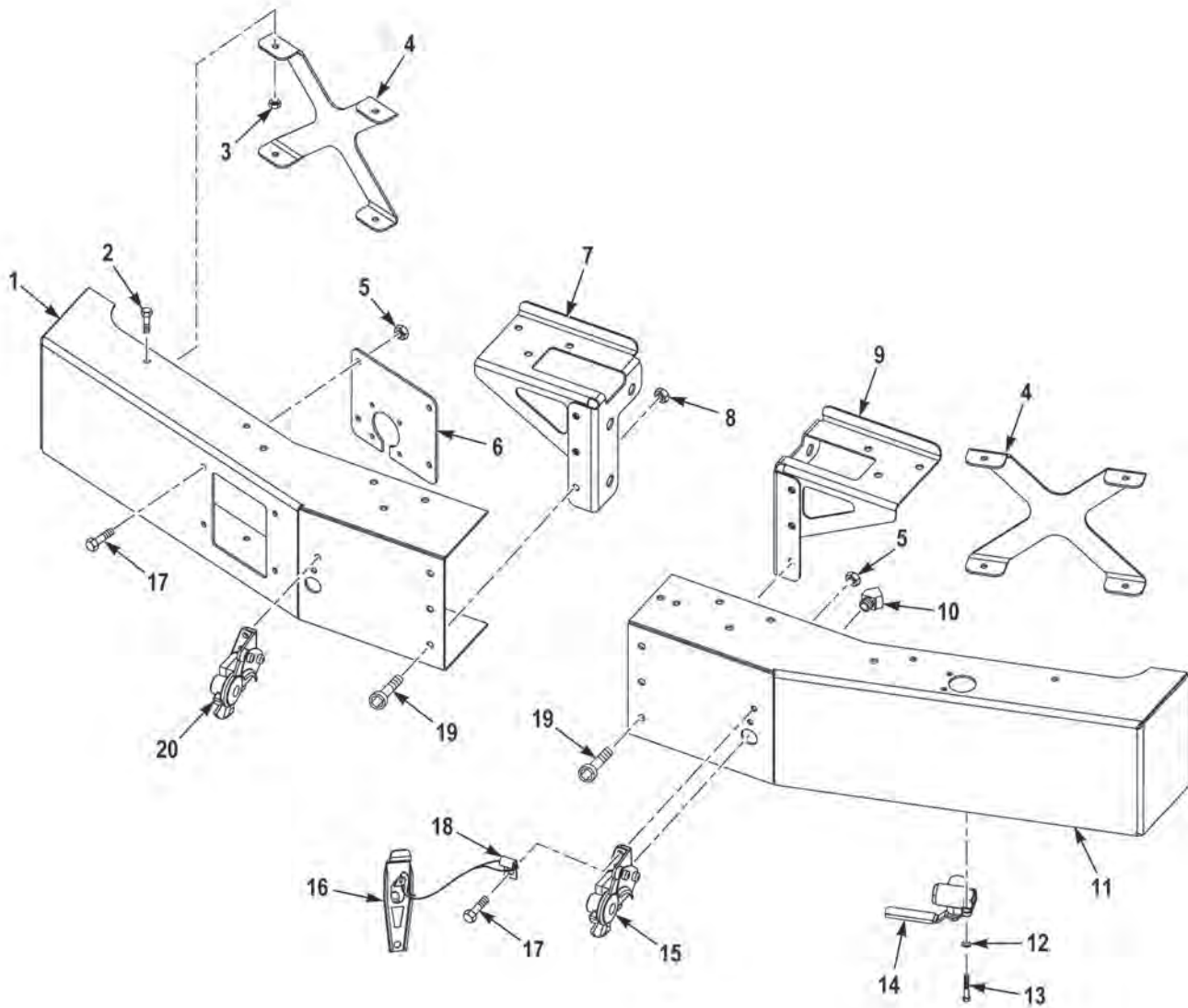


FIGURE 104 - FRONT BUMPER (M1240)

(1) FIG.	(2) ITEM	(3) PART NO.	(4) DESCRIPTION	(5) QTY.	(6) U/M
			GROUP 1501 FRAME ASSEMBLY FIG. 104 FRONT BUMPER (M1240)		
104	1	3841305	BUMPER, FRONT, RH . . . . .	1	EA
104	2	3436663	SCREW, CAP, HEXAGON HEAD, 1/4 - 20 X 3/4 . . . .	8	EA
104	3	1600460	NUT, PLAIN, EXTENDED WASHER, HEXAGON, 1/4 - 20 . . . . .	8	EA
104	4	3825914	STIFFENER, BUMPER. . . . .	2	EA
104	5	1333510	NUT, FLG, LKDT .31 - 18 G5 ZY. . . . .	6	EA
104	6	3830247	PLATE, TRAILER CONNECTOR . . . . .	1	EA
104	7	3840365	BRACKET, FRONT BUMPER, RH . . . . .	1	EA
104	8	1437220	NUT, FLG, LKDT .38 - 16 G5 ZY. . . . .	6	EA
104	9	3838910	BRACKET, FRONT BUMPER, LH . . . . .	1	EA
104	10	2063240	FITTING, 45. . . . .	1	EA
104	11	3841304	BUMPER, FRONT, LH . . . . .	1	EA
104	12	3436665	WASHER, FLAT, 1/4 . . . . .	2	EA
104	13	2CH281	SCREW, MACHINE, #10 - 24 X .38 . . . . .	2	EA
104	14	2050120	VALVE, BALL 3 WAY . . . . .	1	EA
104	15	3005302	GLADHAND, SERVICE . . . . .	1	EA
104	16	768TR	DUMMY COUPLING, AUTOMOTIVE AIR BRAKE HOSE . . . . .	2	EA
104	17	1754210	SCREW, FLG, HEX .31 - 18 X 1.00 G5 ZY. . . . .	8	EA
104	18	2290HX	CLIP . . . . .	2	EA
104	19	3811967	SCREW,BTN,SOC .38 - 16X1.00 G5 ZB . . . . .	6	EA
104	20	3005303	GLADHAND, EMERGENCY. . . . .	1	EA

END OF FIGURE



---

**FIELD AND SUSTAINMENT MAINTENANCE  
FRONT BUMPER (M1240A1)**

---

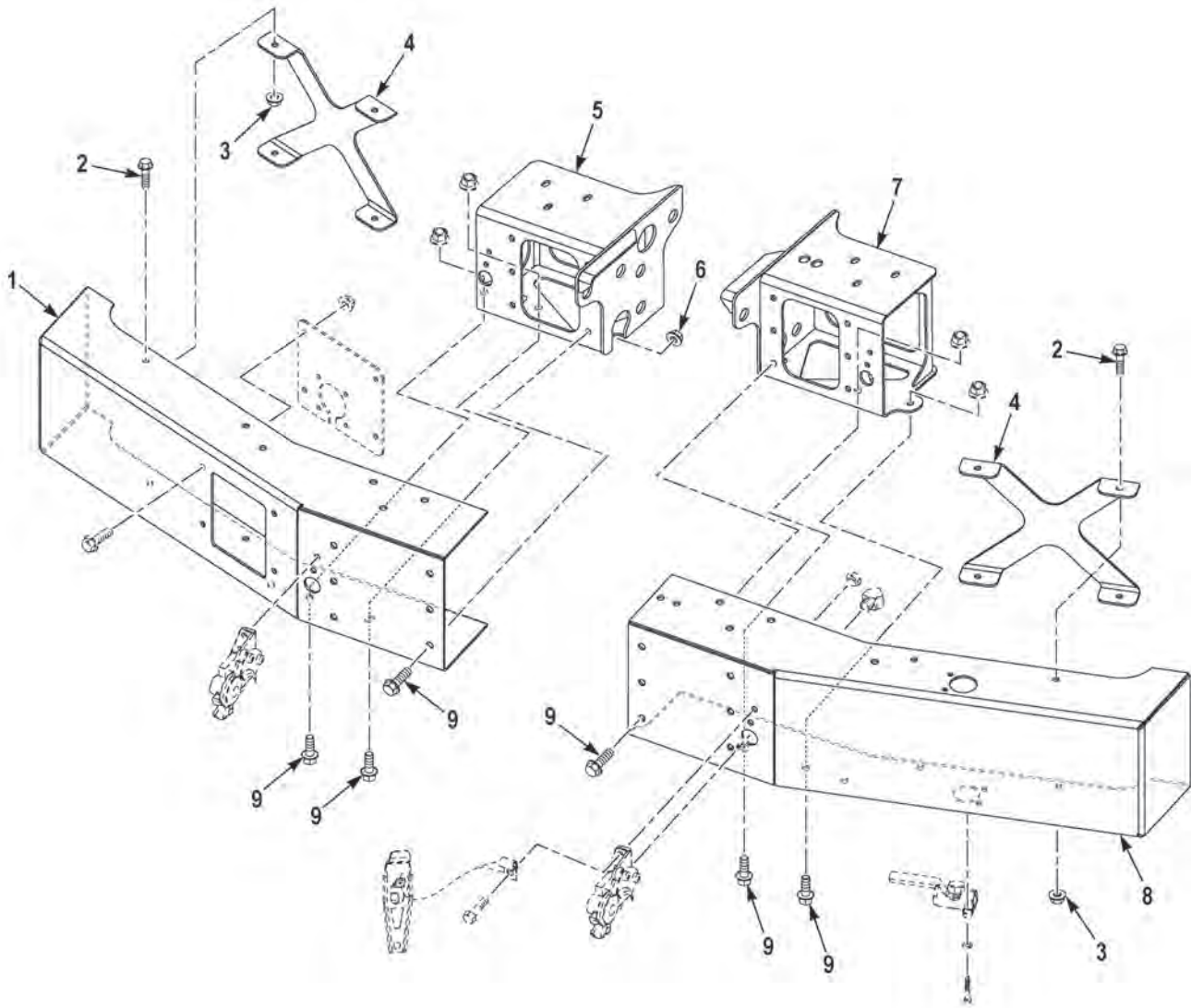


FIGURE 105 - FRONT BUMPER (M1240A1)

(1) FIG.	(2) ITEM	(3) PART NO.	(4) DESCRIPTION	(5) QTY.	(6) U/M
			GROUP 1501 FRAME ASSEMBLY FIG. 105 FRONT BUMPER (M1240A1)		
105	1	3890108	BUMPER,VEHICULAR,RH.....	1	EA
105	2	110961	SCREW,CAP,HEX HEAD,.25-20 X .75 G5 ZY .....	8	EA
105	3	0192408	NUT,SELF-LOCKING,.25-20 G5 ZY .....	8	EA
105	4	3825914	BRACKET,VEHICULAR,COMPONENTS .....	2	EA
105	5	3856741	BRACKET,VEHICULAR,.....	1	EA
105	6	10823-00318	NUT,SELF-LOCKING,.38-16 G5 ZY .....	16	EA
105	7	3856742	BRACKET,VEHICULAR,BUMPER .....	1	EA
105	8	3890109	BUMPER,VEHICULAR,LH .....	1	EA
105	9	0155849	BOLT,MACHINE, .38-16 X 1.00 G5 ZY .....	16	EA

END OF FIGURE





---

**FIELD AND SUSTAINMENT MAINTENANCE  
FRONT BUMPER (M1245)**

---

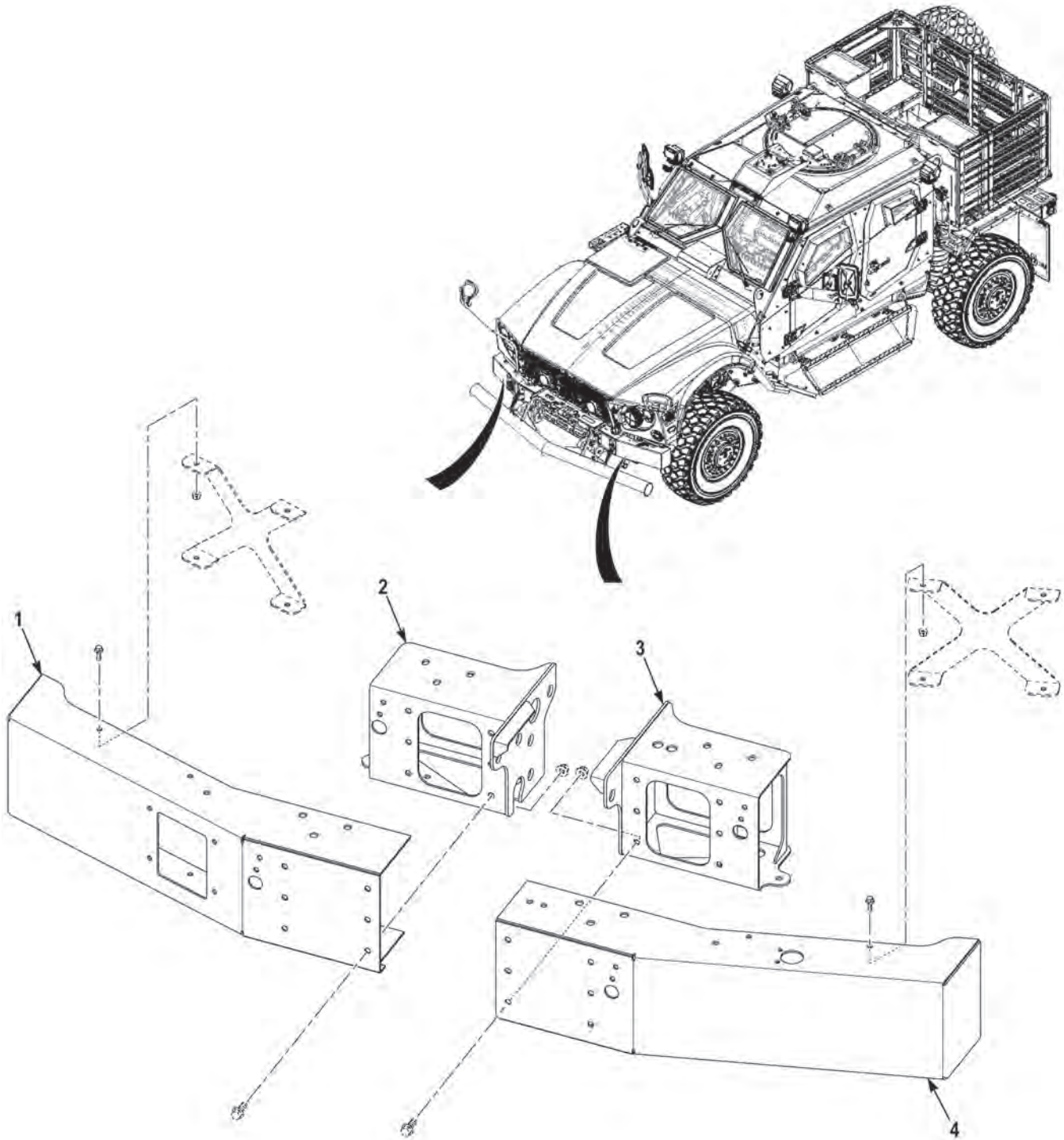


FIGURE 106 - FRONT BUMPER (M1245)

(1) FIG.	(2) ITEM	(3) PART NO.	(4) DESCRIPTION	(5) QTY.	(6) U/M
			GROUP 1501 FRAME ASSEMBLY FIG. 106 FRONT BUMPER (M1245)		
106	1	3915691	BUMPER SKIN,FRONT,RH .....	1	EA
106	2	3915689	BRKT,BUMPER SUPPORT,RH .....	1	EA
106	3	3915692	BRKT,BUMPER SUPPORT,LH.....	1	EA
106	4	3915694	BUMPER SKIN,FRONT,LH.....	1	EA

END OF FIGURE



---

**FIELD AND SUSTAINMENT MAINTENANCE  
PUSH BUMPER**

---

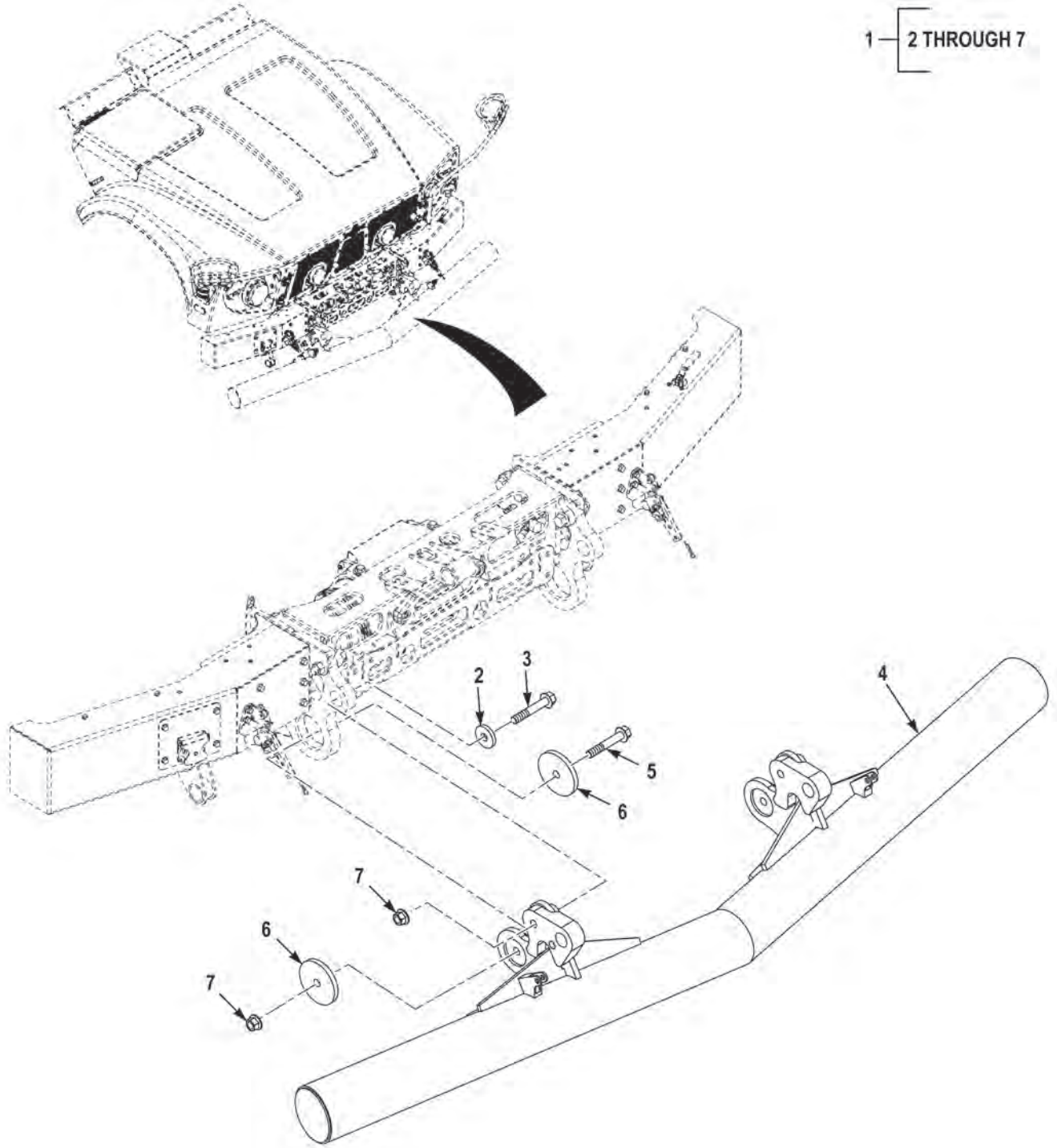


FIGURE 107 - PUSH BUMPER

(1) FIG.	(2) ITEM	(3) PART NO.	(4) DESCRIPTION	(5) QTY.	(6) U/M
			GROUP 1501 FRAME ASSEMBLY FIG. 107 PUSH BUMPER		
107	1	3865776	BUMPER,VEHICULAR,KIT.....	1	KT
107	2	3868941	WASHER,FLAT,.75X2.38X.38 U.....	2	EA
107	3	3719859	SCREW,CAP,HEX HEAD,.75-10X4.50.....	2	EA
107	4	3902665	BUMPER,VEHICULAR,PUSH.....	1	EA
107	5	3743338	SCREW,CAP,HEX HEAD,.75-10X4.00.....	2	EA
107	6	3868942	WASHER,FLAT,.75X4.75X.50 U.....	4	EA
107	7	3362650	NUT,SELF-LOCKING,.75-10 G8 D.....	4	EA

END OF FIGURE





---

**FIELD AND SUSTAINMENT MAINTENANCE  
PINTLE ASSEMBLY**

---

1 — 2 THROUGH 17

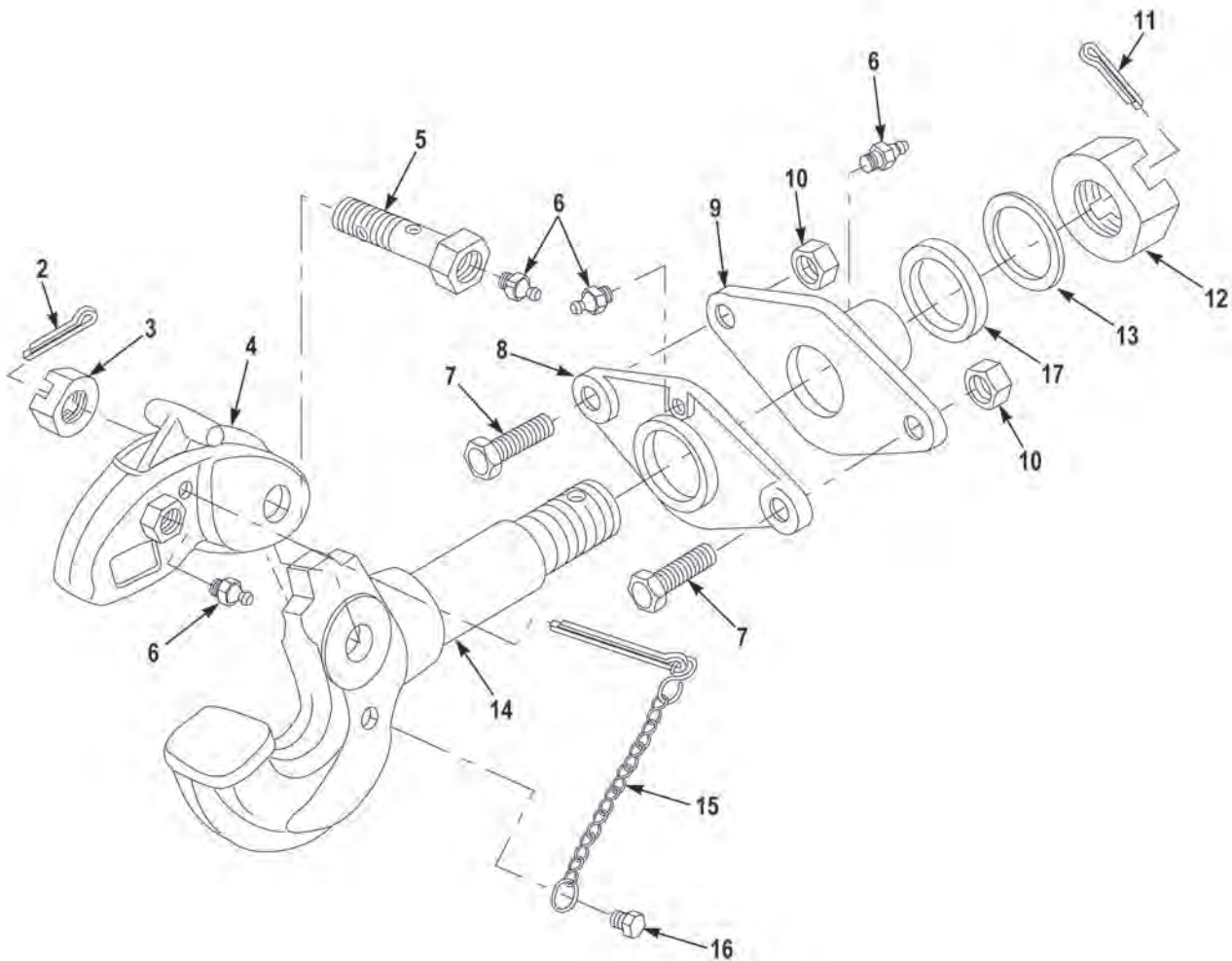


FIGURE 108 - PINTLE ASSEMBLY

(1) FIG.	(2) ITEM	(3) PART NO.	(4) DESCRIPTION	(5) QTY.	(6) U/M
			GROUP 1503 PINTLES AND TOWING ATTACHMENTS FIG. 108 PINTLE ASSEMBLY		
108	1	7722050-1	PINTLE ASSEMBLY, TOW . . . . .	1	EA
108	2	XB-119-1	.PIN, COTTER . . . . .	1	EA
108	3	503520	.NUT, SLOTTED . . . . .	1	EA
108	4	12300804-2	.LOCK ASSEMBLY . . . . .	1	EA
108	5	4MB635	.BOLT, FLUID PASSAGE . . . . .	1	EA
108	6	MS15001-1	.FITTING, LUBRICATION . . . . .	4	EA
108	7	MS90727-191	.SCREW, CAP, HEXAGON HEAD . . . . .	2	EA
108	8	7722048	.BRACKET, MOUNTING . . . . .	1	EA
108	9	7722049	.BRACKET, MOUNTING . . . . .	1	EA
108	10	M45913/3-12FG8C	.NUT, SELF-LOCKING . . . . .	2	EA
108	11	MS24665-629	.PIN, COTTER . . . . .	1	EA
108	12	XB-771-1	.NUT, PLAIN, SLOTTED . . . . .	1	EA
108	13	7760105	.WASHER, FLAT . . . . .	1	EA
108	14	7760104	.HOOK, PINTLE . . . . .	1	EA
108	15	XA-199	.CHAIN ASSEMBLY, SLING . . . . .	1	EA
108	16	XB-128	.SCREW, DRIVE . . . . .	1	EA
108	17	65593AX	.SPACER, RING . . . . .	1	EA

END OF FIGURE



---

**FIELD AND SUSTAINMENT MAINTENANCE  
TOWBAR STOWAGE (M1245)**

---

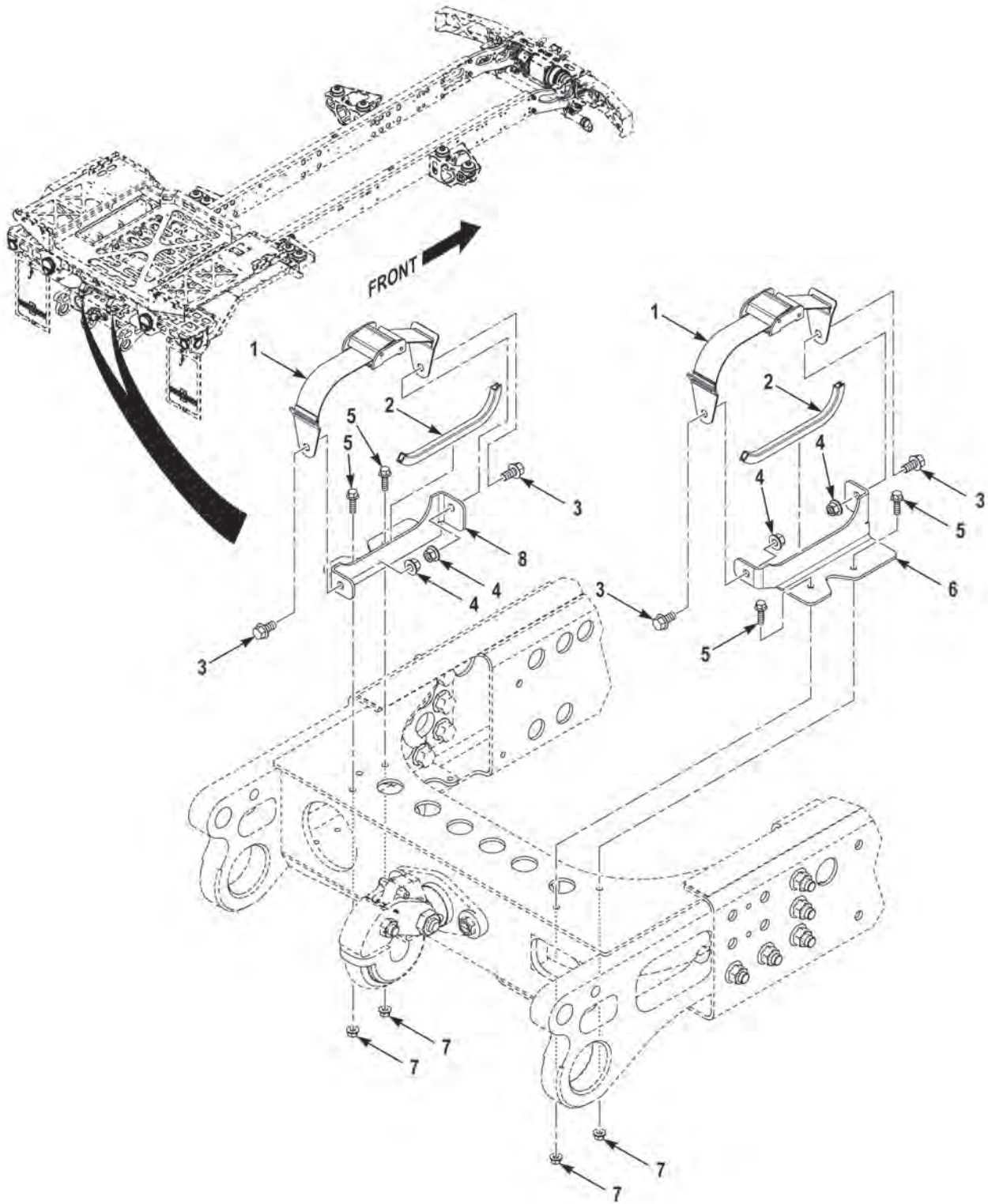


FIGURE 109 - TOWBAR STOWAGE (M1245)

(1) FIG.	(2) ITEM	(3) PART NO.	(4) DESCRIPTION	(5) QTY.	(6) U/M
			GROUP 1503 PINTLES AND TOWING ATTACHMENTS FIG. 109 TOWBAR STOWAGE (M1245)		
109	1	3908606	STRAP,TIE DOWN . . . . .	2	EA
109	2	1467160-12	QUICKEDGE MOLDING,MAKE FROM MOLDING P/N 75000343 (82654), 12 IN LG . . . . .	2	EA
109	3	3829745	SCREW,CAP,HEX HEAD,.50-13 X 1.00 G8 DA . . . . .	4	EA
109	4	3266310	NUT,SELF-LOCKING,.50-13 G8 DA . . . . .	4	EA
109	5	3266318	SCREW,CAP,HEX HEAD,.38-16 X 1.25 G8 DA . . . . .	4	EA
109	6	3902421	BRACKET,VEHICULAR . . . . .	1	EA
109	7	3266309	NUT,SELF-LOCKING,.38-16 G8 DA . . . . .	4	EA
109	8	3902420	BRACKET,VEHICULAR . . . . .	1	EA

END OF FIGURE





---

**FIELD AND SUSTAINMENT MAINTENANCE  
SPARE TIRE MOUNT (M1240)**

---

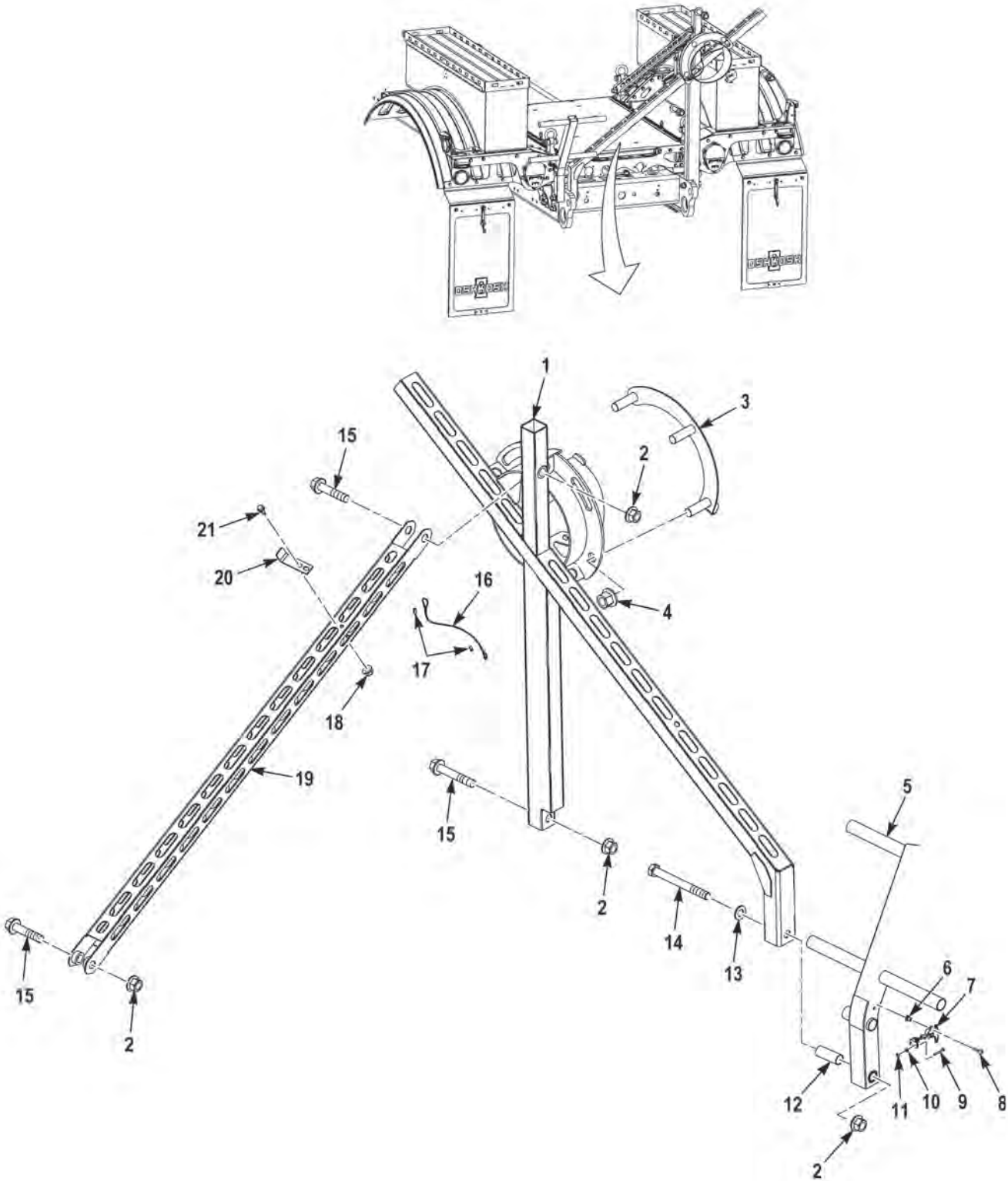


FIGURE 110 - SPARE TIRE MOUNT (M1240)

(1) FIG.	(2) ITEM	(3) PART NO.	(4) DESCRIPTION	(5) QTY.	(6) U/M
			GROUP 1504 SPARE WHEEL CARRIER AND TIRE LOCK		
			FIG. 110 SPARE TIRE MOUNT (M1240)		
110	1	3838533	SUPPORT, SPARE TIRE, WLDMT . . . . .	1	EA
110	2	110312A	NUT, FLG, LKSP .75 - 10 G8 PO . . . . .	1	EA
110	3	3837427	ATTACH PLATE, WELDMENT . . . . .	1	EA
110	4	2DR229	NUT, WHEEL FLANGE . . . . .	3	EA
110	5	3841138	STEP, CARGO DECK, WELDMENT . . . . .	1	EA
110	6	3413692	INSERT, THD #6 - 32 . . . . .	2	EA
110	7	3845277	LATCH, FLEXIBLE DRAW . . . . .	1	EA
110	8	1487HX	SCREW, PAN, XR #6 - 32 X .75 NS ZC . . . . .	2	EA
110	9	66989AX	SCREW, PAN, XR #6 - 32 X 1.25 NS ZC . . . . .	2	EA
110	10	2CH217	WASH, FLT .16 X .37 X .05 ZC . . . . .	2	EA
110	11	1571870	NUT, HEX, LKWSH #6 - 32 G2 ZC . . . . .	2	EA
110	12	3839188	SPACER, 0.83 X 1.12 X 2.125 . . . . .	1	EA
110	13	3414914	WASH, FLT .75 ID X 1.43 OD X .134 ZG . . . . .	1	EA
110	14	124554A	SCREW, CAP, HEX .75 - 10 X 7.00 G8 PO . . . . .	1	EA
110	15	1317120	SCREW, FLG, HEX .75 - 10 X 3.50 G8 PO . . . . .	2	EA
110	16	1533100	ROPE, WIRE . . . . .	16	IN
110	17	1533110	SLEEVE, SWAGING . . . . .	2	EA
110	18	1333510	NUT, FLG, LKDT .31 - 18 G5 ZY . . . . .	2	EA
110	19	3838551	BRACKET, SUPPORT, SPARE TIRE CARRIER . . . . .	1	EA
110	20	3839239	BRACKET, CROW BAR MOUNT UPPER . . . . .	1	EA
110	21	1955110	SCREW, FLG, HEX .31 - 18 X .75 G5 ZY . . . . .	2	EA

END OF FIGURE



---

**FIELD AND SUSTAINMENT MAINTENANCE  
SPARE TIRE MOUNT (M1240A1)**

---

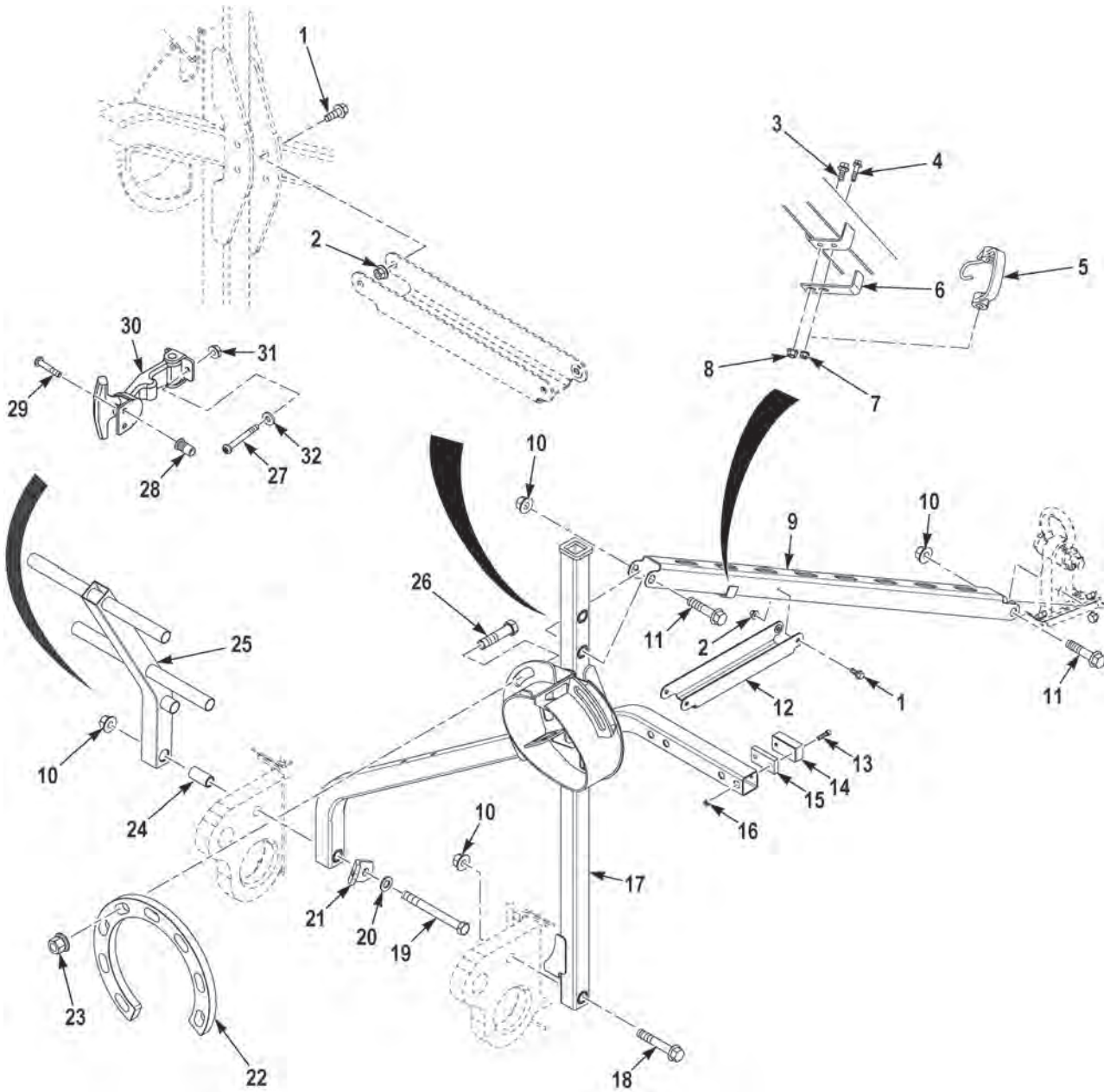


FIGURE 111 - SPARE TIRE MOUNT (M1240A1)

(1) FIG.	(2) ITEM	(3) PART NO.	(4) DESCRIPTION	(5) QTY.	(6) U/M
			GROUP 1504 SPARE WHEEL CARRIER AND TIRE LOCK		
			FIG. 111 SPARE TIRE MOUNT (M1240A1)		
111	1	10823-01171	SCREW,CAP,HEX HEAD,.38-16X1.00 G8 DA . . . . .	4	EA
111	2	10823-00817	NUT,SELF-LOCKING,ASSEMBLED WASHER, 3/8 -16. . . . .	4	EA
111	3	155842	SCREW,CAP,HEX HEAD,.31-18X.75 G5 ZY . . . . .	1	EA
111	4	3266313	SCREW,CAP,HEX HEAD,.25-20 X 1.25 G8 DA . . . . .	1	EA
111	5	M67099	STRAP,ELASTIC, . . . . .	1	EA
111	6	3839239	BRACKET,VEHICULAR COMPONENTS . . . . .	1	EA
111	7	3266307	NUT,SELF-LOCKING,.25-20 G8 DA . . . . .	1	EA
111	8	1333510	NUT,SELF-LOCKING,.31-18 G5 ZY . . . . .	1	EA
111	9	3924016	SUPPORT,BRACE,SPARE, . . . . .	1	EA
111	10	S075460	NUT,SELF-LOCKING,.75-10 G8 PO. . . . .	4	EA
111	11	19894	SCREW,CAP,HEX HEAD,.75-10 X 3.50 G8 PO. . . . .	2	EA
111	12	3924099	SUPPORT,WHEEL MOUNT,. . . . .	1	EA
111	13	92196A585	SCREW,CAP,SOC HEAD,.31-18 X 1.25 IS DA . . . . .	4	EA
111	14	9306K69	BUMPER, . . . . .	2	EA
111	15	3950566	SPACER,1.50 RCTX3.00 RCTX.50 AL. . . . .	2	EA
111	16	3565378	NUT,SELF-LOCKING,.31 . . . . .	4	EA
111	17	3981470	SUPPORT,SPARE TIRE, . . . . .	1	EA
111	18	142822	SCREW,CAP,HEX HEAD,3/4-10 X 4 1/2 . . . . .	1	EA
111	19	111366A	SCREW,CAP,HEX HEAD,.75-10X7.50 G8 PO. . . . .	1	EA
111	20	3414914	WASHER,FLAT,3/4 . . . . .	1	EA
111	21	3982222	BRKT,STRAP, . . . . .	1	EA
111	22	3964936	SPACER,. . . . .	1	EA
111	23	2DR229	NUT,PLAIN,EXTENDED WASHER,HEXAGON, M22-1.5. . . . .	3	EA
111	24	3839188	SPACER,. . . . .	1	EA
111	25	3841138	STEP,CARGO DECK, . . . . .	1	EA
111	26	3982234	SCREW,CAP,HEX HEAD,M22-1.5X95 C8.8 MB . . . . .	3	EA
111	27	MS35206-236	SCREW,MACHINE,#6-32 X 1 1/2. . . . .	2	EA
111	28	ALS4-632-80	INSERT,SCREW THREAD,6-32. . . . .	2	EA
111	29	MS35206-232	SCREW,MACHINE,#6-32 X 3/4 . . . . .	2	EA
111	30	37-10-071-10	CATCH,CLAMPING, . . . . .	1	EA
111	31	37405	NUT,PLAIN,ASSEMBLED WASHER,6-32 . . . . .	2	EA
111	32	33070	WASHER,FLAT,#6 . . . . .	2	EA

END OF FIGURE





---

**FIELD AND SUSTAINMENT MAINTENANCE  
SPARE TIRE MOUNT (M1245)**

---

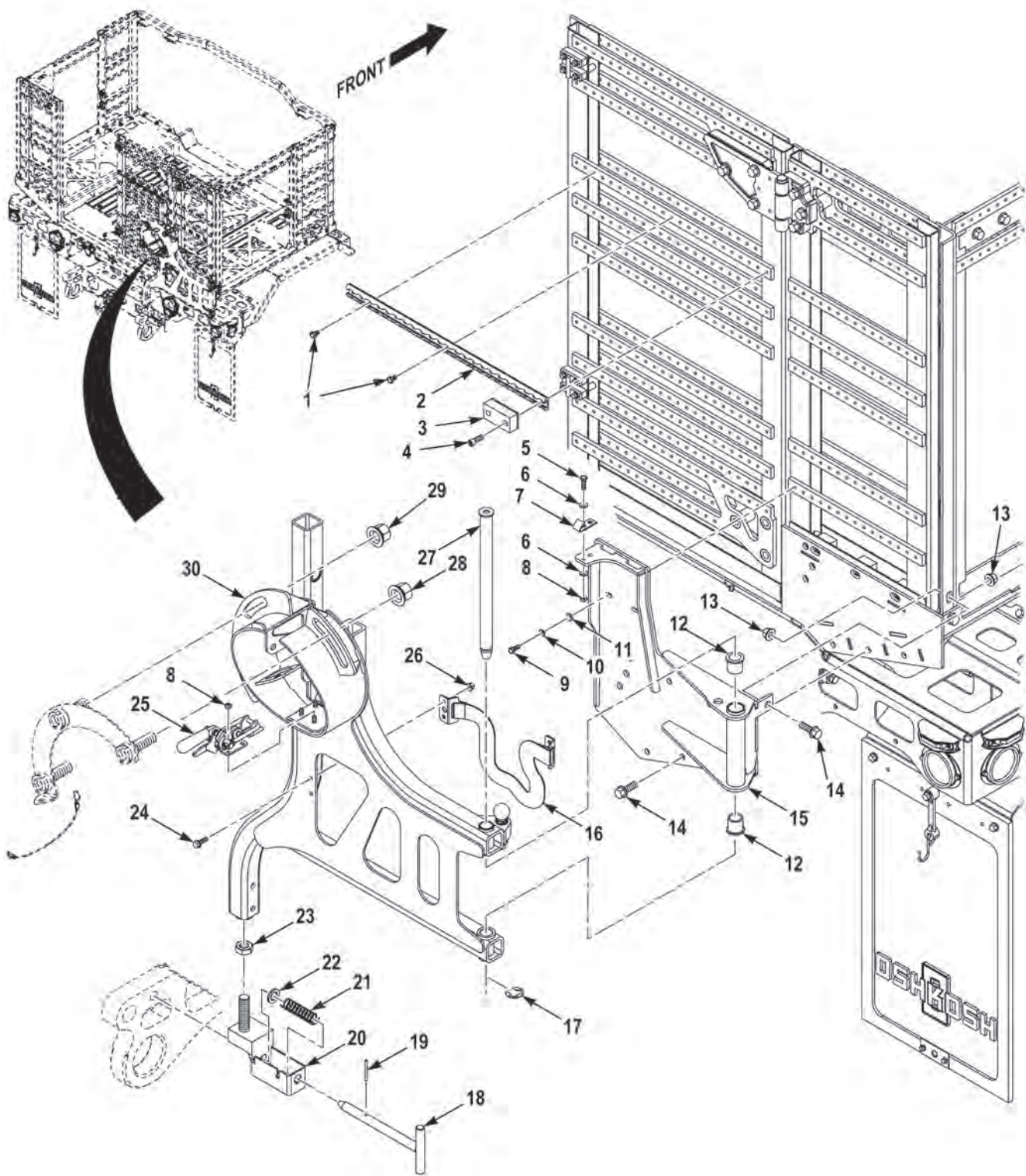


FIGURE 112 - SPARE TIRE MOUNT (M1245)

(1) FIG.	(2) ITEM	(3) PART NO.	(4) DESCRIPTION	(5) QTY.	(6) U/M
			GROUP 1504 SPARE WHEEL CARRIER AND TIRE LOCK		
			FIG. 112 SPARE TIRE MOUNT (M1245)		
112	1	B1821BH031C050N	BOLT,MACHINE.31-18 X .50 G8 ZY.....	2	EA
112	2	3898006	TRACK,TIE DOWN.....	1	EA
112	3	9306K69	BUMPER.....	1	EA
112	4	3912995	SCREW,CAP,SOC HEAD,.31-18 X .88 G8 DA.....	2	EA
112	5	3278917	SCREW,CAP,SOC HEAD,.31-18 X 1.25 G8 PO.....	2	EA
112	6	3273186	WASHER,FLAT,.34 X .69 X .07 G5 DA.....	6	EA
112	7	3903610	BRACKET,ANGLE.....	1	EA
112	8	3934332	BRACKET,LATCH SUPPORT.....	1	EA
112	9	92196A585	WASHER,FLAT .31 X .69 X .07 DA.....	2	EA
112	10	3384715	NUT,SELF-LOCKING,.31-18 G8 DA.....	6	EA
112	11	3274543	SCREW,CAP,HEX HEAD,.31-18 X 1.25 G8 DA.....	1	EA
112	12	3384716	SCREW,CAP,HEX HEAD,.31-18 X .75 G8 DA.....	4	EA
112	13	3273029	WASHER,LOCK,.31 X .59 X .08 DA.....	4	EA
112	14	FF-1214-3	BUSHING,SLEEVE.....	2	EA
112	15	3266310	NUT,SELF-LOCKING,.50-13 G8 G8 DA.....	4	EA
112	16	3442484	SCREW,CAP,HEX HEAD,.50-13 X 1.50 G8 DA.....	4	EA
112	17	3906790	BRACKET,VEHICULAR.....	1	EA
112	18	3909810	STRAP,TIRE CARRIER.....	1	EA
112	19	98408A156	RING,RETAINING.....	1	EA
112	20	3911728	PIN,RETAINING.....	1	EA
112	21	0165928	PIN,SPRING.....	1	EA
112	22	3909772	BRACKET,VEHICULAR.....	1	EA
112	23	LC 080KM 13S	SPRING,HELICAL.....	1	EA
112	24	3138632	WASHER,FLAT,.75 1.27 X .134 ZY.....	1	EA
112	25	3910974	NUT,PLAIN,HEXAGON,.88-14 G8 DA.....	1	EA
112	26	3266316	SCREW,CAP,HEX HEAD,.31-18 X 1.00 G8 DA.....	2	EA
112	27	TC-341-RSS	CLAMP,LOCKING.....	1	EA
112	28	3266308	NUT,SELF-LOCKING,.31-18 G8 DA.....	2	EA
112	29	2DR229	NUT,PLAIN,EXTENDED WASHER,HEXAGON, M22-1.5.....	2	EA
112	30	3897996	BAR,ROUND.....	1	EA
112	31	3932045	NUT,PLAIN,HEXAGON,M22-1.5 C10.9 PO.....	1	EA
112	32	3719877	WASHER,FLAT,.88 X 1.75 X .13 DA HDN.....	1	EA
112	33	3906794	SUPPORT,SPARE TIRE.....	1	EA

END OF FIGURE



---

**FIELD AND SUSTAINMENT MAINTENANCE  
SHOCKS (M1240)**

---

1 — 2 THROUGH 7

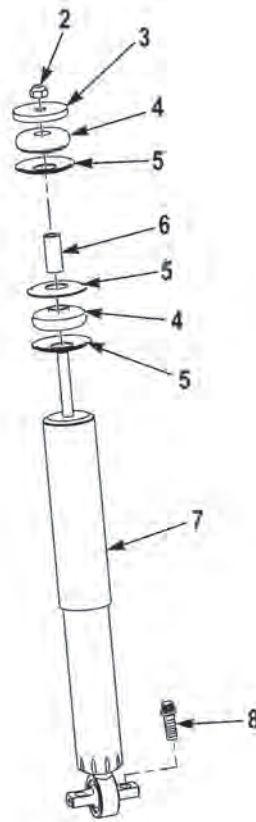


FIGURE 113 - SHOCKS (M1240)

(1) FIG.	(2) ITEM	(3) PART NO.	(4) DESCRIPTION	(5) QTY.	(6) U/M
			GROUP 1604 SHOCK ABSORBER EQUIPMENT FIG. 113 SHOCKS (M1240)		
113	1	3838288	SHOCK ABSORBER .....	4	EA
113	2	2HA422	. NUT, SELF-LOCKING, CASTELLATED, HEXAGON	1	EA
113	3	2HA421	. WASHER, UPPER SHOCK FLAT .....	1	EA
113	4	2HA426	. PAD, UPPER SHOCK .....	2	EA
113	5	2HA424	. WASHER, UPPER SHOCK DISH .....	3	EA
113	6	8KP459	. SLEEVE, UPPER SHOCK .....	1	EA
113	7	3838288-020	. SHOCK ABSORBER, NO HARDWARE .....	1	EA
113	8	68099AX	SCREW, CAP, 12P .62-11 X 1.75 G8 BO .....	8	EA

END OF FIGURE





---

**FIELD AND SUSTAINMENT MAINTENANCE  
FRONT SHOCK ASSEMBLY (M1240A1)**

---

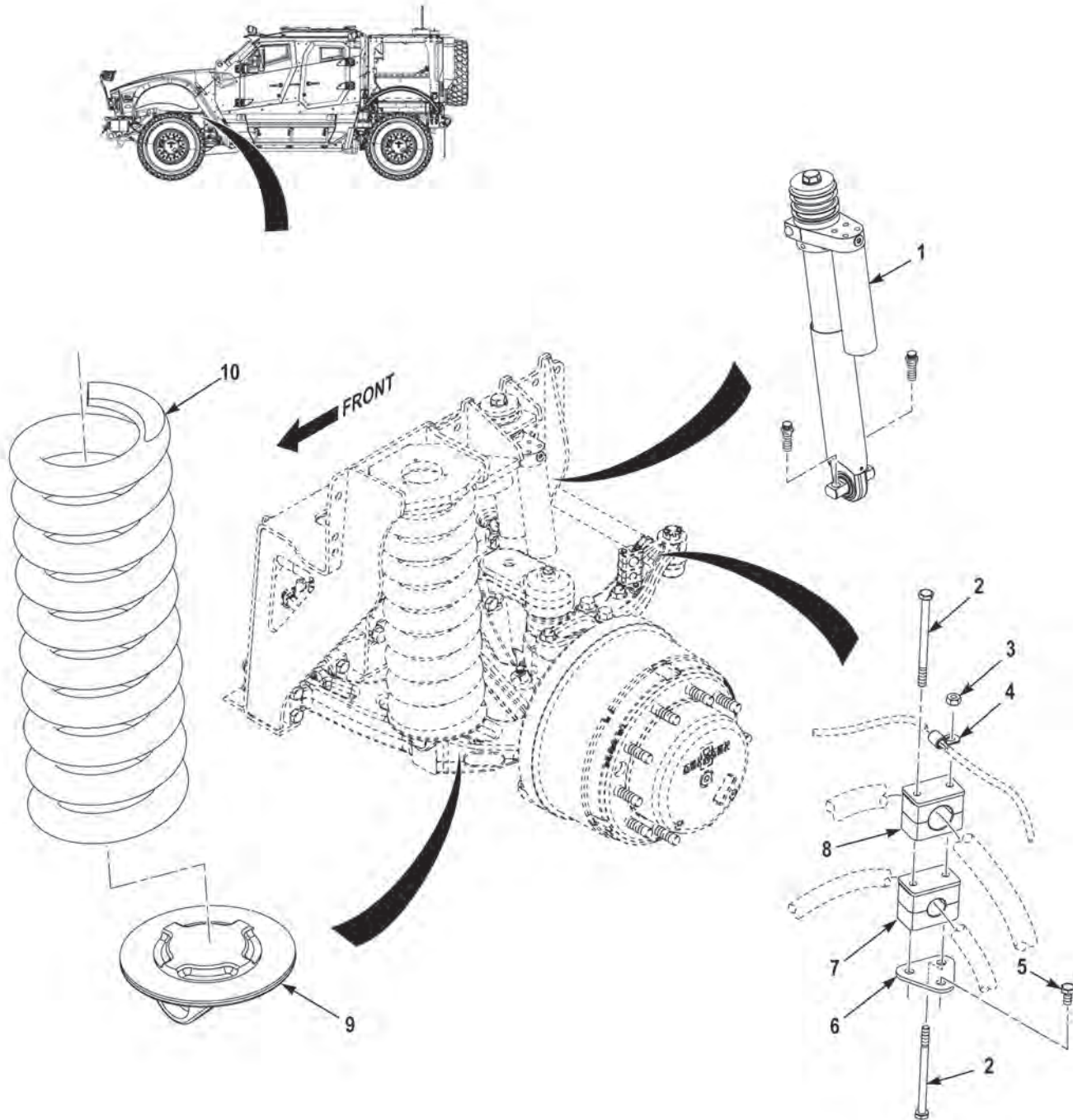


FIGURE 114 - FRONT SHOCK ASSEMBLY (M1240A1)

(1) FIG.	(2) ITEM	(3) PART NO.	(4) DESCRIPTION	(5) QTY.	(6) U/M
			GROUP 1604 SHOCK ABSORBER EQUIPMENT FIG. 114 FRONT SHOCK ASSEMBLY (M1240A1)		
114	1	MSI22011008	SHOCK ABS,DIR ACT,DIRECT ACTION,FR	2	EA
114	2	95018	SCREW,CAP,HEX HEAD,	4	EA
114	3	95860	NUT,PLAIN,HEXAGON,.25-20 G5 ZY	4	EA
114	4	33855AX	CLAMP,LOOP	2	EA
114	5	1841HX1	SCREW,CAP,HEX HEAD,.25-20 X .50 G5 ZY	2	EA
114	6	3956813	PLATE,MOUNTING,	2	EA
114	7	3278849	CLAMP,HOSE, .66	2	EA
114	8	3278850	CLAMP,HOSE, .91	2	EA
114	9	3226772	SEAT,SPRING,COMPRESSION SPRING	2	EA
114	10	147657	SPRING,HELICAL,COMPRESSION	2	EA

**END OF FIGURE**



---

**FIELD AND SUSTAINMENT MAINTENANCE  
REAR SHOCK ASSEMBLY (M1240A1)**

---

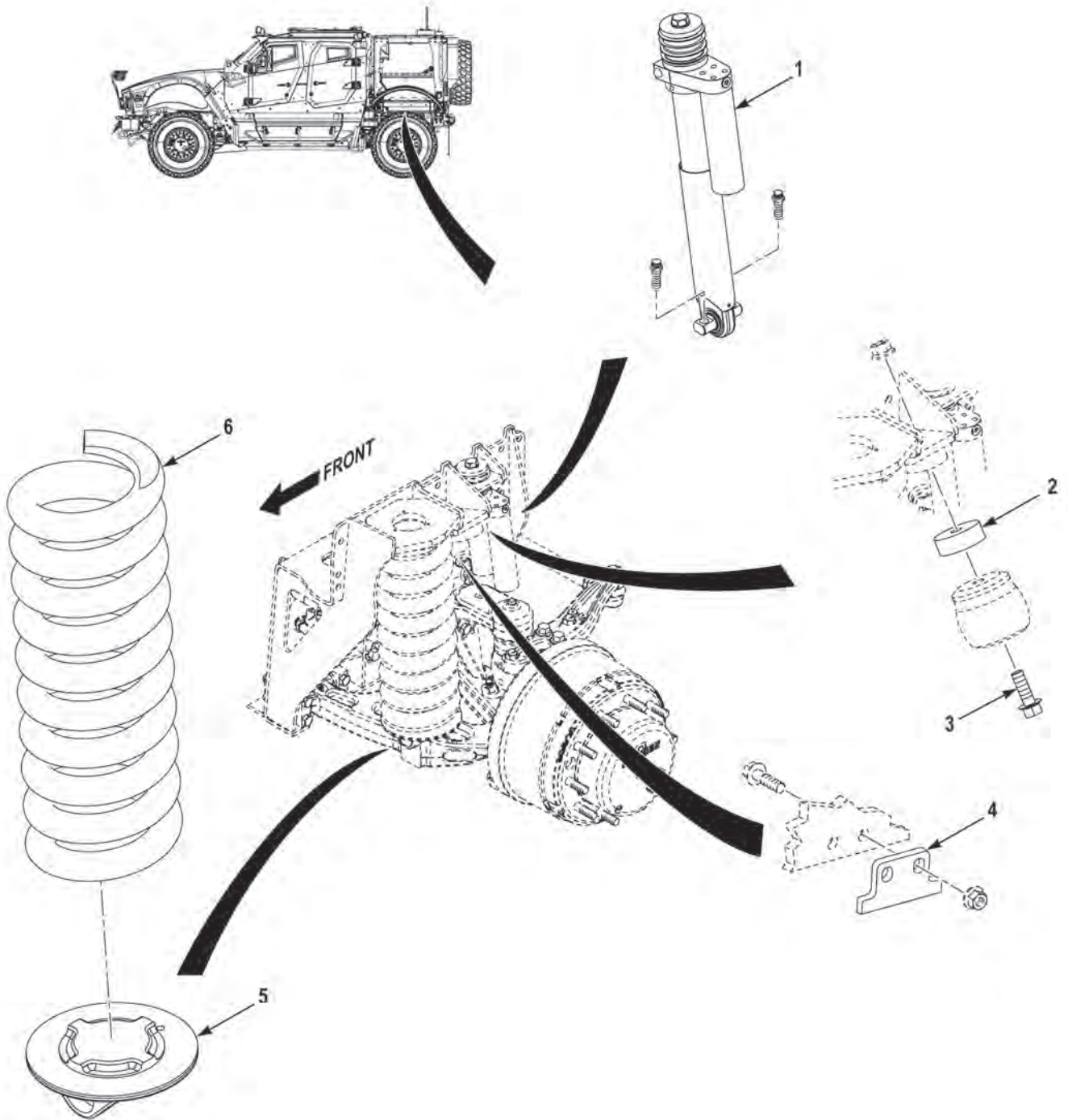


FIGURE 115 - REAR SHOCK ASSEMBLY (M1240A1)

(1) FIG.	(2) ITEM	(3) PART NO.	(4) DESCRIPTION	(5) QTY.	(6) U/M
			GROUP 1604 SHOCK ABSORBER EQUIPMENT FIG. 115 REAR SHOCK ASSEMBLY (M1240A1)		
115	1	MSI22011009	SHOCK ABS,DIR ACT,DIRECT ACTION,RR.....	2	EA
115	2	3951789	SPACER,RING,.813 X3.93 X1.20 ST .....	2	EA
115	3	19894	SCREW,CAP,HEX HEAD,.75-10 X 3.50 G8 PO.....	2	EA
115	4	3951616	STOP,MECHANICAL,.....	2	EA
115	5	3820877	SEAT,SPRING,COMPRESSION SPRING .....	2	EA
115	6	3337036	SPRING,HELICAL,COMP,COMPRESSION .....	2	EA

END OF FIGURE





---

**FIELD AND SUSTAINMENT MAINTENANCE  
CAPSULE BELLY DEFLECTORS AND MOUNTING (M1240)**

---

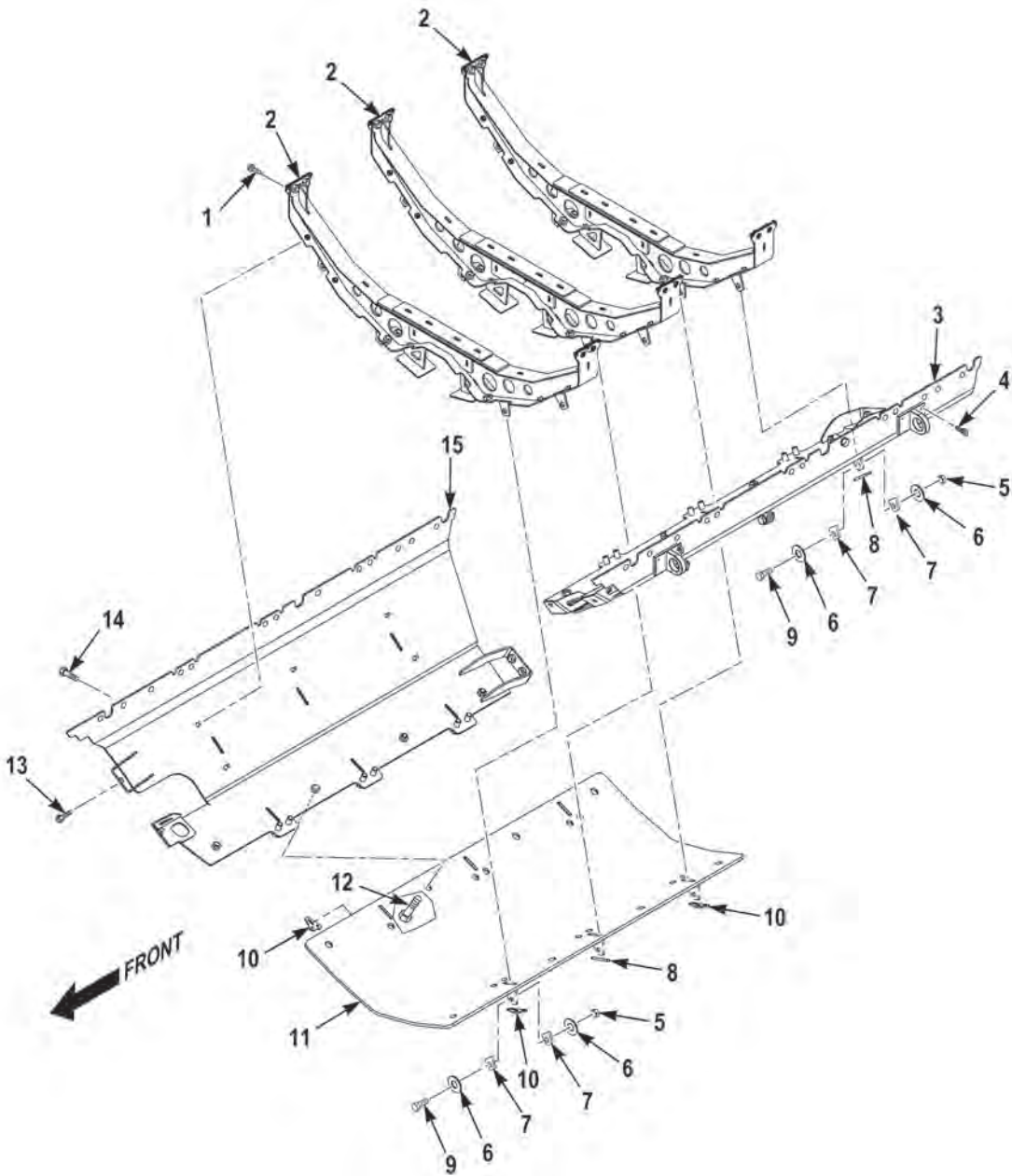


FIGURE 116 - CAPSULE BELLY DEFLECTORS AND MOUNTING (M1240)

(1) FIG.	(2) ITEM	(3) PART NO.	(4) DESCRIPTION	(5) QTY.	(6) U/M
			GROUP 1801 BODY , CAB, HOOD, AND HULL ASSEMBLIES		
			FIG 116 CAPSULE BELLY DEFLECTORS AND MOUNTING (M1240)		
116	1	3823337	SCREW, CAP, HEXAGON, M24-3.0 X 70 . . . . .	26	EA
116	2	3829161	CROSSMEMBER, WELDMENT, BELLY DEFLECTOR . . . . .	3	EA
116	3	3829162	PANEL, BELLY DEFLECTOR, LH . . . . .	1	EA
116	4	3830630	EYEBOLT, M8 X 13 . . . . .	4	EA
116	5	3524932008	NUT, SELF-LOCKING, HEXAGON, M24-3.0 C10 . . . . .	12	EA
116	6	3524929008	WASHER, FLAT, M24 X 44 X 4 . . . . .	60	EA
116	7	3824084	PLATE, RETAINER, BELLY DEFLECTOR . . . . .	24	EA
116	8	3824085	PLATE, RETAINER, BELLY DEFLECTOR . . . . .	8	EA
116	9	3830355	SCREW, CAP, HEXAGON, M24-3.0 X 60 . . . . .	16	EA
116	10	3834623	PLATE, RETAINER, BELLY DEFLECTOR . . . . .	4	EA
116	11	3829164	PANEL, BELLY DEFLECTOR, CENTER . . . . .	1	EA
116	12	3823336	SCREW, CAP, HEXAGON, M24-3.0 X 50 . . . . .	6	EA
116	13	3524927119	SCREW, FLANGED, HEXAGON HEAD, M14 - 2.0 X 50 . . . . .	10	EA
116	14	3524927056	SCREW, FLANGED, HEXAGON HEAD, M10 - 1.5 X 35 . . . . .	12	EA
116	15	3829163	PANEL, BELLY DEFLECTOR, RH . . . . .	1	EA

END OF FIGURE



---

**FIELD AND SUSTAINMENT MAINTENANCE  
CAPSULE BELLY DEFLECTORS AND MOUNTING (M1240A1)**

---

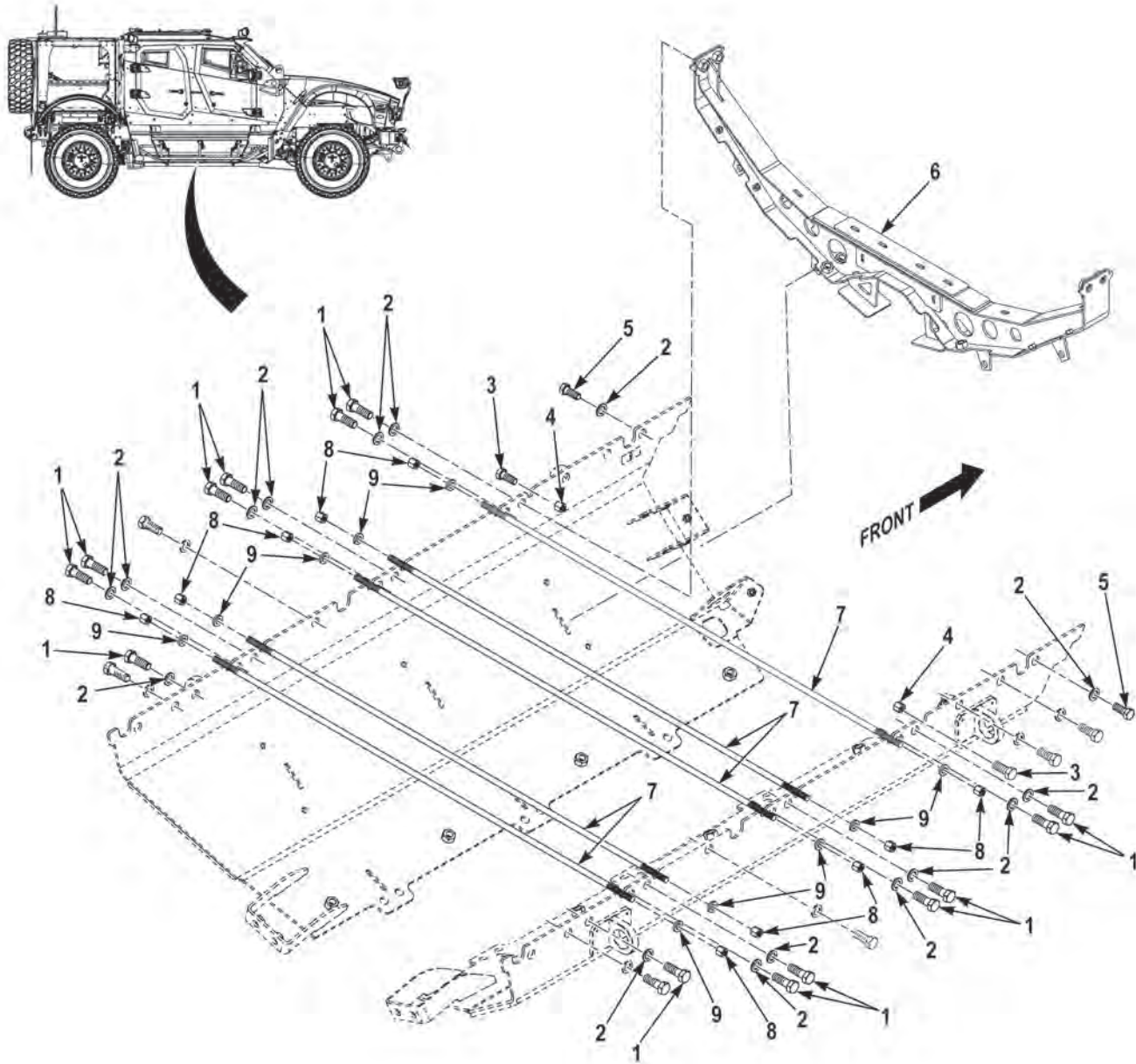


FIGURE 117 - CAPSULE BELLY DEFLECTORS AND MOUNTING (M1240A1) (SHEET 1 OF 5)

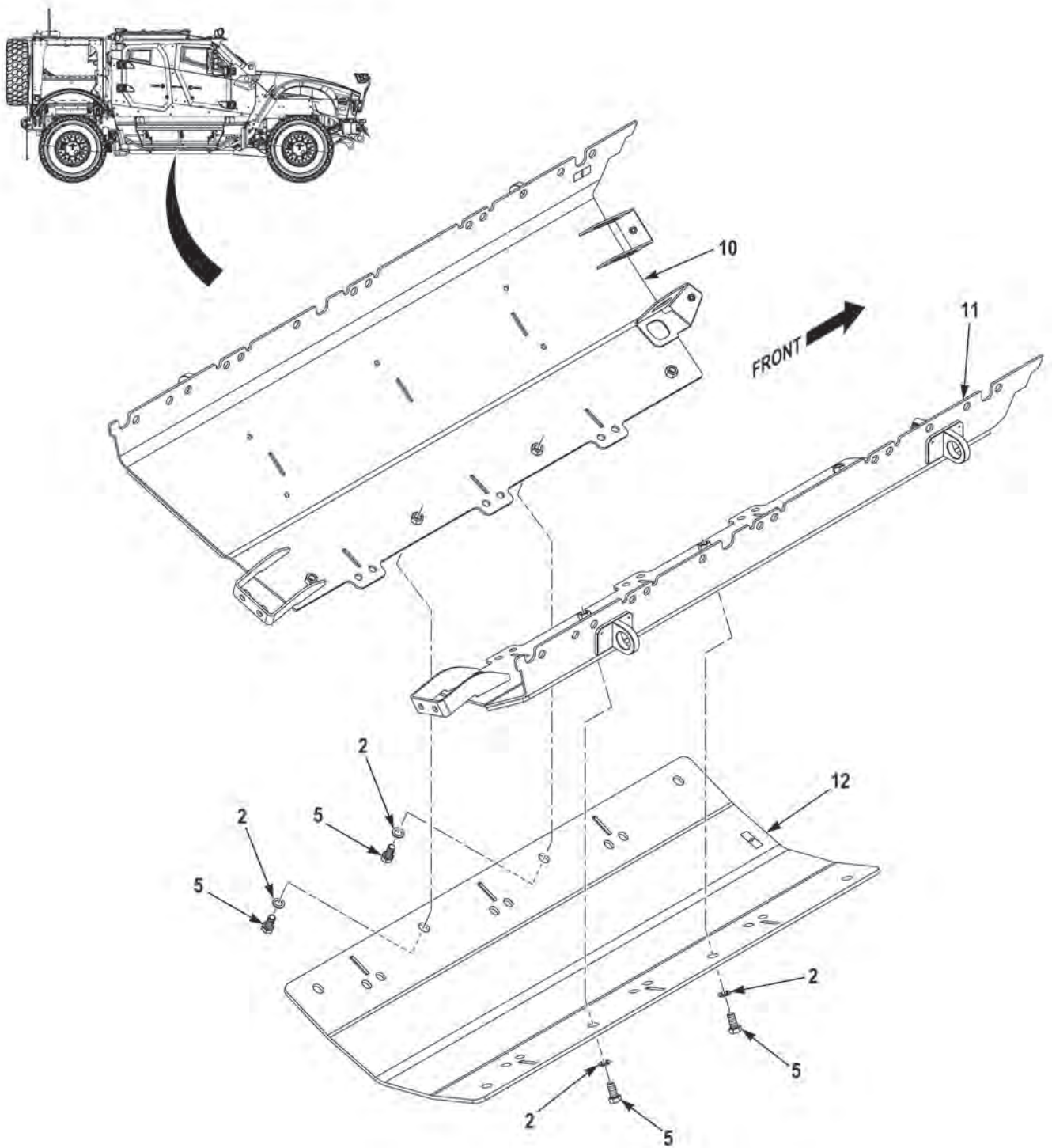


FIGURE 117 - CAPSULE BELLY DEFLECTORS AND MOUNTING (M1240A1) (SHEET 2 OF 5)



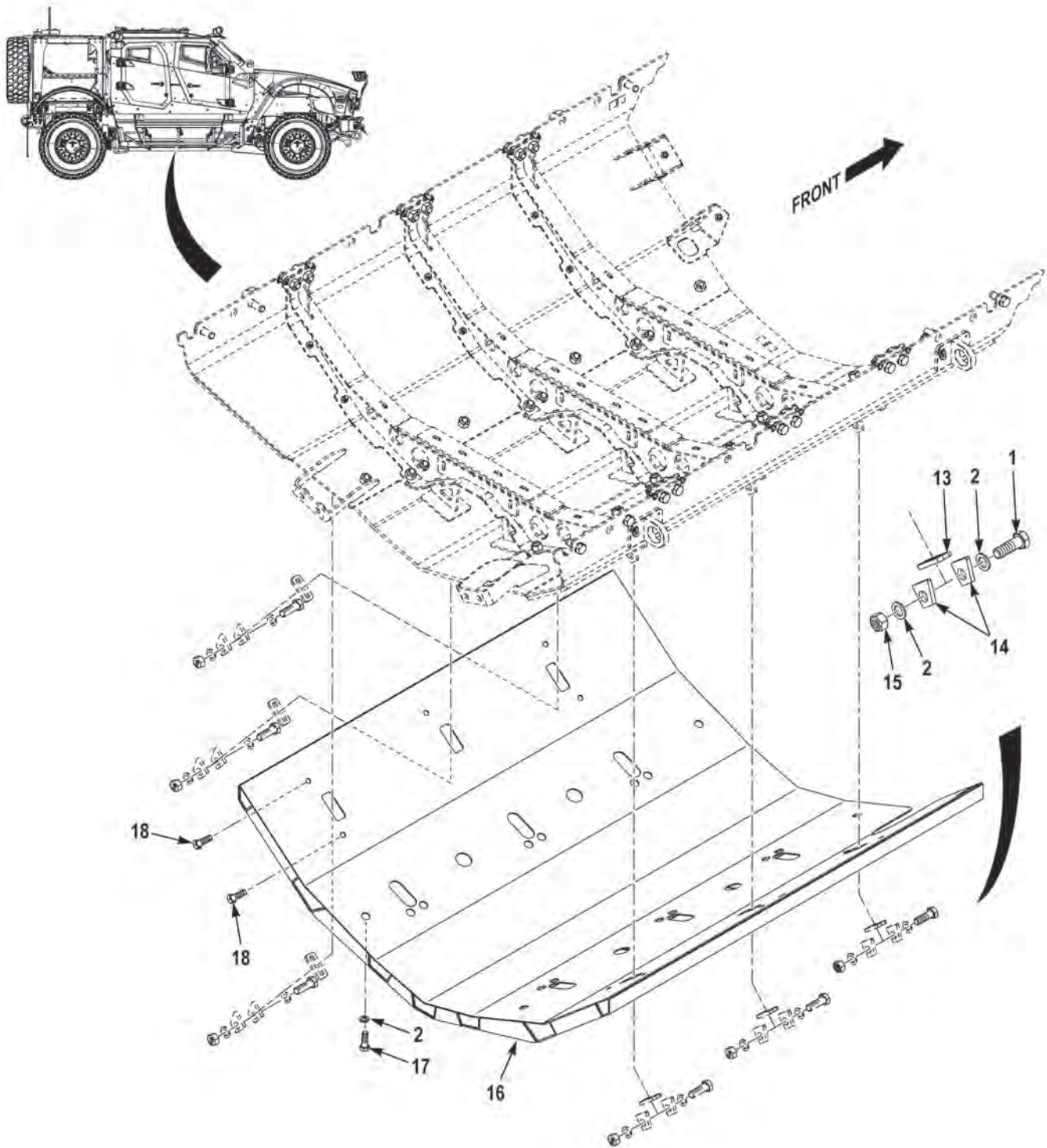


FIGURE 117 - CAPSULE BELLY DEFLECTORS AND MOUNTING (M1240A1) (SHEET 3 OF 5)



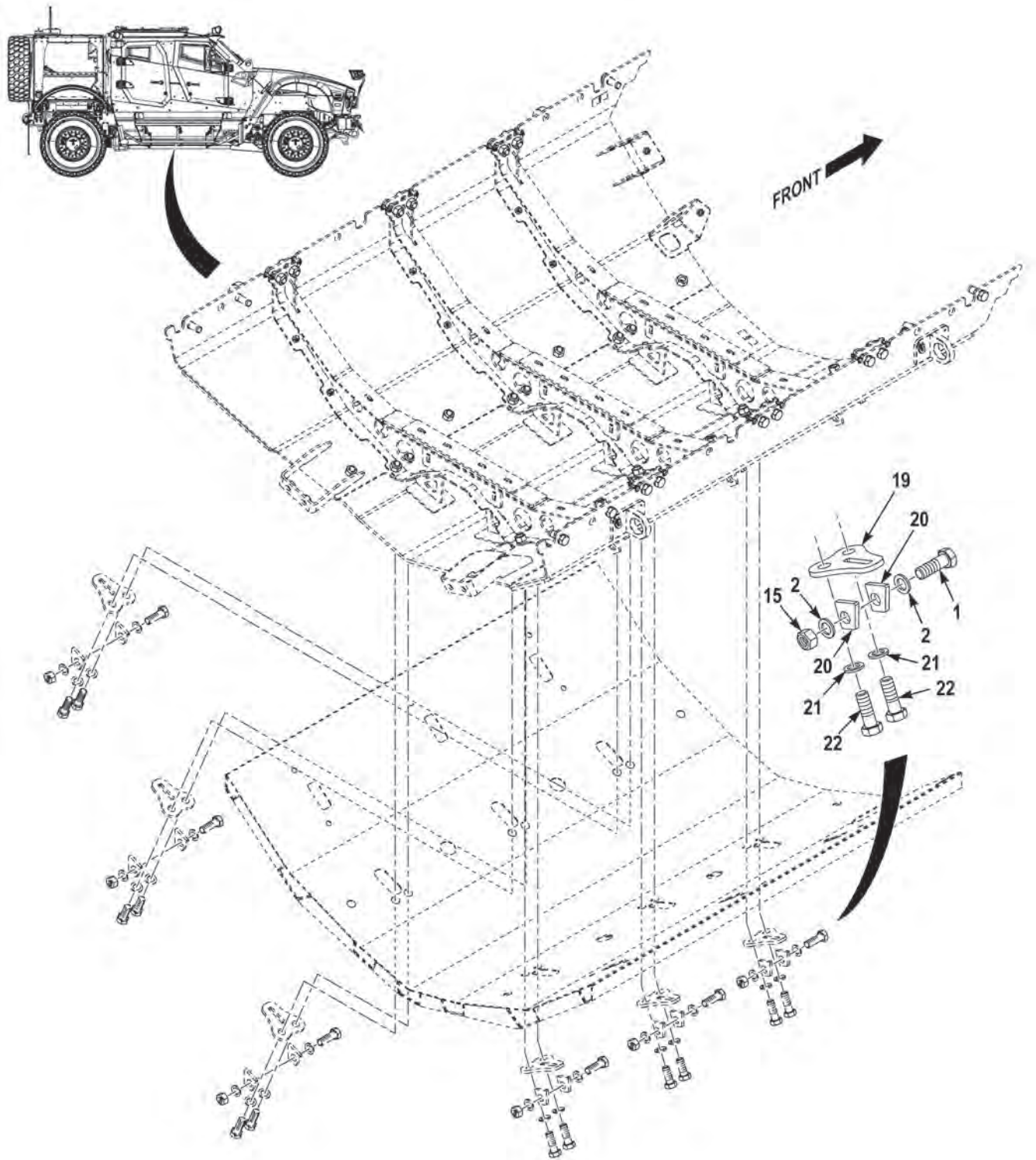


FIGURE 117 - CAPSULE BELLY DEFLECTORS AND MOUNTING (M1240A1) (SHEET 4 OF 5)

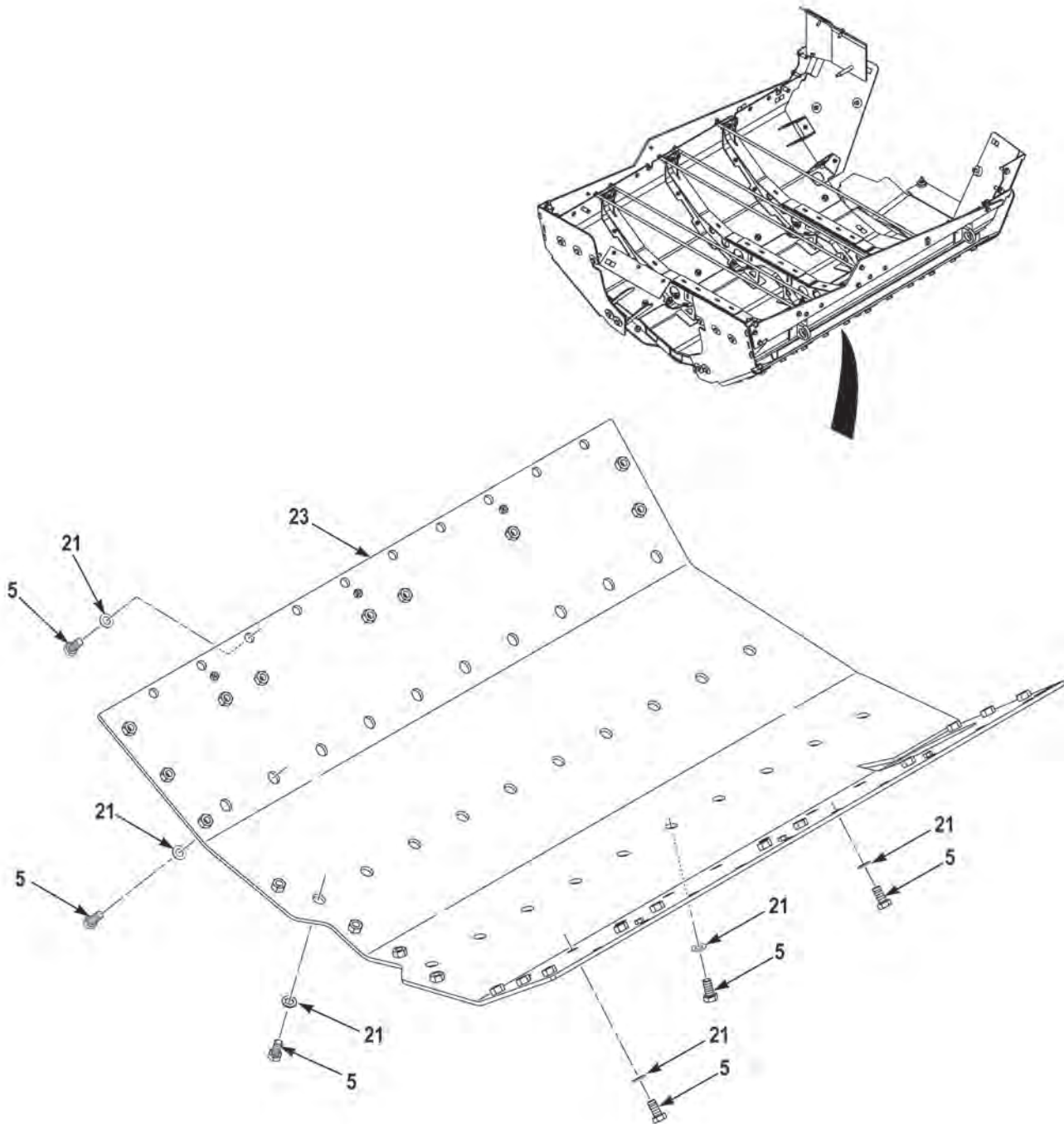


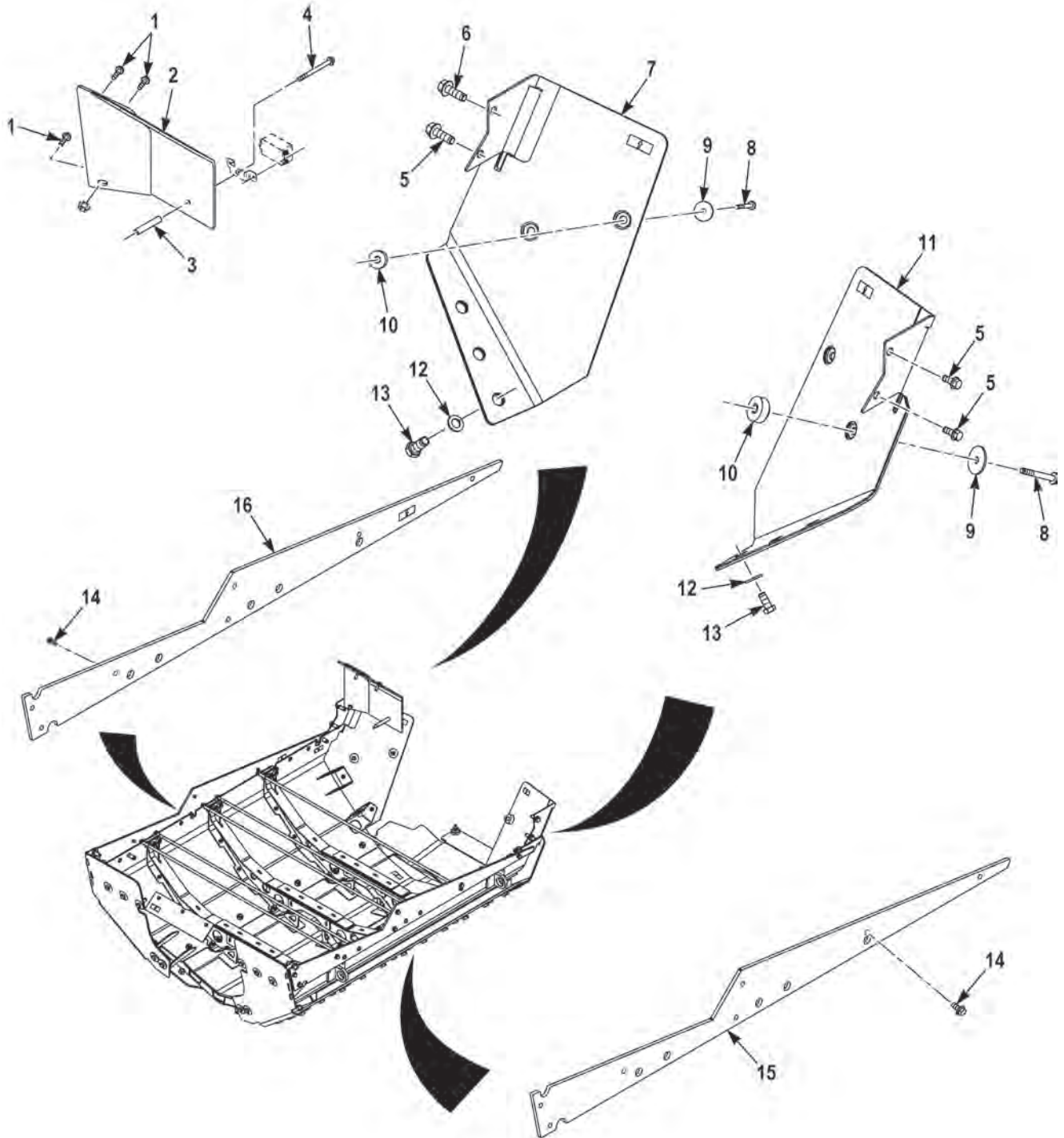
FIGURE 117 - CAPSULE BELLY DEFLECTORS AND MOUNTING (M1240A1) (SHEET 5 OF 5)

(1) FIG.	(2) ITEM	(3) PART NO.	(4) DESCRIPTION	(5) QTY.	(6) U/M
			GROUP 1801 BODY, CAB, HOOD, AND HULL ASSEMBLIES FIG. 117 CAPSULE BELLY DEFLECTORS AND MOUNTING (M1240A1)		
117	1	3823337	SCREW,CAP,HEX HEAD,M24-3.0 X 70 MM . . . . .	26	EA
117	2	10823-06852	WASHER,FLAT,M24 X 44 X 4 DG . . . . .	46	EA
117	3	3836194004	SCREW,CAP,HEX HEAD,M8-1.25X30 C10.9 . . . . .	2	EA
117	4	3836234002	NUT,SELF-LOCKING,M8-1.25 C10 MB . . . . .	2	EA
117	5	3823336	SCREW,CAP,HEX HEAD,M24-3.0 X 50 MM . . . . .	73	EA
117	6	0398112177-00	BELLY DEFLECTOR,CROSSMEMBER. . . . .	3	EA
117	7	3944681	ROD,THREADED END, . . . . .	5	EA
117	8	3944682	NUT,PLAIN,HEXAGON,.69-16 NS ZY . . . . .	10	EA
117	9	3944683	WASHER,FLAT,.75 X 1.38 X .25 ZY . . . . .	10	EA
117	10	0312106830-00	ARMOR,SUPPLEMENTAL, . . . . .	1	EA
117	11	0312106831-00	ARMOR,SUPPLEMENTAL, . . . . .	1	EA
117	12	0312104485-00	ARMOR,SUPPLEMENTAL, . . . . .	1	EA
117	13	0312104472-00	PLATE,MOUNTING, . . . . .	6	EA
117	14	0312104473-00	PLATE,MOUNTING, . . . . .	12	EA
117	15	3524932008	NUT,SELF-LOCKING,M24-3.0 . . . . .	12	EA
117	16	0398110256-00	ARMOR,SUPPLEMENTAL, . . . . .	1	EA
117	17	3830355	SCREW,CAP,HEX HEAD,M24-3.0X60MM. . . . .	2	EA
117	18	3524927121	SCREW,CAP,HEX HEAD,M14-2.0 X 60 MM . . . . .	10	EA
117	19	0312106829-00	PLATE,MOUNTING, . . . . .	6	EA
117	20	0398108962-00	PLATE,MOUNTING, . . . . .	12	EA
117	21	3836240010	WASHER,FLAT,M24X44X4.0 PO . . . . .	79	EA
117	22	3836220005	SCREW,CAP,HEX HEAD,M24-3.0X80 C10.9PO . . . . .	12	EA
117	23	0398108873-00	ARMOR,SUPPLEMENTAL, . . . . .	1	EA

END OF FIGURE



**FIELD AND SUSTAINMENT MAINTENANCE  
CAPSULE DEFLECTORS (M1240A1)**



**FIGURE 118 - CAPSULE DEFLECTORS (M1240A1) (SHEET 1 OF 2)**



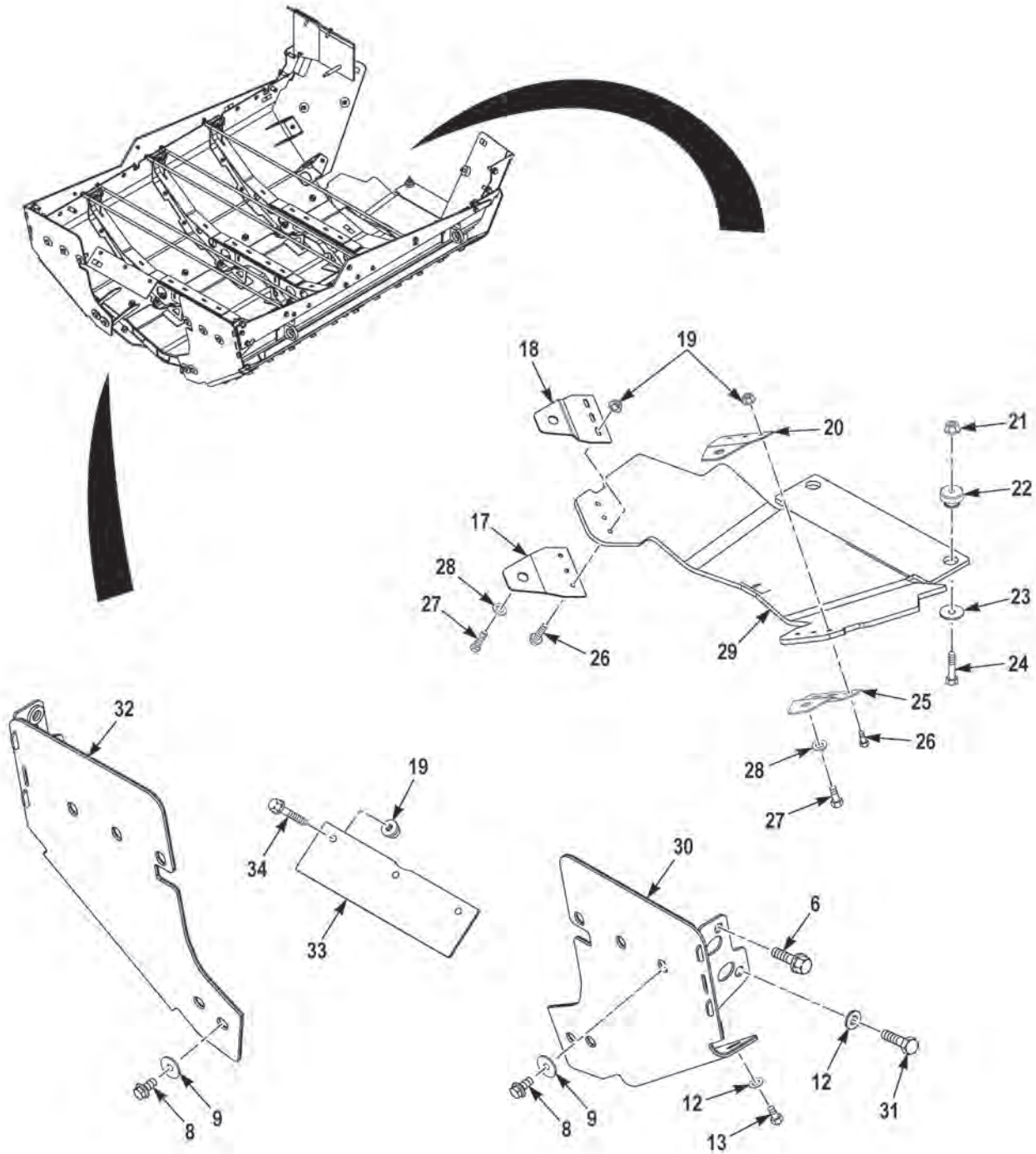


FIGURE 118 - CAPSULE DEFLECTORS (M1240A1) (SHEET 2 OF 2)

(1) FIG.	(2) ITEM	(3) PART NO.	(4) DESCRIPTION	(5) QTY.	(6) U/M
			GROUP 1801 BODY, CAB, HOOD, AND HULL ASSEMBLIES		
			FIG. 118 CAPSULE DEFLECTORS (M1240A1)		
118	1	3524927119	SCREW,CAP,HEX HEAD,M14-2.0 X 50 MM . . . . .	3	EA
118	2	0312105553-00	ARMOR,SUPPLEMENTAL,FIREWALL, LH . . . . .	1	EA
118	3	3862102	TUBE,METALLIC, . . . . .	1	EA
118	4	3524927134	SCREW,CAP,HEX HEAD,M14-2.0 X 160 MM . . . . .	1	EA
118	5	3524927185	SCREW,CAP,HEX HEAD,M20-2.5 X 50 MM . . . . .	3	EA
118	6	3524927187	SCR,ASSEMBLED WASH,M20-2.5X60 C10.9DG . . .	3	EA
118	7	0398109394-00	DEFLECTOR,DIRT,FR,LH . . . . .	1	EA
118	8	3836219006	SCREW,CAP,HEX HEAD,M20-2.5 X 70 MM . . . . .	14	EA
118	9	0398109050-00	WASHER,FLAT,M20 X 75 X 6 ARMOR . . . . .	14	EA
118	10	2341-040	MOUNT,RESILIENT,GENERAL PURPOSE . . . . .	4	EA
118	11	0398109397-00	DEFLECTOR,DIRT,FR,RH . . . . .	1	EA
118	12	3836240010	WASHER,FLAT,M24X44X4.0 PO . . . . .	14	EA
118	13	3836220002	SCREW,CAP,HEX HEAD,M24-3.0X55 C10.9PO . . . .	12	EA
118	14	3524927144	SCREW,CAP,HEX HEAD,M16-2.0 X 30 MM . . . . .	14	EA
118	15	0398112175-00	ARMOR,SUPPLEMENTAL,LOWER,RH. . . . .	1	EA
118	16	0398112176-00	ARMOR,SUPPLEMENTAL,LOWER,LH . . . . .	1	EA
118	17	0312105413-00	BRACKET,MOUNTING,LOWER LH . . . . .	1	EA
118	18	0312105414-00	BRACKET,MOUNTING,UPPER LH . . . . .	1	EA
118	19	3524928003	NUT,SELF-LOCKING,M10-1.5 . . . . .	9	EA
118	20	0312105410-00	BRACKET,MOUNTING,UPPER RH . . . . .	1	EA
118	21	S075144	NUT,SELF-LOCKING,.62-11 G8 PO . . . . .	2	EA
118	22	CBA24-650	MOUNT,RESILIENT,GENERAL PURPOSE . . . . .	2	EA
118	23	3462601	SPACER,RING,.66 X 2.50 X .25 . . . . .	2	EA
118	24	0142807	BOLT,MACHINE,.62-11 X 3.50 G8 PO . . . . .	2	EA
118	25	0312105411-00	BRACKET,MOUNTING,LOWER RH. . . . .	1	EA
118	26	3524927056	SCREW,CAP,HEX HEAD,M10-1.5 X 35 MM . . . . .	6	EA
118	27	3830355	SCREW,CAP,HEX HEAD,M24-3.0 X 60 MM . . . . .	2	EA
118	28	10823-06852	WASHER,FLAT,M24 X 44 X 4 DG . . . . .	2	EA
118	29	0398108842-00	ARMOR,SUPPLEMENTAL,ENG DEFLECTOR . . . . .	1	EA
118	30	0398108795-00	DEFLECTOR,DIRT,RR,RH . . . . .	1	EA
118	31	3823337	SCREW,CAP,HEX HEAD,M24-3.0X70 PO. . . . .	2	EA
118	32	0398108792-00	DEFLECTOR,DIRT,RR,LH . . . . .	1	EA
118	33	0312105690-00	ARMOR,SUPPLEMENTAL,ELEC PASS THRU . . . . .	1	EA
118	34	3524927055	SCREW,CAP,HEX HEAD,M10-1.5 X 30 MM . . . . .	3	EA

END OF FIGURE





---

**FIELD AND SUSTAINMENT MAINTENANCE  
CAPSULE DEFLECTORS (M1245)**

---

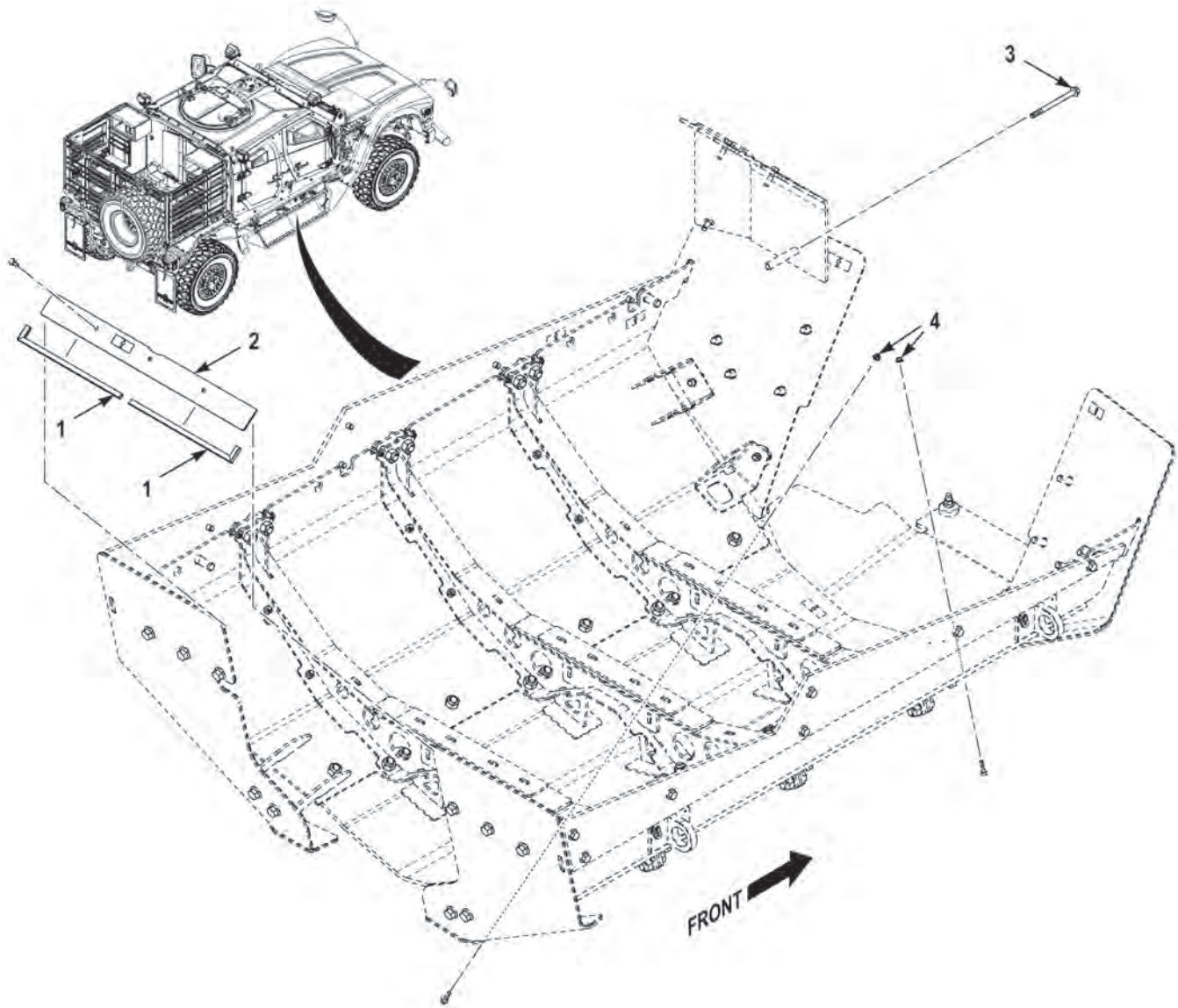


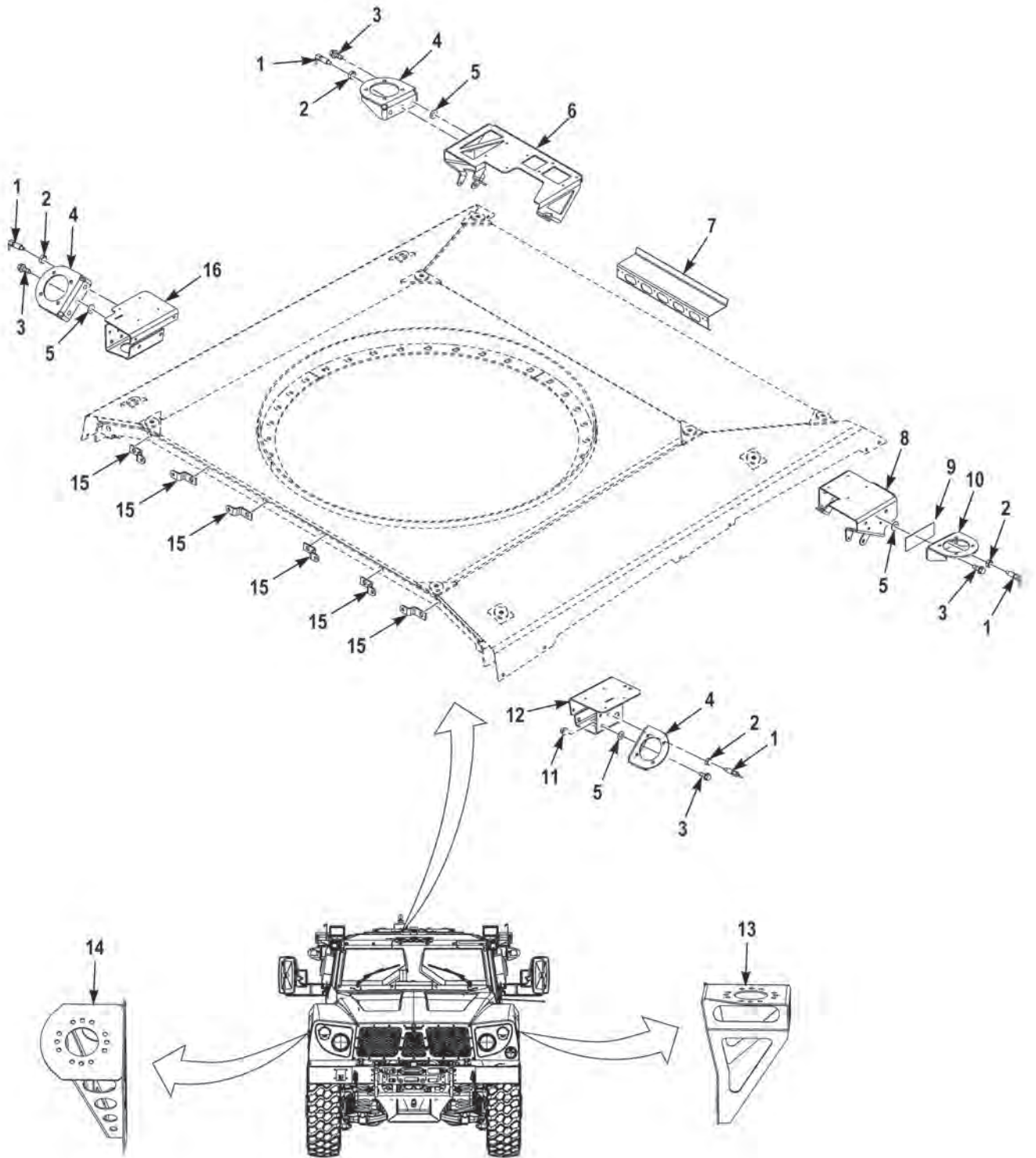
FIGURE 119 - CAPSULE DEFLECTORS (M1245)

(1) FIG.	(2) ITEM	(3) PART NO.	(4) DESCRIPTION	(5) QTY.	(6) U/M
			GROUP 1801 BODY, CAB, HOOD, AND HULL ASSEMBLIES FIG. 120 CAPSULE DEFLECTORS (M1245)		
120	1	1467160-019	QUICKEDGE MOLDING,MAKE FROM MOLDING P/N 75000343 (82654), 19 IN LG. ....	2	EA
120	2	0355000405-00	PLATE,COVER,ELEC .....	1	EA
120	3	3524927136	SCREW,CAP,HEX HEAD,M14-2.0X180C10.9DG ....	1	EA
120	4	18023-03794	NUT,PLAIN,EXTENDED,M10-1.5 C10 DG .....	6	EA

**END OF FIGURE**



**FIELD AND SUSTAINMENT MAINTENANCE  
CAPSULE EXTERIOR BRACKETS AND STEPS (M1240)**



**FIGURE 120 - CAPSULE EXTERIOR BRACKETS AND STEPS (M1240) (SHEET 1 OF 2)**

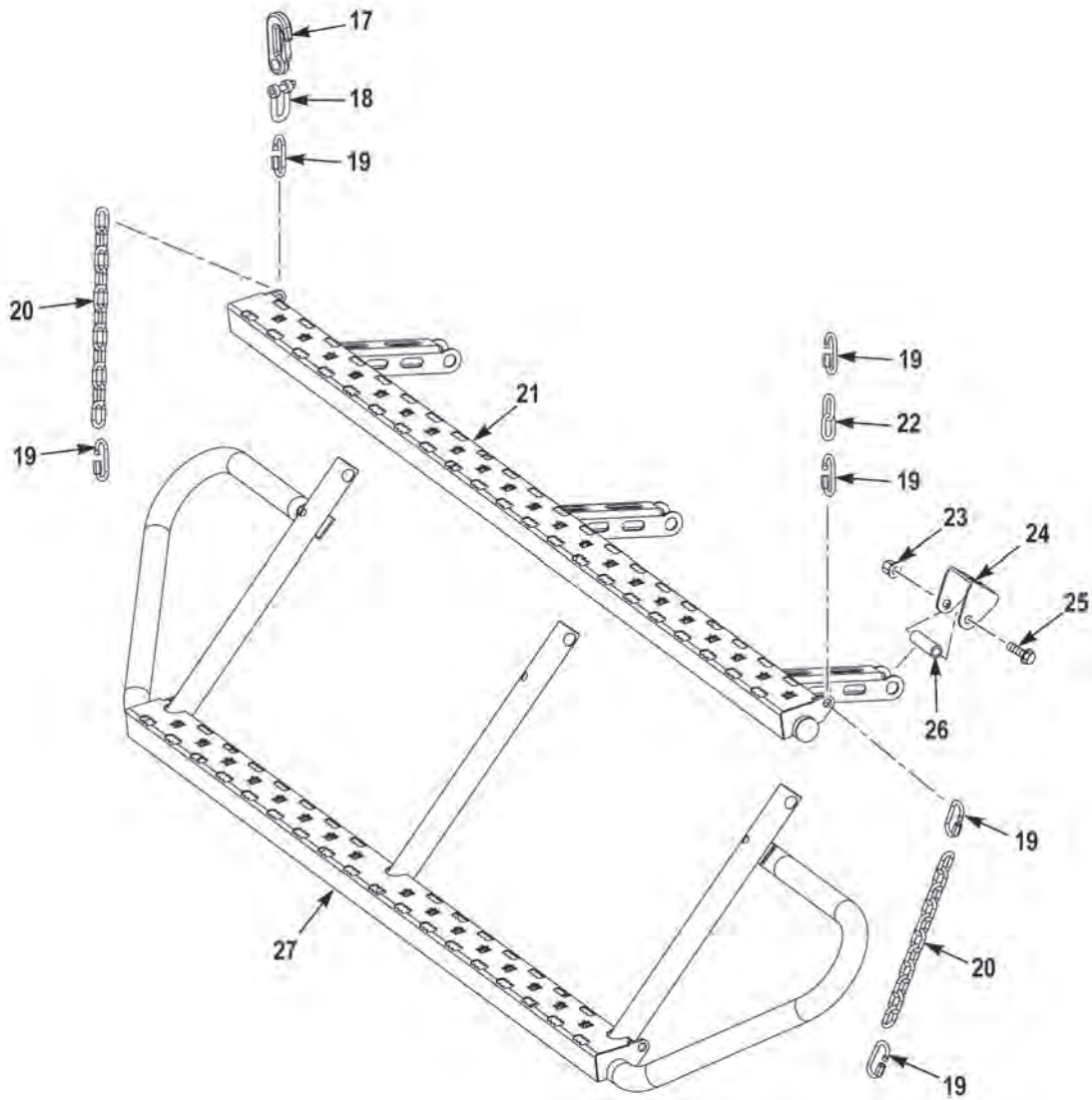


FIGURE 120 - CAPSULE EXTERIOR BRACKETS AND STEPS (M1240) (SHEET 2 OF 2)

(1) FIG.	(2) ITEM	(3) PART NO.	(4) DESCRIPTION	(5) QTY.	(6) U/M
			GROUP 1801 BODY, CAB, HOOD, AND HULL ASSEMBLIES		
			FIG 120 CAPSULE EXTERIOR BRACKETS AND STEPS (M1240)		
120	1	3829438	PLUNGER, SPRING LOADED, .38 PIN. . . . .	4	EA
120	2	34463AX	NUT, JAM .62 - 11. . . . .	4	EA
120	3	3273024	SCREW, FLANGE, HEX 1/2 X 1 1/4 . . . . .	12	EA
120	4	3827253	DRILLING, ANTENNA MOUNT . . . . .	3	EA
120	5	3264193	WASH, FLT .56 X 1.25 X .06 DL . . . . .	12	EA
120	6	3841132	BRACKET, LIGHT MOUTING, LH, FRONT . . . . .	1	EA
120	7	3841135	BRACKET, ID LIGHT MOUNTING . . . . .	1	EA
120	8	3841131	BRACKET, LIGHT MOUNTING, RH, FRONT. . . . .	1	EA
120	9	3842140	SPACER,SELF ADHESIVE . . . . .	2	EA
120	10	3842007	DRILLING,ANTENNA MOUNT. . . . .	1	EA
120	11	3266310	NUT, SELF-LOCKING, ASSEMBLED WASHER, 1/2 - 13 . . . . .	12	EA
120	12	3840410	BRACKET, LIGHT MOUNTING, RH, REAR. . . . .	1	EA
120	13	3841984	BRKT, ANTENNA, MTG WLDMT, LH. . . . .	1	EA
120	14	3846988	ANTENNA MTG, WLDMT. . . . .	1	EA
120	15	3823645	BRACKET, TUBE MOUNTING, UPPER. . . . .	6	EA
120	16	3840413	BRACKET, LIGHT MOUNTING, LH, REAR . . . . .	1	EA
120	17	3829566	HOOK, SNAP . . . . .	4	EA
120	18	3827251	SHACKLE . . . . .	4	EA
120	19	2052620	LINK, RAPID. . . . .	16	EA
120	20	1783070	CHAIN, STRAIGHT LINK . . . . .	4	EA
120	21	3822573	STEP, WELDMENT UPPER. . . . .	2	EA
120	22	3829788	LINK, CHAIN 1.25 X .75 X .197 . . . . .	4	EA
120	23	3266309	NUT, SELF-LOCKING, HEXAGON, 3/8 - 16 . . . . .	6	EA
120	24	3820461	BRACKET, STEP MOUNTING. . . . .	6	EA
120	25	3266320	SCREW, FLANGE, HEX .38-16 X 3.00 G8-DA . . . . .	6	EA
120	26	3820462	TUBE, ROUND. . . . .	6	EA
120	27	3822568	STEP, WELDMENT LOWER . . . . .	2	EA

END OF FIGURE





---

**FIELD AND SUSTAINMENT MAINTENANCE  
CAPSULE EXTERIOR BRACKETS (M1240A1)**

---

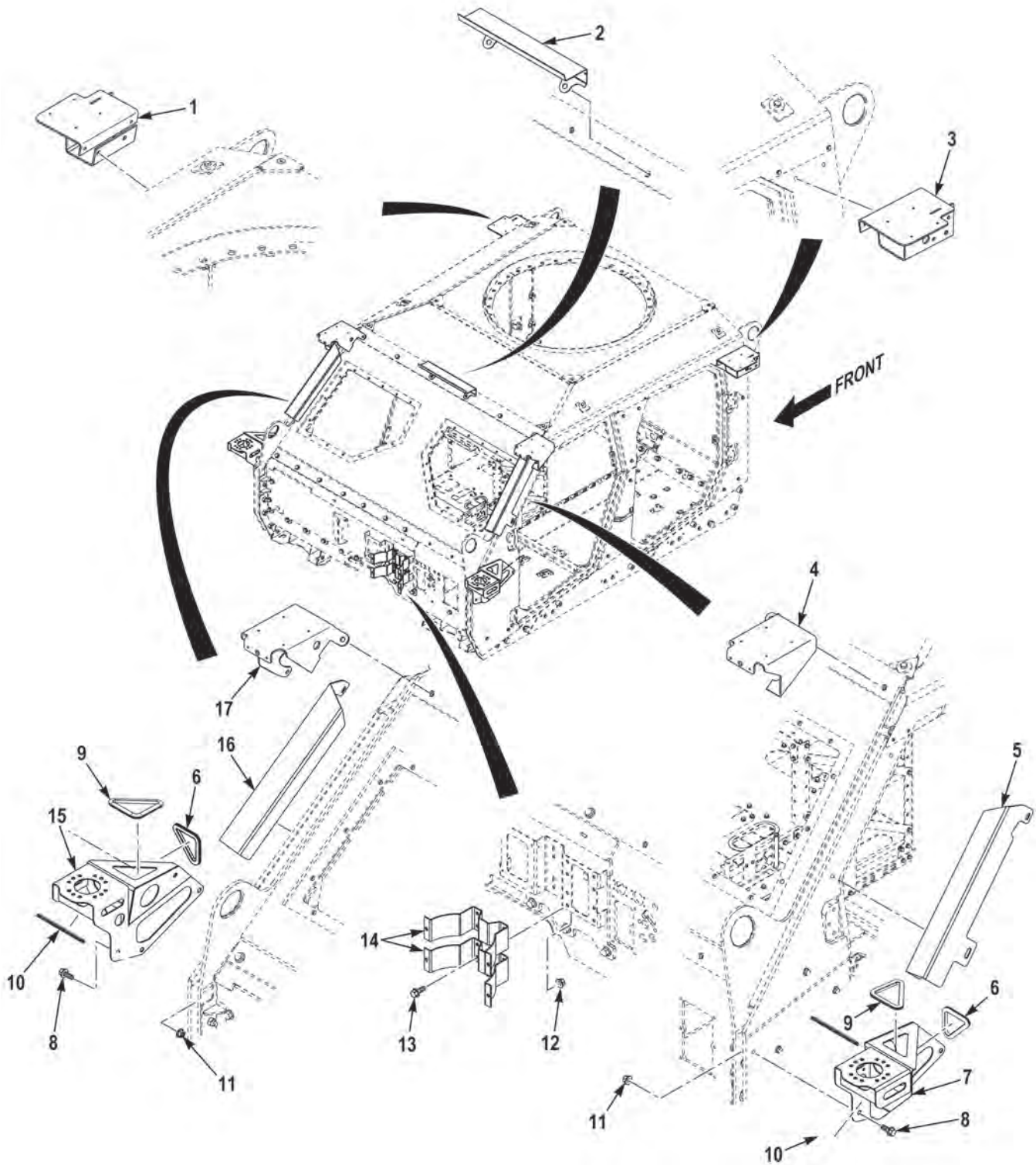


FIGURE 121 - CAPSULE EXTERIOR BRACKETS (M1240A1)

(1) FIG.	(2) ITEM	(3) PART NO.	(4) DESCRIPTION	(5) QTY.	(6) U/M
			GROUP 1801 BODY, CAB, HOOD, AND HULL ASSEMBLIES		
			FIG. 121 CAPSULE EXTERIOR BRACKETS (M1240A1)		
121	1	3840410	BRACKET,LIGHT, . . . . .	1	EA
121	2	3841135	BRACKET,LIGHT, . . . . .	1	EA
121	3	3840413	BRACKET,LIGHT, . . . . .	1	EA
121	4	3863447	BRACKET,LIGHT, . . . . .	1	EA
121	5	3858017	BRACKET,PILLAR LH,LH. . . . .	1	EA
121	6	3175843-011	CHANNEL,NONMETALLIC,MAKE FROM CHANNEL P/N SF 845 (82654), 11 IN LG. . . . .	2	EA
121	7	3857043	BRACKET,ANTENNA, . . . . .	1	EA
121	8	3524927055	SCREW,CAP,HEX HEAD,M10-1.5 X 30 MM . . . . .	2	EA
121	9	3175843-013	CHANNEL,NONMETALLIC,MAKE FROM CHANNEL P/N SF 845 (82654), 13 IN LG. . . . .	2	EA
121	10	3175843-016	CHANNEL,NONMETALLIC,MAKE FROM CHANNEL P/N SF 845 (82654), 16 IN LG. . . . .	2	EA
121	11	3524928003	NUT,SELF-LOCKING,M10-1.5 . . . . .	2	EA
121	12	10823-00817	NUT,SELF-LOCKING,ASSEMBLED WASHER, 3/8 -16. . . . .	8	EA
121	13	10823-01171	SCREW,CAP,HEX HEAD,.38-16X1.00 G8 DA. . . . .	8	EA
121	14	3821504	BRACKET,MOUNTING, . . . . .	2	EA
121	15	3858613	BRACKET,ANTENNA, . . . . .	1	EA
121	16	3858018	BRACKET,PILLAR,RH,RH . . . . .	1	EA
121	17	3863446	BRACKET,LIGHT, . . . . .	1	EA

END OF FIGURE



---

**FIELD AND SUSTAINMENT MAINTENANCE  
CAPSULE EXTERIOR BRACKETS (M1245)**

---

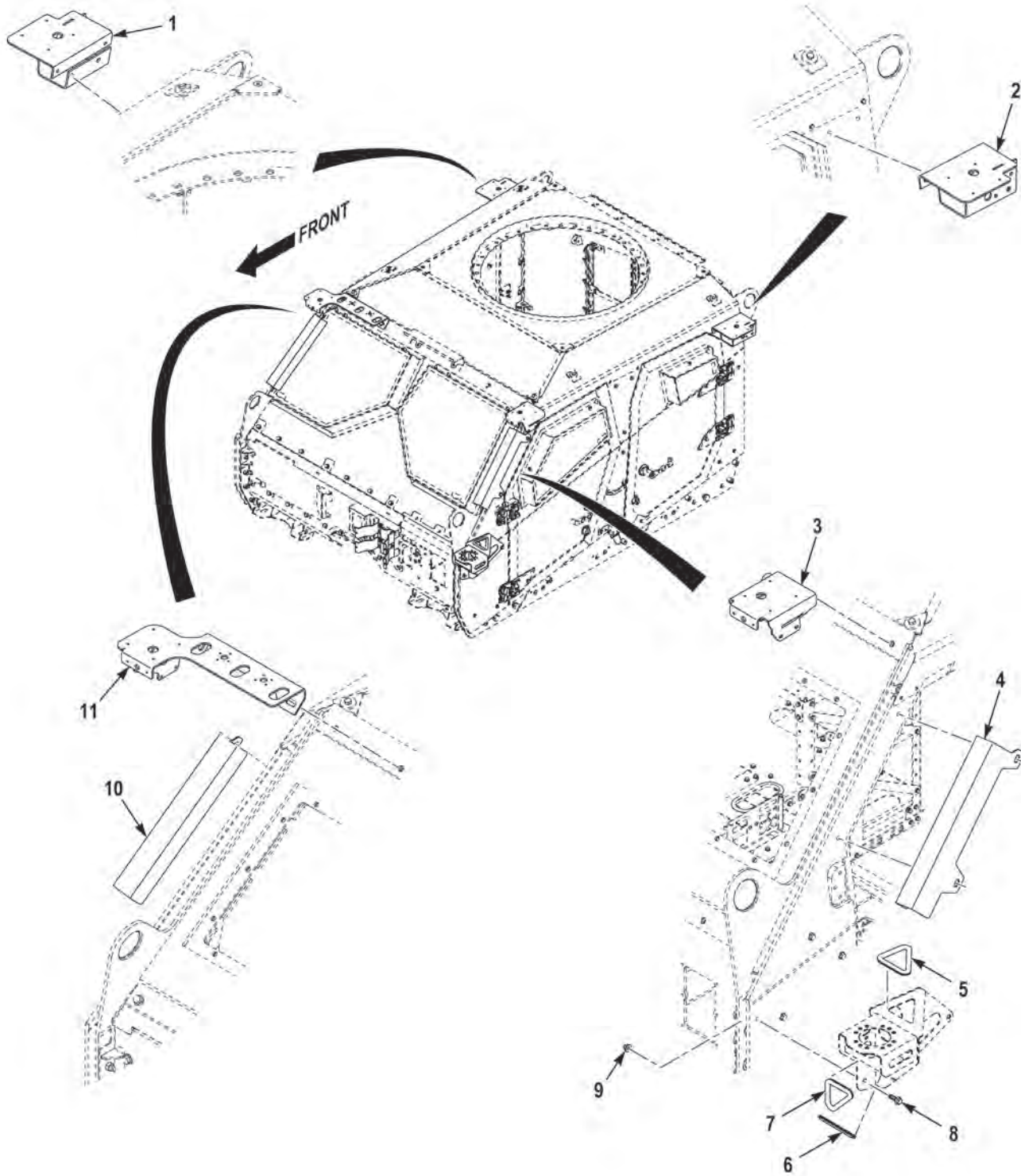


FIGURE 122 - CAPSULE EXTERIOR BRACKETS (M1245)

(1) FIG.	(2) ITEM	(3) PART NO.	(4) DESCRIPTION	(5) QTY.	(6) U/M
			GROUP 1801 BODY, CAB, HOOD, AND HULL ASSEMBLIES		
			FIG. 122 CAPSULE EXTERIOR BRACKETS (M1245)		
122	1	3874186	BRACKET,MOUNTING,REAR,RH WLDMT . . . . .	1	EA
122	2	3874187	BRACKET,MOUNTING,REAR,LH WLDMT. . . . .	1	EA
122	3	3902527	BRACKET,MOUNTING,FRONT,LH. . . . .	1	EA
122	4	3902526	BRACKET COVERA-PILLAR,LH . . . . .	1	EA
122	5	3175843-014	CHANNEL,NONMETALLIC,MAKE FROM CHANNEL P/N SF 845 (82654), 14 IN LG . . . . .	1	EA
122	6	3175843-016	CHANNEL,NONMETALLIC,MAKE FROM CHANNEL P/N SF 845 (82654), 16 IN LG . . . . .	1	EA
122	7	3175843-012	CHANNEL,NONMETALLIC,MAKE FROM CHANNEL P/N SF 845 (82654), 12 IN LG. . . . .	1	EA
122	8	3524927055	SCREW,CAP,HEX HEAD,M10-1.5X30 C10.9 . . . . .	1	EA
122	9	18023-03794	NUT,PLAIN,EXTENDED,M10-1.5 C10 DG . . . . .	1	EA
122	10	3902525	BRACKET COVER,A-PILLAR,RH . . . . .	1	EA
122	11	3913033	BRACKET,MOUNTING,FRONT,RH WLDMT . . . . .	1	EA

END OF FIGURE





---

**FIELD AND SUSTAINMENT MAINTENANCE  
CAPSULE STEPS (M1240A1)**

---

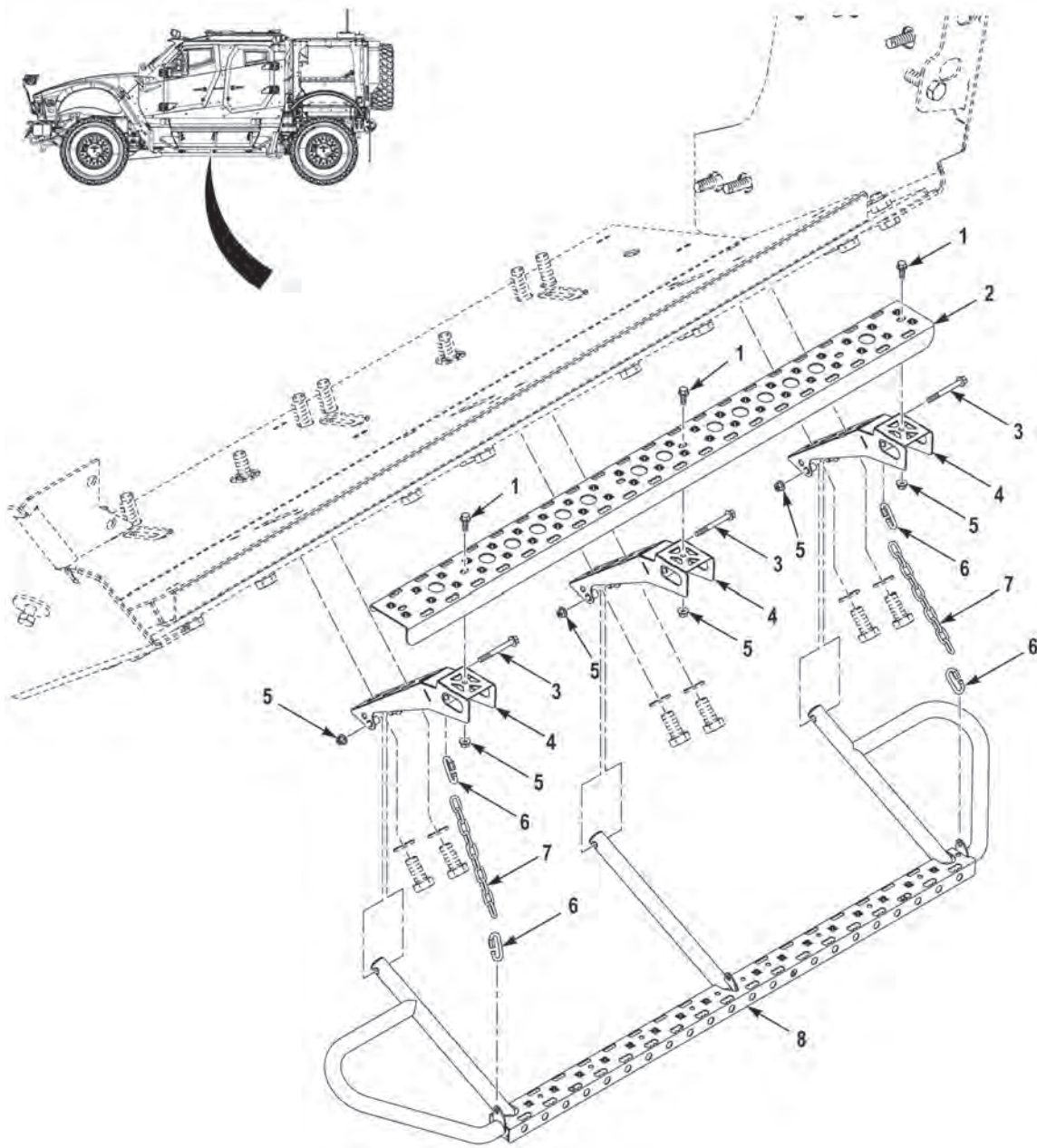


FIGURE 123 - CAPSULE STEPS (M1240A1)

(1) FIG.	(2) ITEM	(3) PART NO.	(4) DESCRIPTION	(5) QTY.	(6) U/M
			GROUP 1801 BODY, CAB, HOOD, AND HULL ASSEMBLIES FIG. 123 CAPSULE STEPS (M1240A1)		
123	1	10823-01171	SCREW,CAP,HEX HEAD,.38-16X1.00 G8 DA . . . . .	6	EA
123	2	3931508	TREAD,METAL,NONSKID,. . . . .	2	EA
123	3	10823-01176	SCREW,CAP,HEX HEAD,.38-16X3.50 G8 DA . . . . .	6	EA
123	4	3931504	BRACKET,VEHICULAR,. . . . .	6	EA
123	5	10823-00817	NUT,SELF-LOCKING,ASSEMBLED WASHER, 3/8 -16. . . . .	12	EA
123	6	45213	LINK,RAPID,1.75X.56X.25 ZC . . . . .	8	EA
123	7	3931849	CHAIN,WELDED, . . . . .	4	EA
123	8	3931516	STEP,TAILGATE, . . . . .	2	EA

END OF FIGURE



---

**FIELD AND SUSTAINMENT MAINTENANCE  
CAPSULE SHELL (M1240)**

---

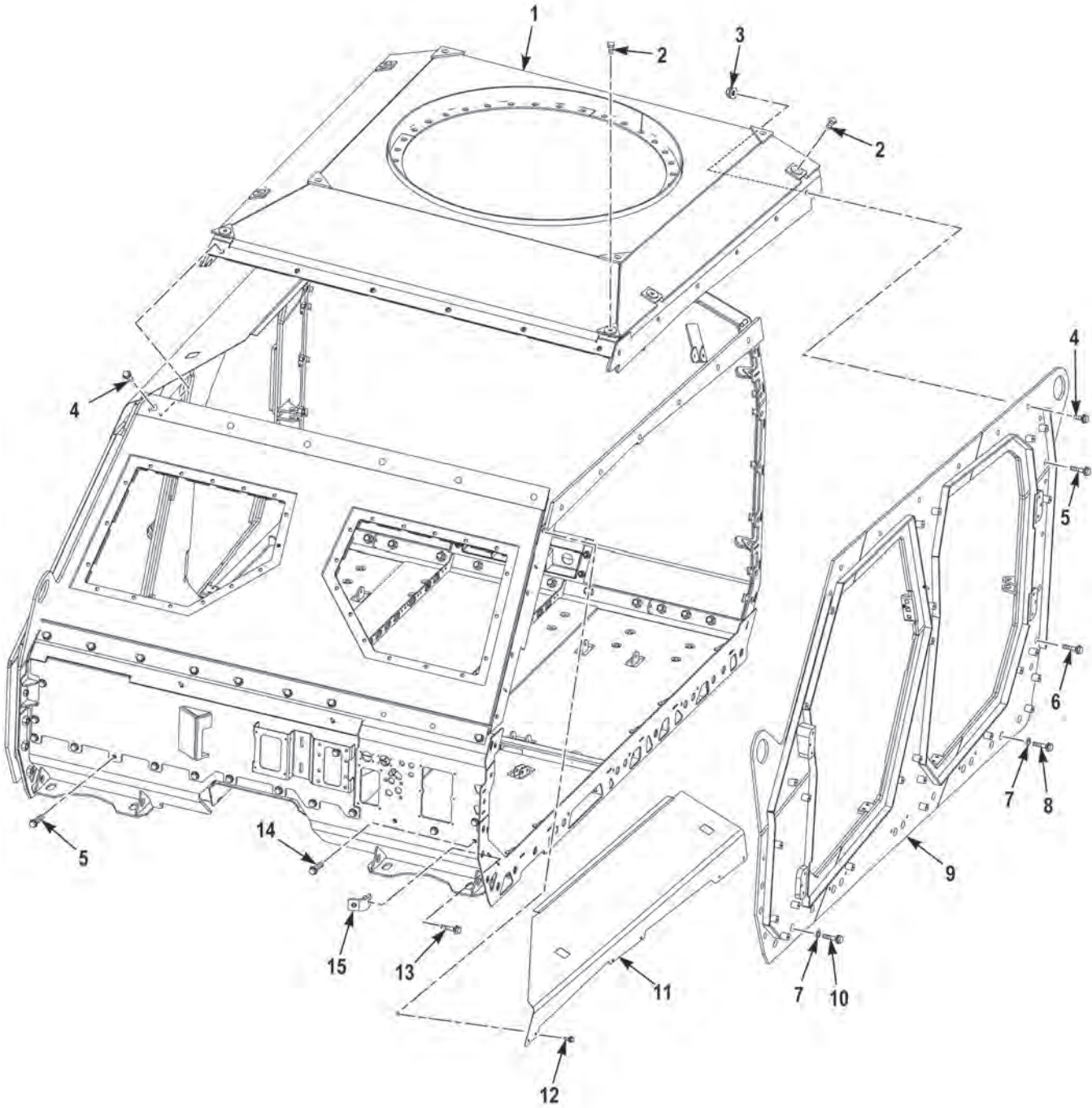


FIGURE 124 - CAPSULE SHELL (M1240) (SHEET 1 OF 5)

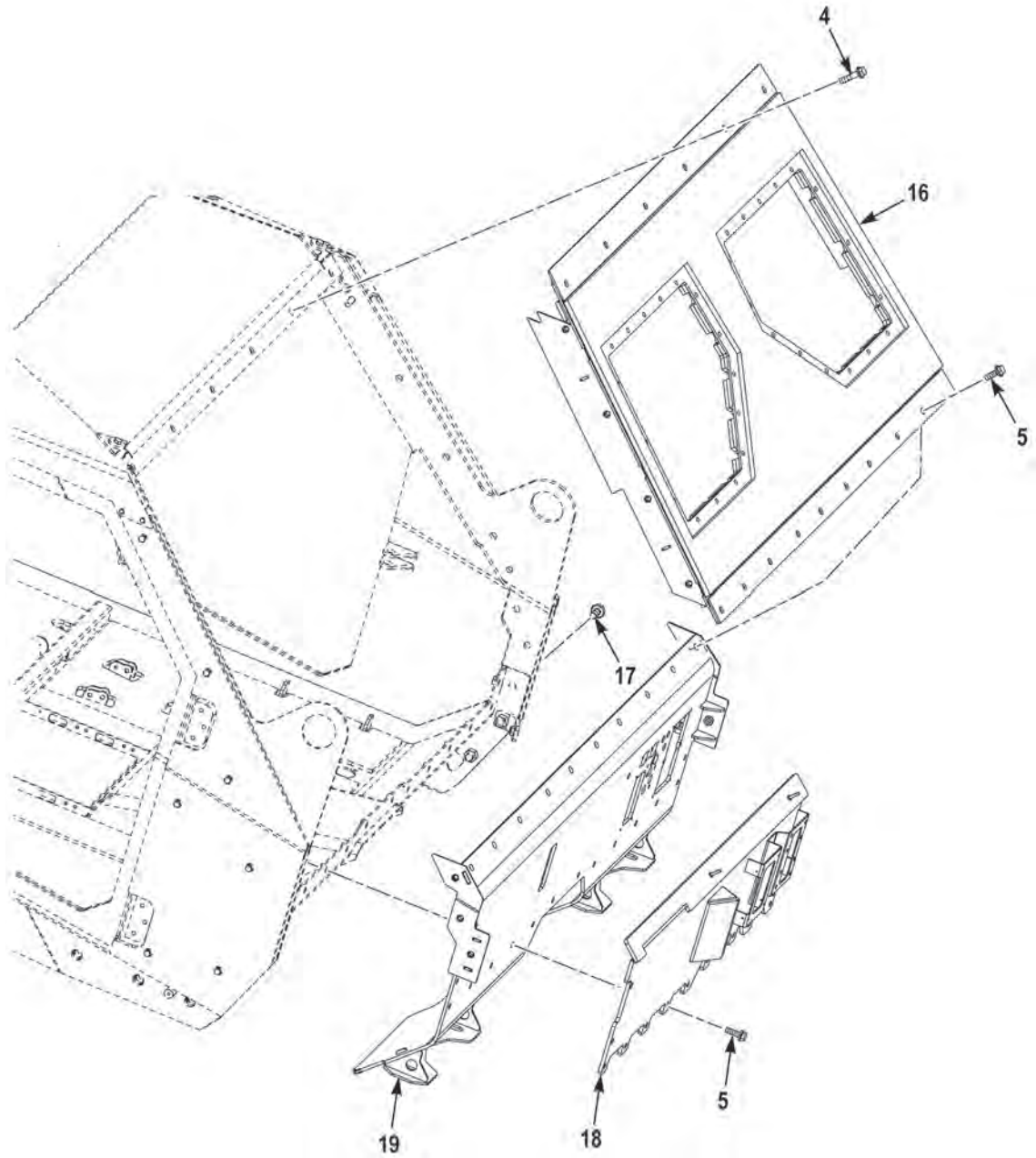


FIGURE 124 - CAPSULE SHELL (M1240) (SHEET 2 OF 5)



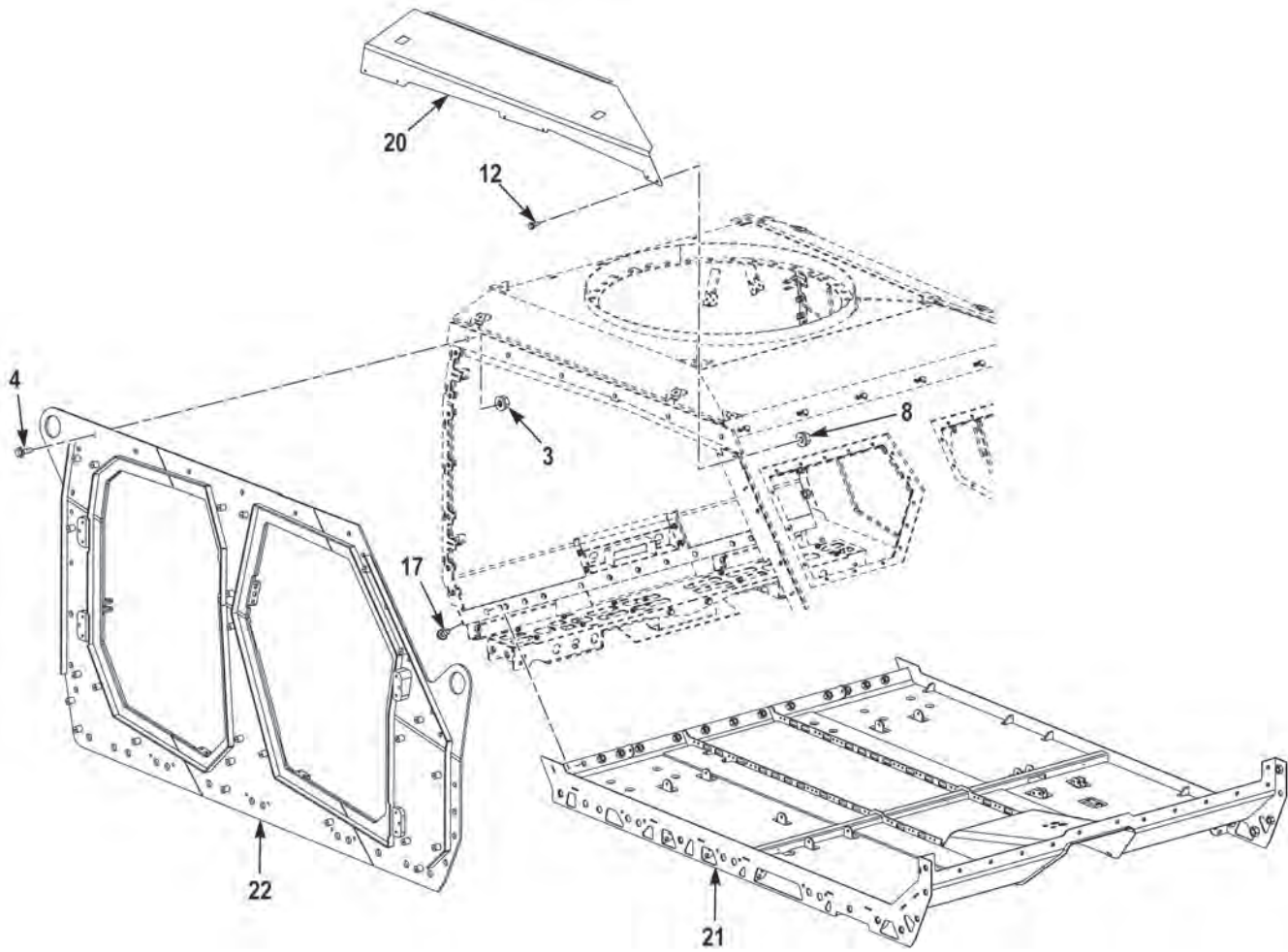


FIGURE 124 - CAPSULE SHELL (M1240) (SHEET 3 OF 5)



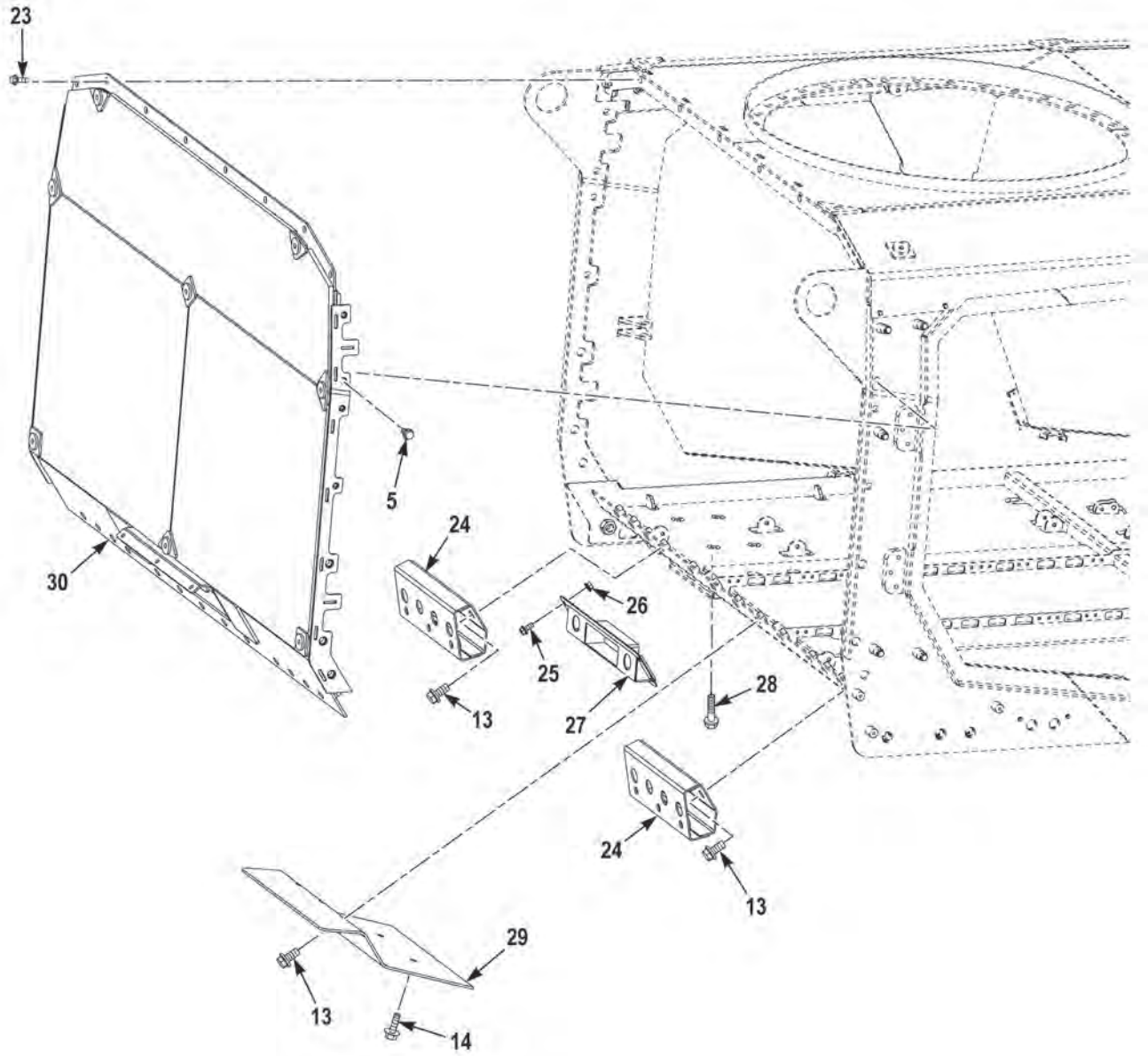


FIGURE 124 - CAPSULE SHELL (M1240) (SHEET 4 OF 5)

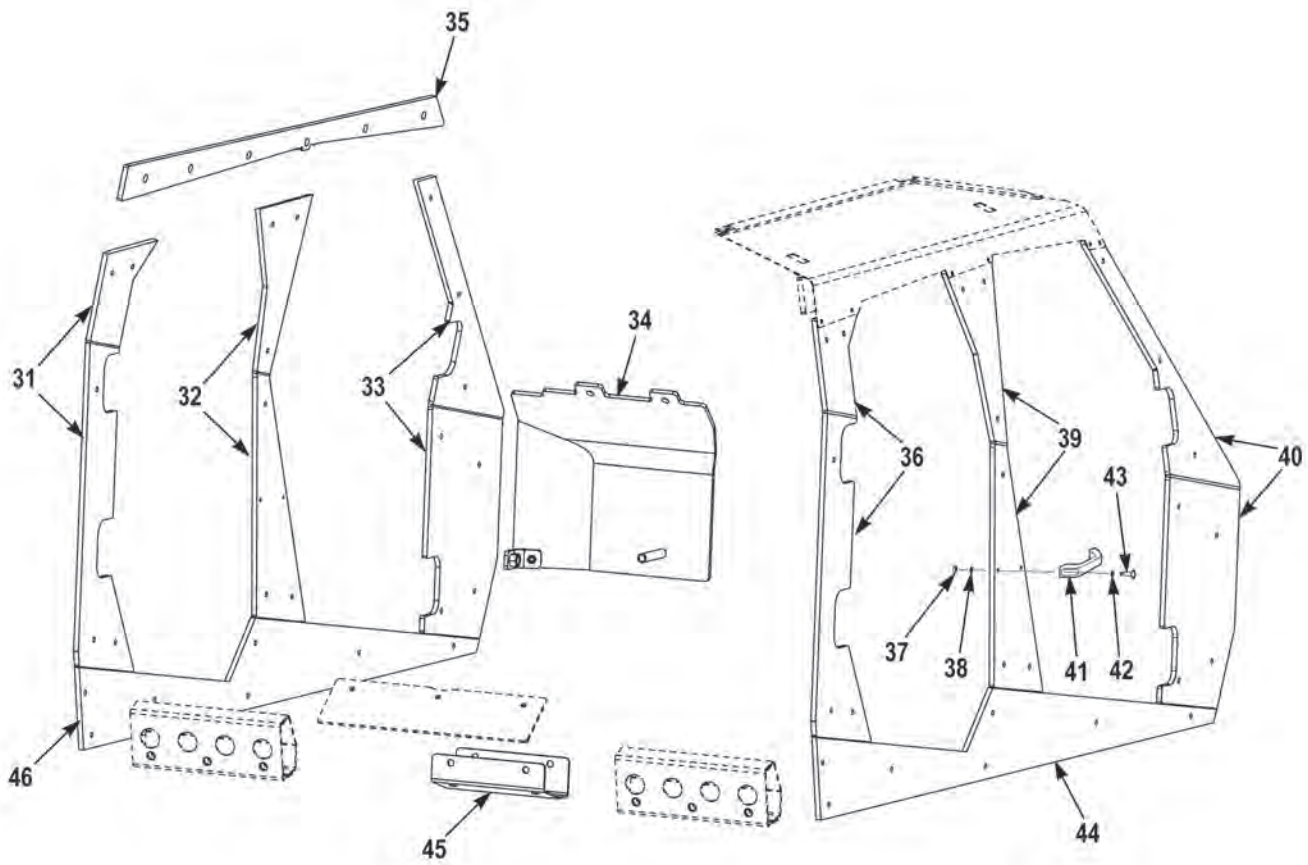


FIGURE 124 - CAPSULE SHELL (M1240) SHEET 5 OF 5)

(1) FIG.	(2) ITEM	(3) PART NO.	(4) DESCRIPTION	(5) QTY.	(6) U/M
			GROUP 1801 BODY, CAB, HOOD, AND HULL ASSEMBLIES FIG 124 CAPSULE SHELL (M1240)		
124	1	3842837	ROOF PANEL, HULL KIT . . . . .	1	EA
124	2	1717190	SCREW, CAP, HEXAGON, M12-1.75 X 25C 10.9 . . . .	14	EA
124	3	3524928001	NUT, SELF-LOCKING, HEXAGON HEAD, M6-1.0 C10. . . . .	12	EA
124	4	3524927121	SCREW, FLANGE, HEXAGON M14 - 2.0 X 60 . . . . .	18	EA
124	5	3524927117	SCREW, FLANGE, HEXAGON M14 - 2.0 X 40 . . . . .	44	EA
124	6	3524927055	SCREW, FLANGE, HEXAGON M10 - 1.5 X 30 . . . . .	36	EA
124	7	3524929008	WASHER, FLAT M24 . . . . .	8	EA
124	8	3823337	SCREW, CAP, HEXAGON HEAD M24 - 3.0 X 70 PO . . . . .	2	EA
124	9	3818479	SIDE WALL PANEL, HULL KIT, LH . . . . .	1	EA
124	10	3830355	SCREW, CAP, HEXAGON M24 - 3.0 X 60 PO. . . . .	6	EA
124	11	3824932	PANEL, ROOF RADIUS, LH. . . . .	1	EA
124	12	3524927002	SCREW, FLANGE, HEXAGON M6 - 1.0 X 16 . . . . .	12	EA
124	13	3524927185	SCREW, FLANGE, HEXAGON M20 - 2.5 X 50 . . . . .	14	EA
124	14	3524927115	SCREW, FLANGE, HEXAGON M14 - 2.0 X 30 . . . . .	9	EA
124	15	3829659	MOUNTING BRACKET, FIREWALL PROTECTION . .	1	EA
124	16	3818476	WINDSCREEN PANEL, HULL KIT. . . . .	1	EA
124	17	3524927183	SCREW, FLANGE, HEXAGON, M20 - 2.5 X 40 C10.9 . . . . .	22	EA
124	18	3823386	FIREWALL PROTECTION, RH, M-ATV . . . . .	1	EA
124	19	3842836	FIREWALL PANEL, HULL KIT . . . . .	1	EA
124	20	3824933	PANEL, ROOF RADIUS, RH . . . . .	1	EA
124	21	3842835	FLOOR PANEL, HULL KIT. . . . .	1	EA
124	22	3818480	SIDE WALL PANEL, HULL KIT, RH . . . . .	1	EA
124	23	3524927119	SCREW, FLANGE, HEXAGON M14 - 2.0 X 50 . . . . .	6	EA
124	24	3829631	BRACKET, MOUNTING, RR WHEEL DEFLECTOR . .	2	EA
124	25	3524927083	SCREW, FLANGE, HEXAGON, M12 - 1.75 X 25 C10.9 . . . . .	4	EA
124	26	3524928004	NUT, SELF-LOCKING, HEXAGON HEAD, M12 - 1.75 C10. . . . .	4	EA
124	27	3822341	BRACKET WELDMENT, ELEC PANEL, REAR . . . . .	1	EA
124	28	3524927144	SCREW, FLANGE, HEXAGON M16 - 2.0 X 30 . . . . .	8	EA
124	29	3823420	PANEL, TCASE DEFLECTOR, HULL KIT . . . . .	1	EA
124	30	3818477	REAR WALL PANEL, HULL KIT. . . . .	1	EA
124	31	3829154	KIT, PANEL, LEFT SIDE, REAR. . . . .	1	EA
124	32	3829564	KIT, PANEL, LEFT SIDE, MIDDLE . . . . .	1	EA
124	33	3829150	KIT, PANEL, LEFT SIDE, FORWARD . . . . .	1	EA
124	34	3823385	KIT, FIREWALL PROTECTOR. . . . .	1	EA

(1) FIG.	(2) ITEM	(3) PART NO.	(4) DESCRIPTION	(5) QTY.	(6) U/M
124	35	3829156	PANEL, ARMOR, ADDON, UPPER . . . . .	2	EA
124	36	3829155	KIT, PANEL, RIGHT SIDE, REAR	1	EA
124	37	1376550	NUT, SELF-LOCKING, HEXAGON, #10 - 24 . . . . .	2	EA
124	38	1379HX	WASHER, FLAT #10 X .50 X .05 . . . . .	2	EA
124	39	3829565	KIT, PANEL, RIGHT SIDE, MIDDLE . . . . .	1	EA
124	40	3829151	KIT, PANEL, RIGHT SIDE, FORWARD . . . . .	1	EA
124	41	3192887	HANDLE . . . . .	2	EA
124	42	52813AX	WASHER, FLAT #10 X .41 X .05 . . . . .	2	EA
124	43	104640A	SCREW, PAN HEAD, XR #10 - 24 X 1.50 . . . . .	2	EA
124	44	3833541	KIT, PANEL, RIGHT SIDE, LOWER . . . . .	1	EA
124	45	3846424	KIT, T-CASE PROTECTION . . . . .	1	EA
124	46	3829157	KIT, PANEL, LEFT SIDE LOWER . . . . .	1	EA
124	NI	3846189	BEAM, FLOOR SUPPORT, WELDMENT . . . . .	1	EA
124	NI	3829149	SIDEWALL PROTECTION ASSEMBLY, ADDON . . . . .	1	EA

END OF FIGURE

---

**FIELD AND SUSTAINMENT MAINTENANCE  
CAPSULE SHELL (M1240A1)**

---

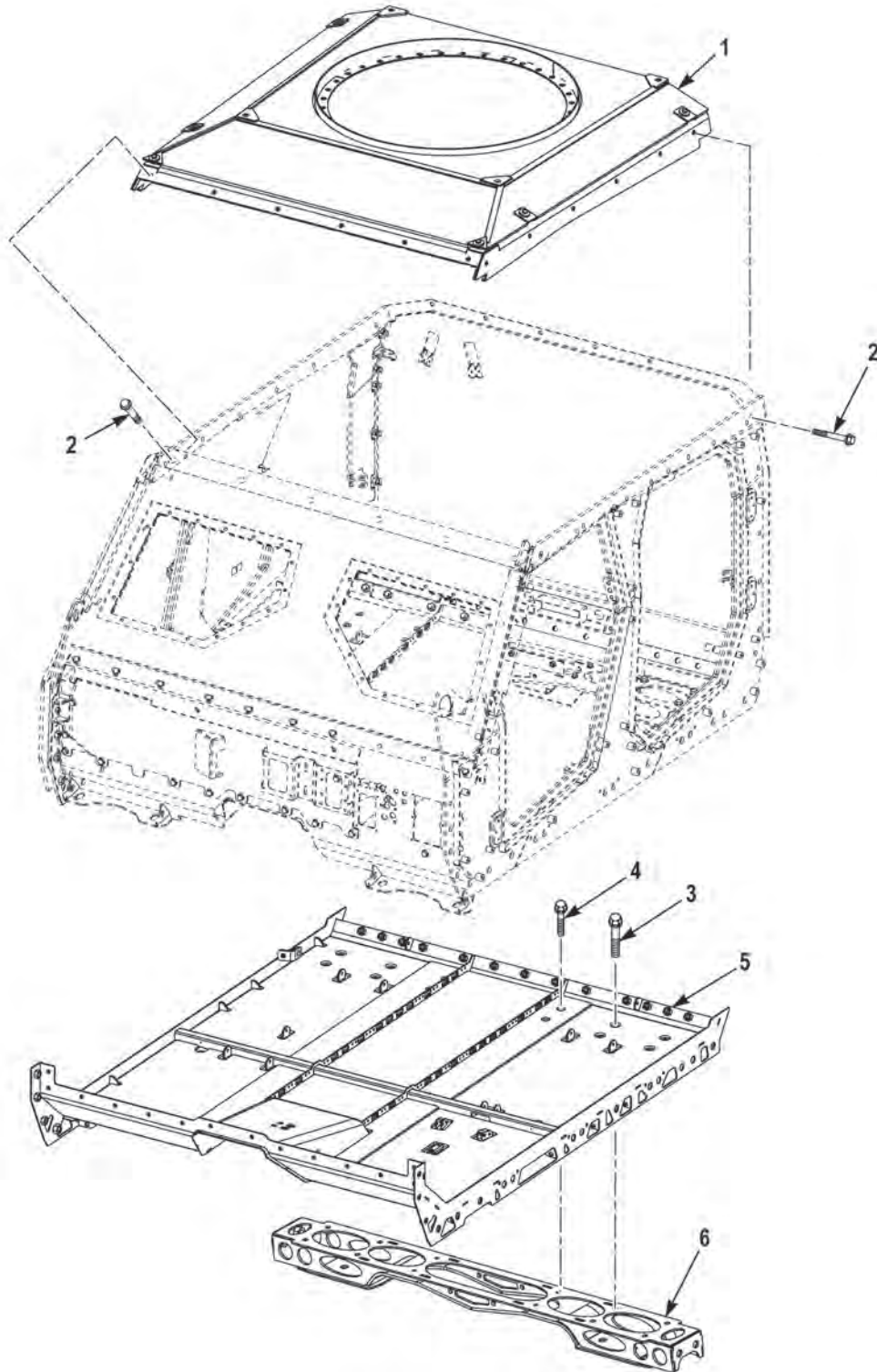


FIGURE 125 - CAPSULE SHELL (M1240A1) (SHEET 1 OF 7)



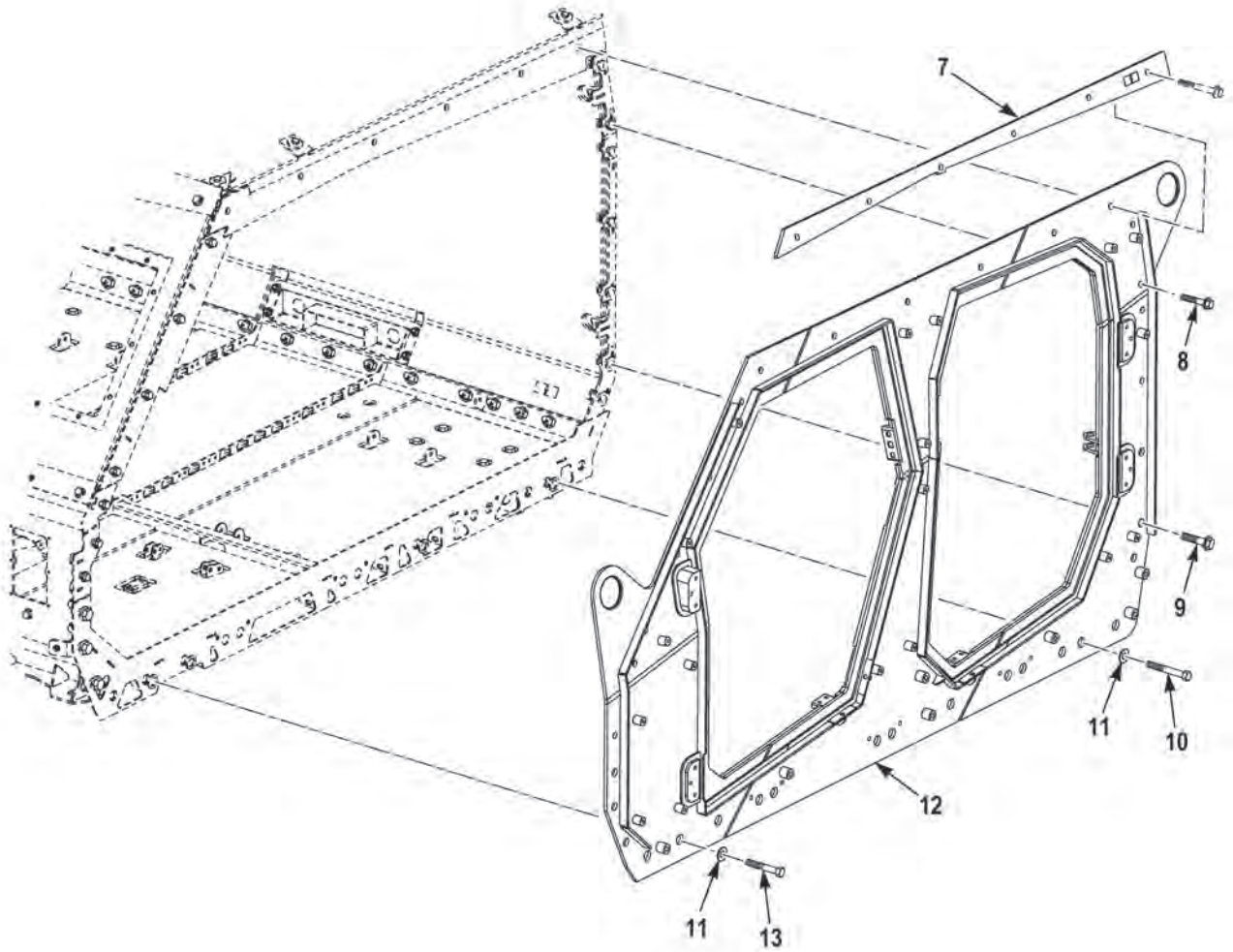


FIGURE 125 - CAPSULE SHELL (M1240A1) (SHEET 2 OF 7)

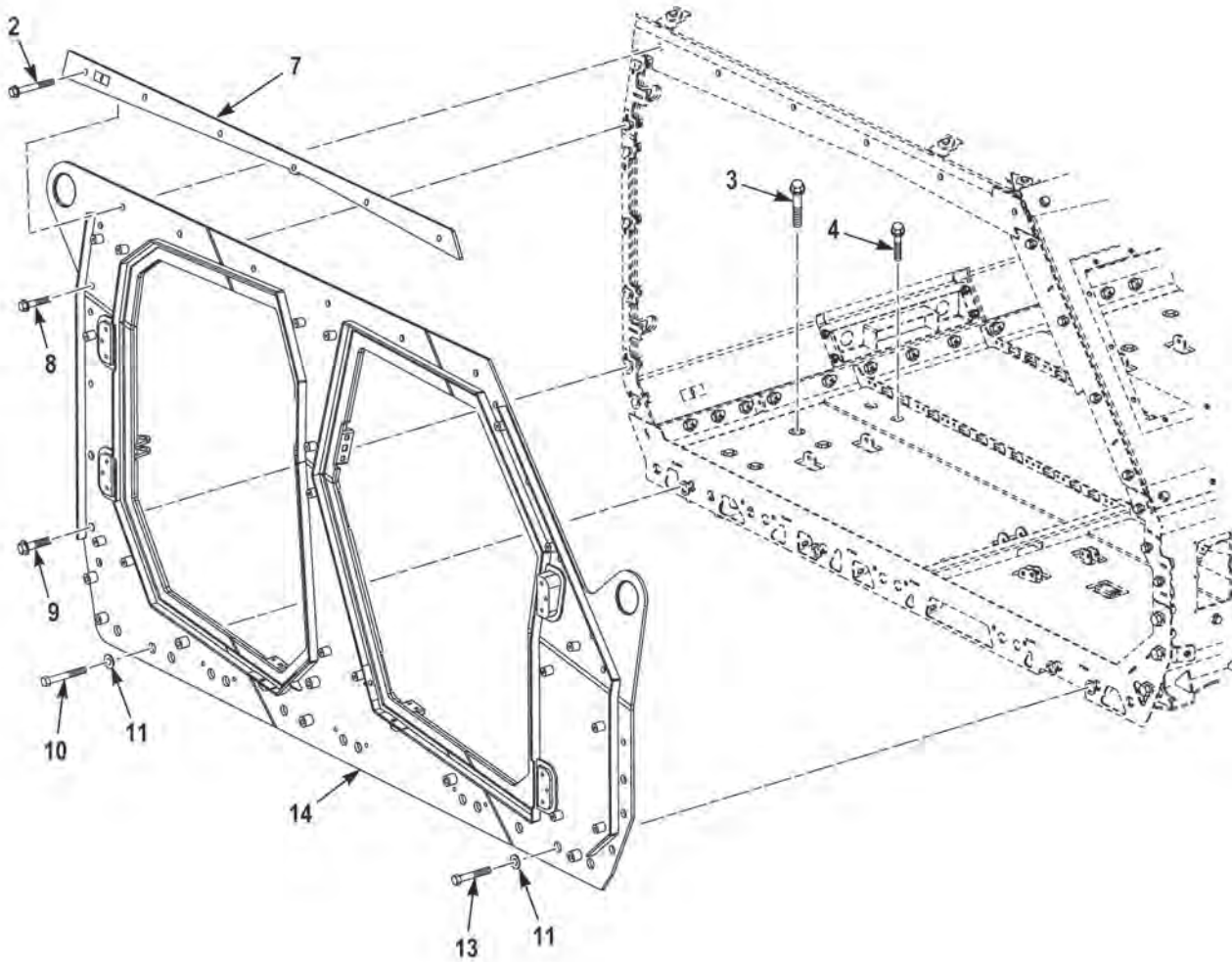


FIGURE 125 - CAPSULE SHELL (M1240A1) (SHEET 3 OF 7)



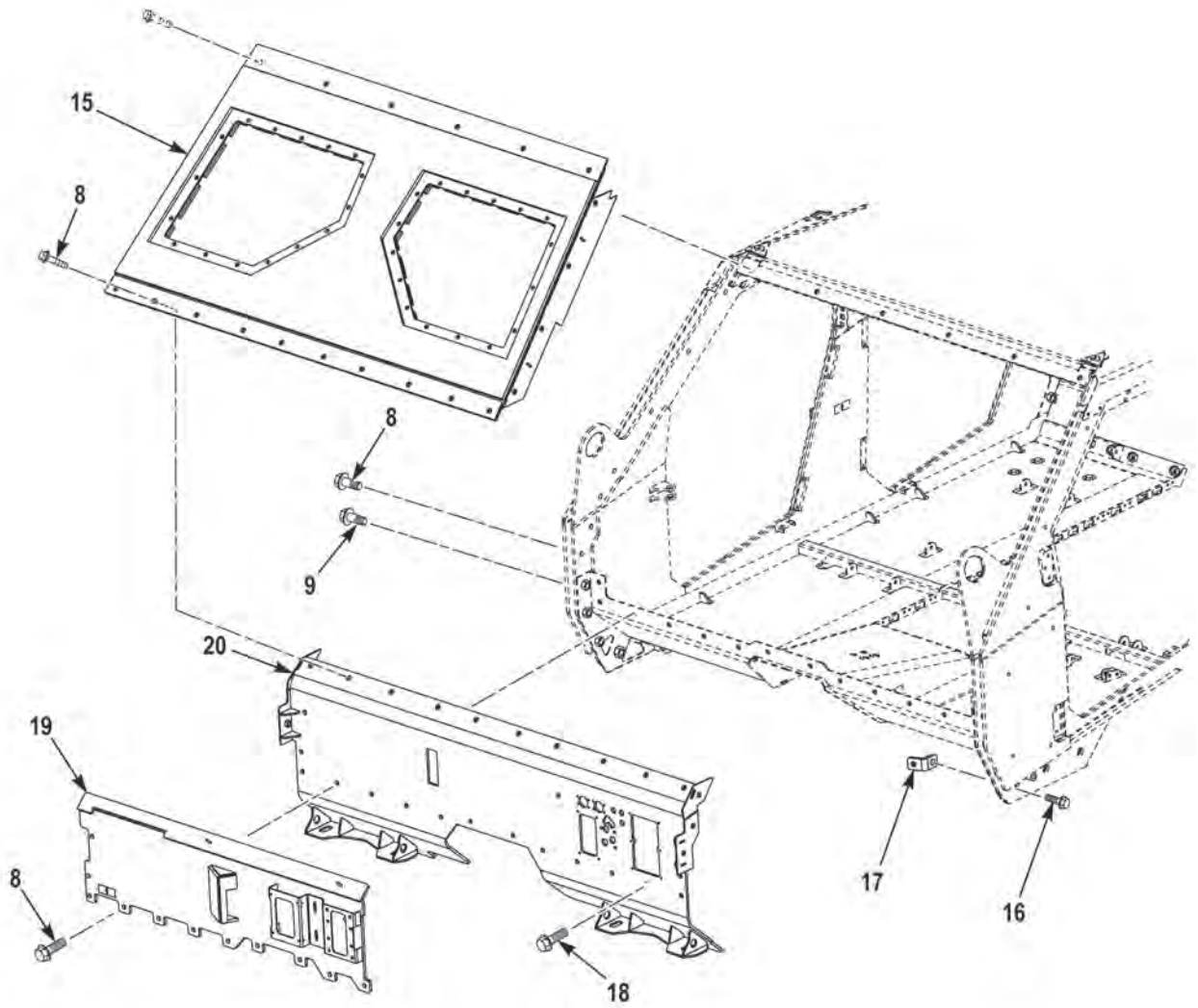


FIGURE 125 - CAPSULE SHELL (M1240A1) (SHEET 4 OF 7)

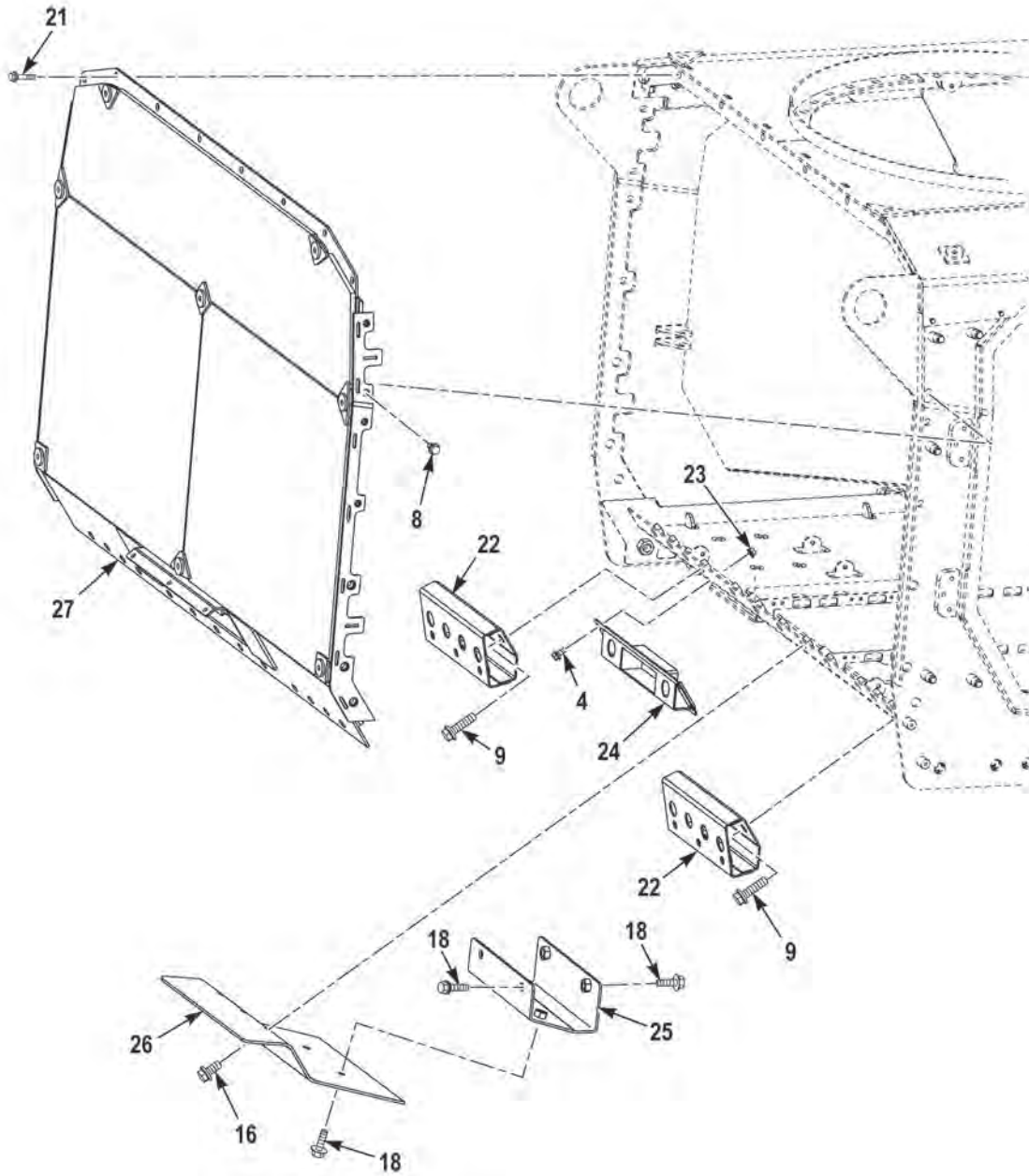


FIGURE 125 - CAPSULE SHELL (M1240A1) (SHEET 5 OF 7)

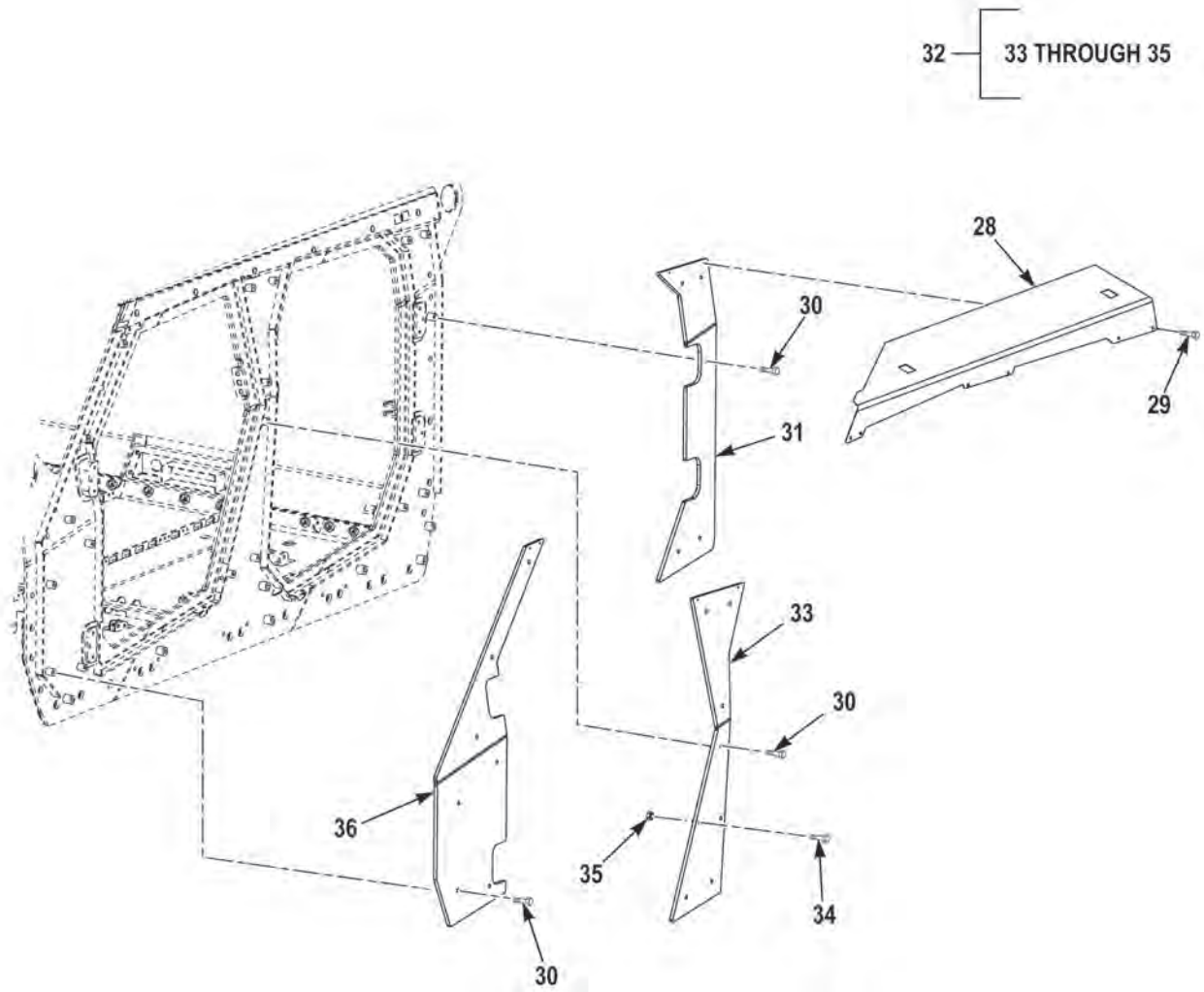


FIGURE 125 - CAPSULE SHELL (M1240A1) (SHEET 6 OF 7)

39 — 40 THROUGH 42

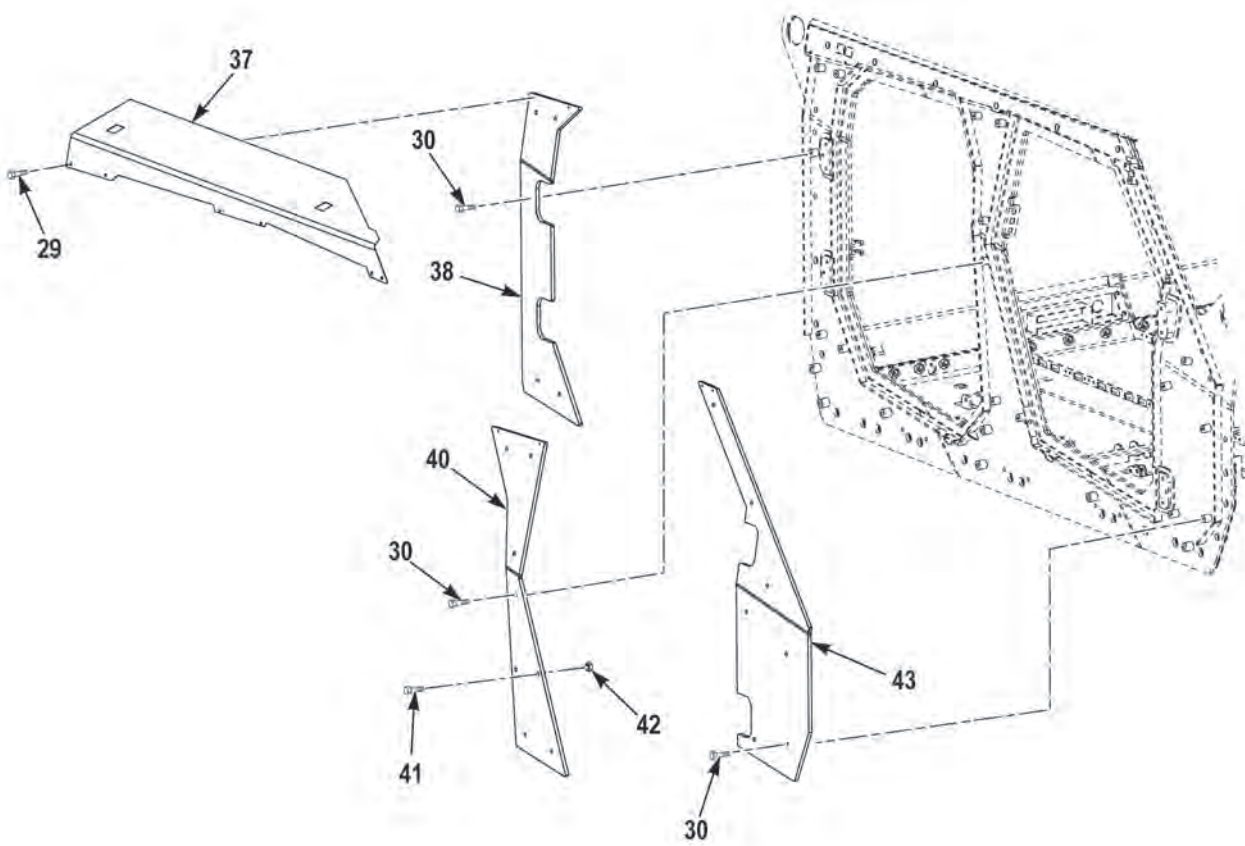


FIGURE 125 - CAPSULE SHELL (M1240A1) (SHEET 7 OF 7)

(1) FIG.	(2) ITEM	(3) PART NO.	(4) DESCRIPTION	(5) QTY.	(6) U/M
			GROUP 1801 BODY, CAB, HOOD, AND HULL ASSEMBLIES FIG. 125 CAPSULE SHELL (M1240A1)		
125	1	0398112172-00	ROOF PANEL, . . . . .	1	EA
125	2	3873520	SCREW,CAP,HEX HEAD,M14-2.0 X 60 MM. . . . .	18	EA
125	3	3524927144	SCREW,CAP,HEX HEAD,M16-2.0 X 30 MM . . . . .	8	EA
125	4	3524927083	SCREW,CAP,HEX HEAD,M12-1.75 X 25 MM . . . . .	8	EA
125	5	0398112193-00	FLOOR PANEL,HULL KI, . . . . .	1	EA
125	6	3846189	BEAM,FLOOR SUPPORT, . . . . .	1	EA
125	7	0312105246-00	PANEL,ARMOR,UPPER. . . . .	2	EA
125	8	3524927117	SCREW,CAP,HEX HEAD,M14-2.0 X 40 MM . . . . .	44	EA
125	9	3524927183	SCREW,CAP,HEX HEAD,M20-2.5 X 40 MM . . . . .	11	EA
125	10	3823337	SCREW,CAP,HEX HEAD,M24-3.0 X 70 MM . . . . .	2	EA
125	11	10823-06852	WASHER,FLAT,M24 X 44 X 4 DG . . . . .	8	EA
125	12	0398112183-00	SIDE WALL PANEL,HUL,RH . . . . .	1	EA
125	13	3830355	SCREW,CAP,HEX HEAD,M24-3.0 X 60 MM . . . . .	6	EA
125	14	0398112179-00	SIDE WALL PANEL,HUL,LH. . . . .	1	EA
125	15	0312105707-00	FRAME,WINDOW, . . . . .	1	EA
125	16	3524927185	SCREW,CAP,HEX HEAD,M20-2.5 X 50 MM . . . . .	14	EA
125	17	3829659	BRACKET,. . . . .	1	EA
125	18	3524927115	SCREW,CAP,HEX HEAD,M14-2.0 X 30 MM . . . . .	9	EA
125	19	0312105333-00	BODY,PANEL,FIREWALL . . . . .	1	EA
125	20	0312106939-00	FIREWALL PANEL,. . . . .	1	EA
125	21	3524927119	SCREW,CAP,HEX HEAD,M14-2.0 X 50 MM . . . . .	6	EA
125	22	0312104445-00	BRACKET,. . . . .	2	EA
125	23	3524928004	NUT,PLAIN,WASHER,M12-1.75. . . . .	4	EA
125	24	3822341	BRACKET,. . . . .	1	EA
125	25	0312107193-00	BRACKET,TCASE,DEFLECTOR MOUNTING . . . . .	1	EA
125	26	0312104956-00	ARMOR,SUPPLEMENTAL . . . . .	1	EA
125	27	0312105708-00	PANEL,BODY,REAR WALL . . . . .	1	EA
125	28	0312106878-00	PANEL,BODY,VEHICULAR,LH. . . . .	1	EA
125	29	3524927002	BOLT,ASSEMBLED WASH,M6-1.0 X 16 MM. . . . .	12	EA
125	30	3524927055	SCREW,CAP,HEX HEAD,M10-1.5 X 30 MM . . . . .	36	EA
125	31	0312105223-00	ARMOR,SUPPLEMENTAL,SMALL ARMS-FRAGMENTATION PROTECTIVE . . . . .	1	EA
125	32	3980010	PANEL,ARMOR,B PILLA,LH . . . . .	1	EA
125	33	0312105224-00	. ARMOR,SUPPLEMENTAL,SMALL ARMS-FRAGMENTATION PROTECTIVE . . . . .	1	EA
125	34	3266316	. SCREW,CAP,HEX HEAD,.31-18 X 1.00 G8 DA . . . .	2	EA
125	35	3266308	. NUT,SELF-LOCKING,.31-18 G8 DA . . . . .	2	EA

(1) FIG.	(2) ITEM	(3) PART NO.	(4) DESCRIPTION	(5) QTY.	(6) U/M
125	36	0312105225-00	ARMOR,SUPPLEMENTAL,SMALL ARMS-FRAGMENTATION PROTECTIVE .....	1	EA
125	37	0312106877-00	PLATE,MOUNTING,VEHICULAR,RH .....	1	EA
125	38	0312105512-00	ARMOR,SUPPLEMENTAL,SMALL ARMS-FRAGMENTATION PROTECTIVE .....	1	EA
125	39	3980009	PANEL,ARMOR,B PILLA,RH .....	1	EA
125	40	0312105511-00	. ARMOR,SUPPLEMENTAL,SMALL ARMS-FRAGMENTATION PROTECTIVE .....	1	EA
125	41	3266316	. SCREW,CAP,HEX HEAD,.31-18 X 1.00 G8 DA . . . .	2	EA
125	42	3266308	. NUT,SELF-LOCKING,.31-18 G8 DA .....	2	EA
125	43	0312105510-00	ARMOR,SUPPLEMENTAL,SMALL ARMS-FRAGMENTATION PROTECTIVE .....	1	EA

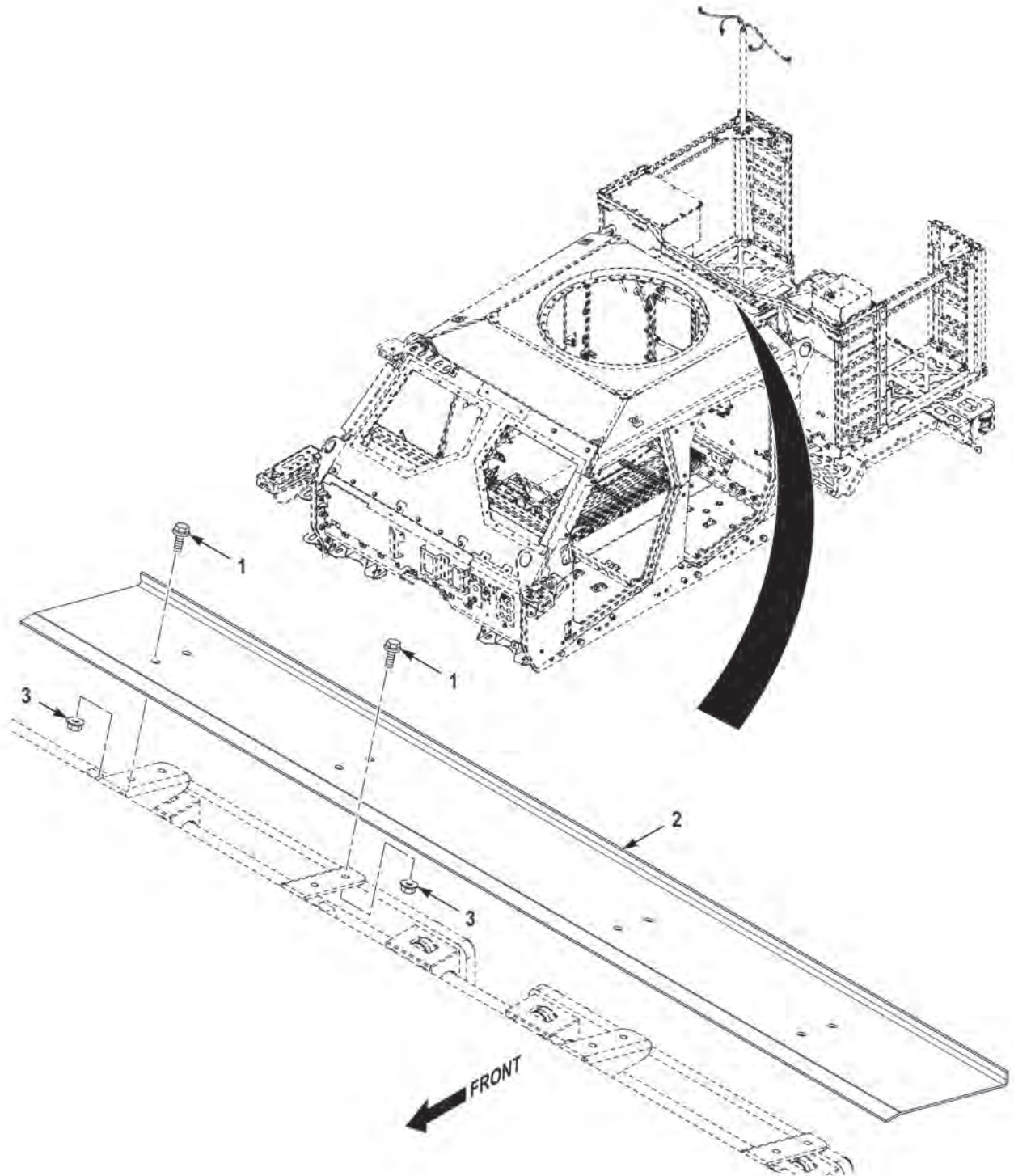
END OF FIGURE



---

**FIELD AND SUSTAINMENT MAINTENANCE  
CAPSULE SHELL (M1245)**

---



**FIGURE 126 - CAPSULE SHELL (M1245) (SHEET 1 OF 4)**

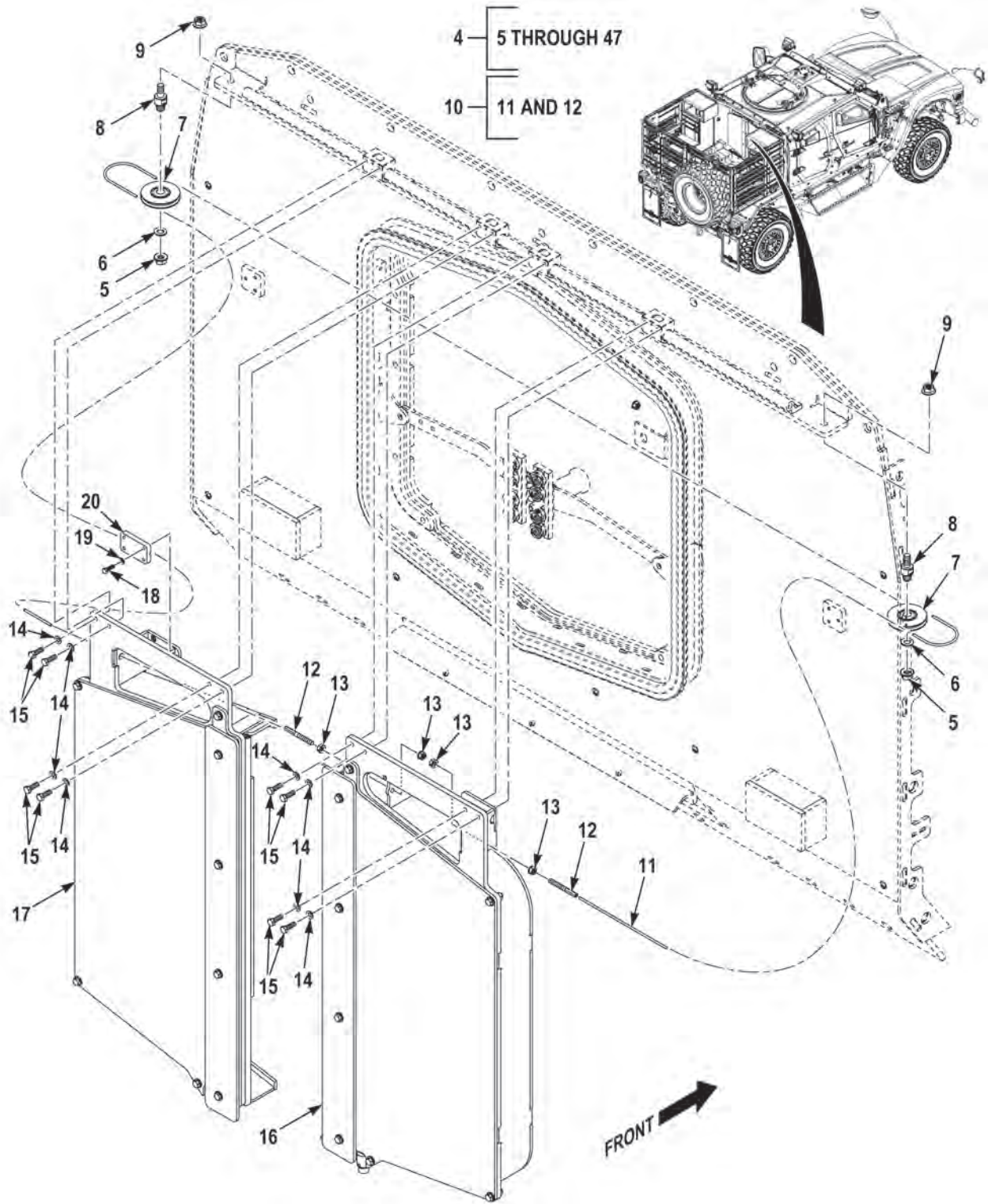


FIGURE 126 - CAPSULE SHELL (M1245) (SHEET 2 OF 4)



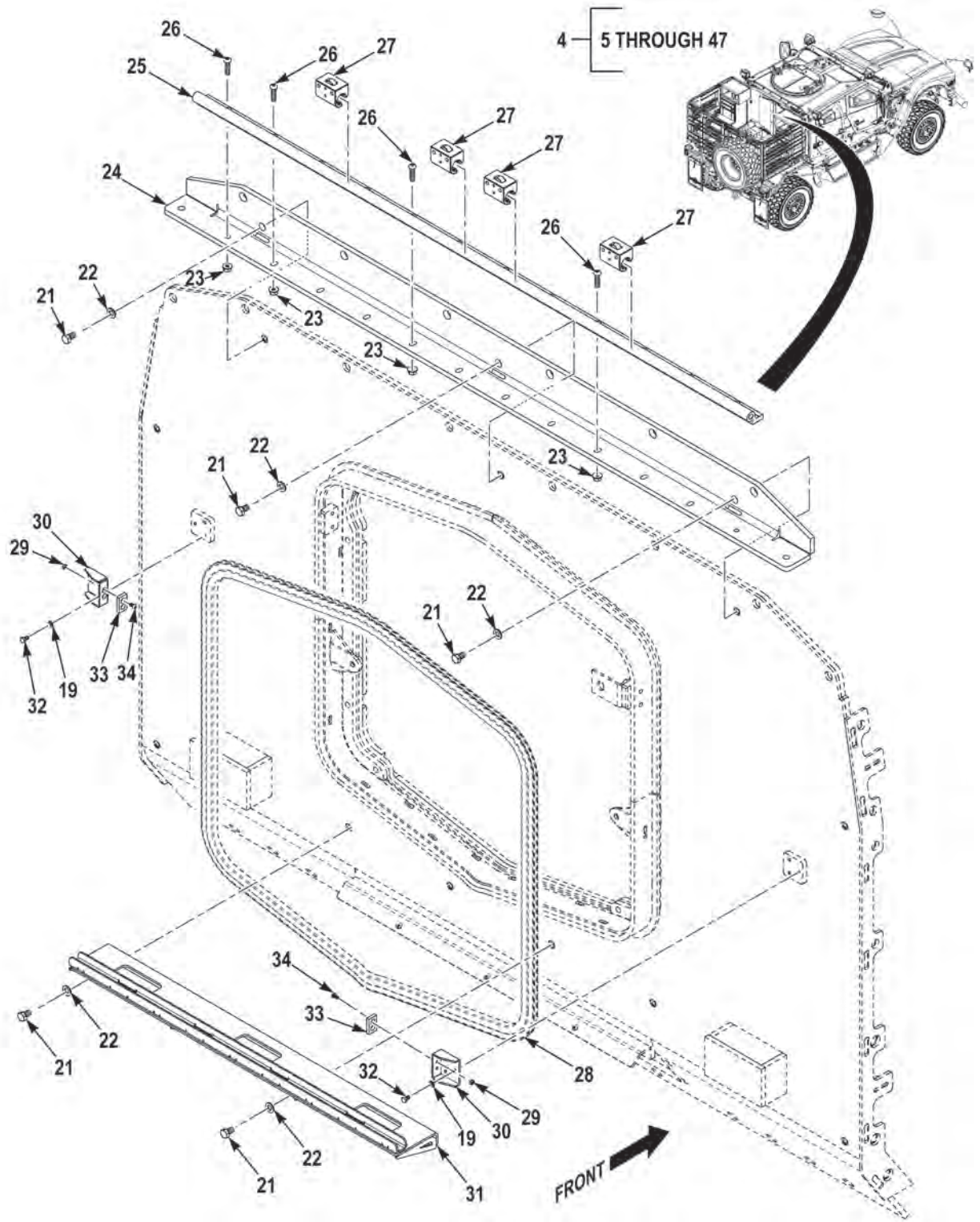


FIGURE 126 - CAPSULE SHELL (M1245) (SHEET 3 OF 4)

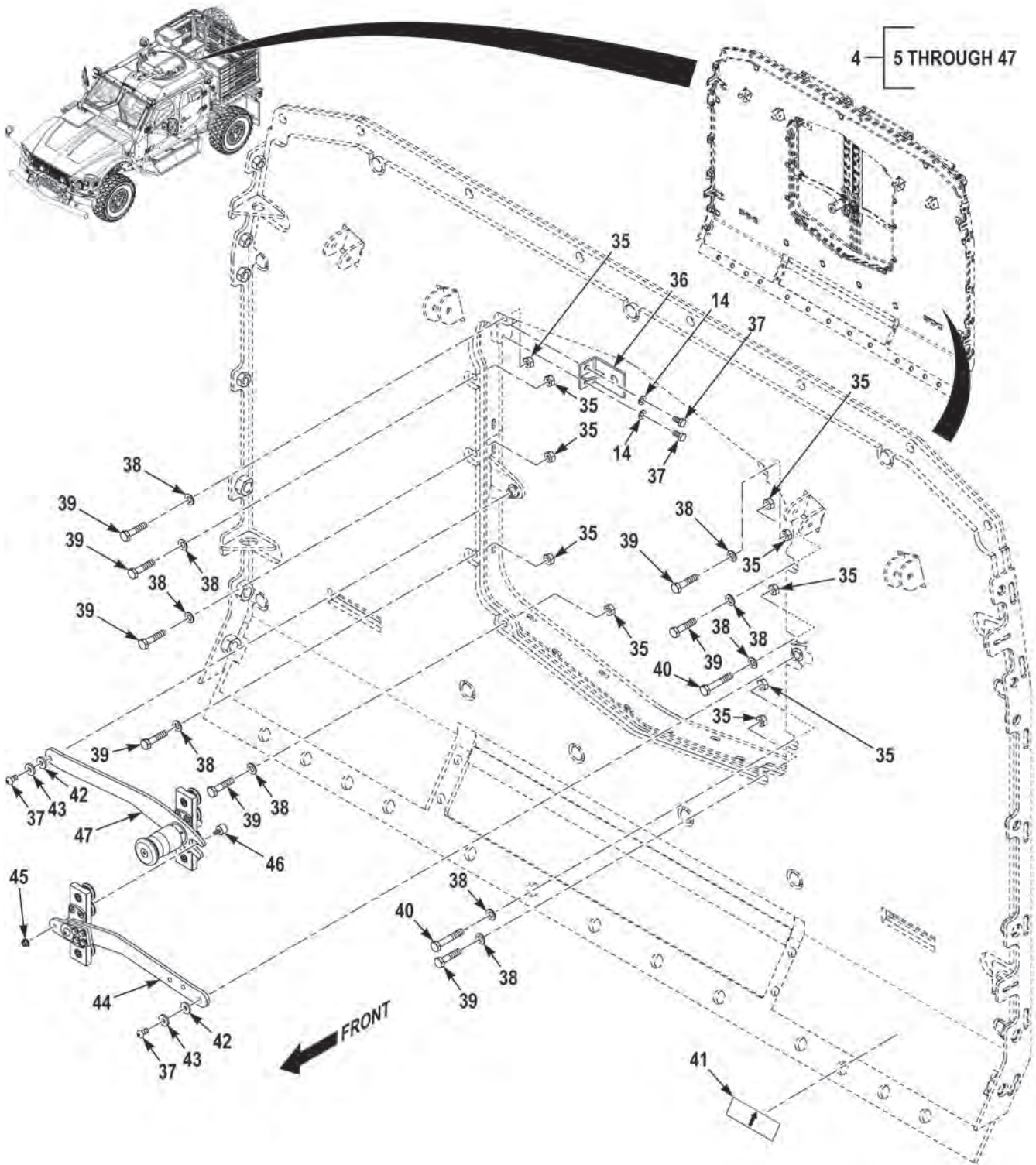


FIGURE 126 - CAPSULE SHELL (M1245) (SHEET 4 OF 4)

(1) FIG.	(2) ITEM	(3) PART NO.	(4) DESCRIPTION	(5) QTY.	(6) U/M
			GROUP 1801 BODY, CAB, HOOD, AND HULL ASSEMBLIES FIG. 126 CAPSULE SHELL (M1245)		
126	1	3524927002	BOLT,ASSEMBLED WASH,M6-1.0X16 C10.9 DG . . .	8	EA
126	2	0355000167-00	COVER, WALL HATCH,REAR . . . . .	1	EA
126	3	3524928001	NUT,SELF-LOCKING,M6-1.0 C10 DG . . . . .	8	EA
126	4	0355000154-00	PANEL,BODY,REAR WALL . . . . .	1	EA
126	5	5330000085-00	. NUT,PLAIN,HEX,M12X1.75 C10 DIN 934 . . . . .	2	EA
126	6	5320000185-00	. WASHER, FLAT,M12X20X2 DIN 433 . . . . .	2	EA
126	7	0355000085-00	. PULLY . . . . .	2	EA
126	8	0355000070-00	. BOSS, PULLY . . . . .	2	EA
126	9	5330000031-00	. FLANGE NUT,M12X1.75 DIN 6923 C10. . . . .	2	EA
126	10	0355000083-00	. CABLE ASSEMBLY . . . . .	1	EA
126	11	0355000083-00XA1	.. CABLE . . . . .	1	EA
126	12	0355000083-00XA2	.. CONNECTOR, TUBE . . . . .	2	EA
126	13	5330000004-00	. NUT,PLAIN,HEX,M8X1 .25 DIN 934 C10 . . . . .	4	EA
126	14	5320000132-00	. WASHER,FLAT,M8X18X2. . . . .	10	EA
126	15	5310000033-00	. SCREW,CAP,HEX HEAD,M8X25 DIN 933, C10.9 . .	8	EA
126	16	0355000089-00	. DOOR, CAB,REAR, RIGHT . . . . .	1	EA
126	17	0355000088-00	. DOOR, CAB,REAR, LEFT . . . . .	1	EA
126	18	5310000021-00	. SCREW,CAP,HEX HEAD,M6X20 DIN 933 . . . . .	4	EA
126	19	5320000011-00	. WASHER,FLAT,M6X12X1.6 . . . . .	10	EA
126	20	0355000109-00	. BRACKET . . . . .	1	EA
126	21	5310000730-00	. SCREW,CAP,HEX HEAD,M10X25 DIN 933 C10.9 .	7	EA
126	22	5320000029-00	. WASHER, FLAT,M10X21X3 . . . . .	7	EA
126	23	5330000032-00	. NUT,HEX,FLANGE,M8X1.25 DIN 6923, C10. . . . .	12	EA
126	24	0355000051-00	. TRACK,DOOR . . . . .	1	EA
126	25	0355000229-00	. DRYLIN . . . . .	1	EA
126	26	5310000179-00	. SCREW,CAP,HEX HEAD,M8X25 ISO 7380 C10.9 .	12	EA
126	27	5340001010-00	. BEARING, BRACKET,WJRM-01-20(IGUS) . . . . .	4	EA
126	28	0355107952-00	. SEAL, RUBBER . . . . .	1	EA
126	29	2KP284	. NUT,PLAIN,HEX,M5X0.8 DIN 6923 C8 . . . . .	4	EA
126	30	0355000107-00	. STOPPER . . . . .	2	EA
126	31	0355000079-00	. BRACKET, DOOR,LOWER. . . . .	1	EA
126	32	5310000796-00	. SCREW,CAP,HEX HEAD,M6X10 DIN 933 C10.9 . .	6	EA
126	33	0355107959-00	. BUMPER . . . . .	2	EA
126	34	5310000155-00	. SCREW,CAP,HEX HEAD,M5X10 ISO 7380 C8.8 . .	4	EA
126	35	5330000005-00	. NUT,PLAIN,HEX,M10X1.5 DIN 934 C10 . . . . .	10	EA
126	36	0355000126-00	. STOPPER . . . . .	1	EA
126	37	5310000024-00	. SCREW,CAP,HEX HEAD,M8X16 DIN 933 C10.9 . .	4	EA

(1) FIG.	(2) ITEM	(3) PART NO.	(4) DESCRIPTION	(5) QTY.	(6) U/M
126	38	5320000078-00	. WASHER, FLAT10X25X3 . . . . .	10	EA
126	39	5310000745-00	. SCREW,CAP,HEX HEAD,M10X45 DIN 933 C10.9 . .	8	EA
126	40	5310000492-00	. SCREW,CAP,HEX HEAD,M10X65 DIN 931 C10.9 . .	2	EA
126	41	5570000092-00	. TAG,ID . . . . .	1	EA
126	42	5340001007-00	. SPACER,GTM-1420-015 . . . . .	2	EA
126	43	2597142C1	. WASHER,FLAT,5/16X7/8X1/8 . . . . .	2	EA
126	44	0355000212-00	. MECHANISM, DOOR,RIGHT . . . . .	1	EA
126	45	5330000016-00	. NUT,PLAIN,HEX,M6 DIN 1587 C8 . . . . .	1	EA
126	46	5340001016-00	. CAM FOLLOWER,CF6BUU (IKO) . . . . .	1	EA
126	47	0355000211-00	. MECHANISM, DOOR,LEFT . . . . .	1	EA

END OF FIGURE

---

**FIELD AND SUSTAINMENT MAINTENANCE  
DASHBOARD INSTALLATION (M1240)**

---



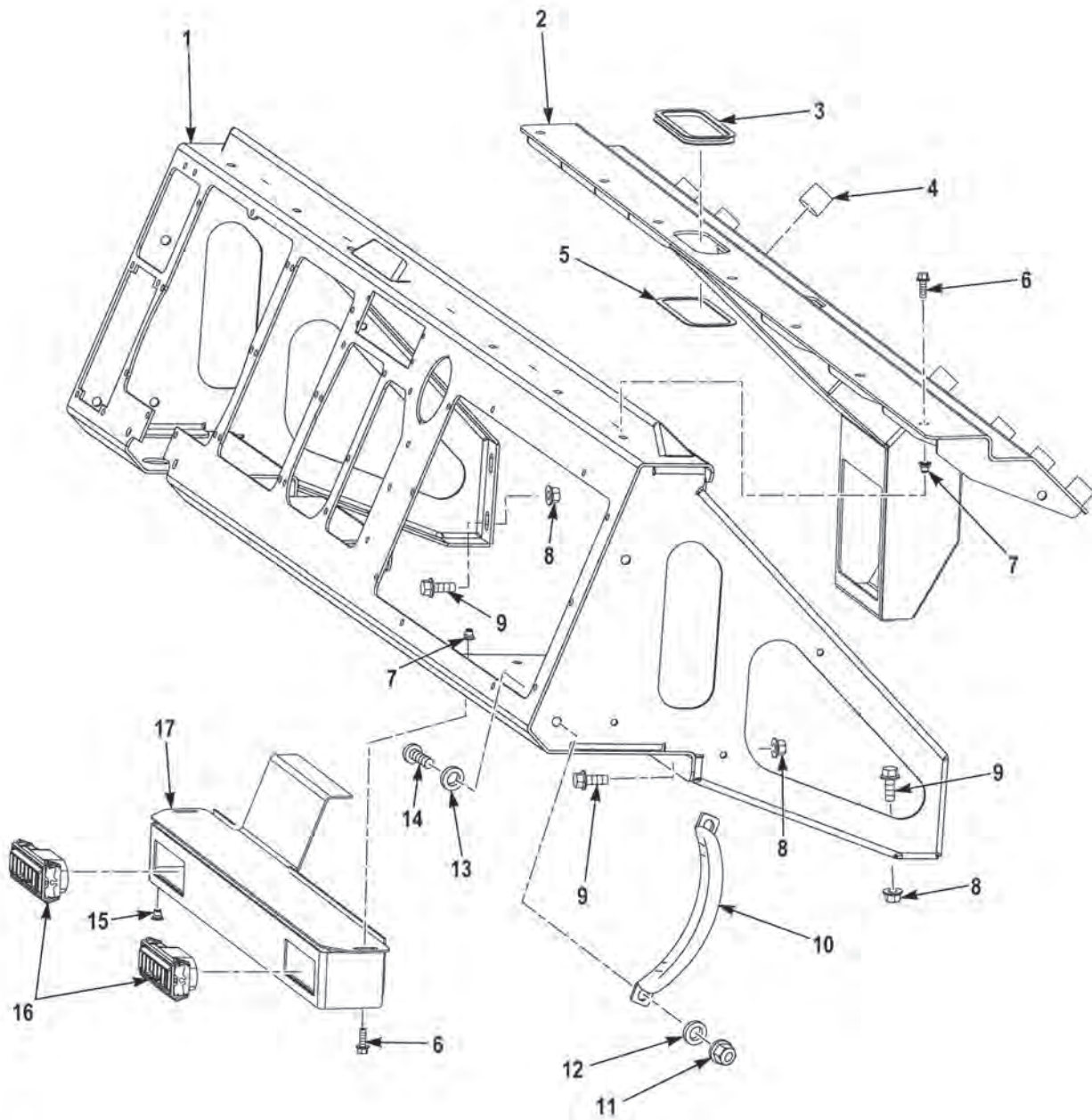


FIGURE 127 - DASHBOARD INSTALLATION (M1240)

(1) FIG.	(2) ITEM	(3) PART NO.	(4) DESCRIPTION	(5) QTY.	(6) U/M
			GROUP 1801 BODY, CAB, HOOD, AND HULL ASSEMBLIES FIG 127 DASHBOARD INSTALLATION (M1240)		
127	1	3844124	DASH, WELDMENT . . . . .	1	EA
127	2	3826297	BRACKET, DASH MOUNTING, UPPER WELDMENT.	1	EA
127	3	7153GX	GROMMET . . . . .	1	EA
127	4	3829592	SPACER . . . . .	8	EA
127	5	3819519	GASKET, DEFROSTER DUCT . . . . .	1	EA
127	6	1606140	SCREW, CAP, HEXAGON HEAD, 1/4 - 20 X 3/4 . . . . .	8	EA
127	7	3687911004	INSERT, THREADED . . . . .	8	EA
127	8	1437220	NUT, SELF-LOCKING, EXTENDED WASHER, HEXAGON, .38 - 16 . . . . .	8	EA
127	9	1614120	BOLT, MACHINE, .38 - 16 X 1 . . . . .	8	EA
127	10	3321341	HANDLE . . . . .	2	EA
127	11	3266309	NUT, SELF-LOCKING, .38 - 16 . . . . .	4	EA
127	12	3329830	WASHER, FLAT .41 X 1.13 X .13. . . . .	4	EA
127	13	3268987	WASHER, FLAT .38 X .81 X .07. . . . .	4	EA
127	14	3268981	SCREW, BUTTON HEAD, SOCKET, .38 - 16 X 1.00. . . . .	4	EA
127	15	3687911001	INSERT, THREADED 10 - 24 X .130 . . . . .	8	EA
127	16	3197986	LOUVER, DASH TOP. . . . .	2	EA
127	17	3817556	PLENUM, HVAC, DASH MOUNTED WELDMENT . . . . .	1	EA

END OF FIGURE





---

**FIELD AND SUSTAINMENT MAINTENANCE  
DASHBOARD INSTALLATION (M1240A1)**

---

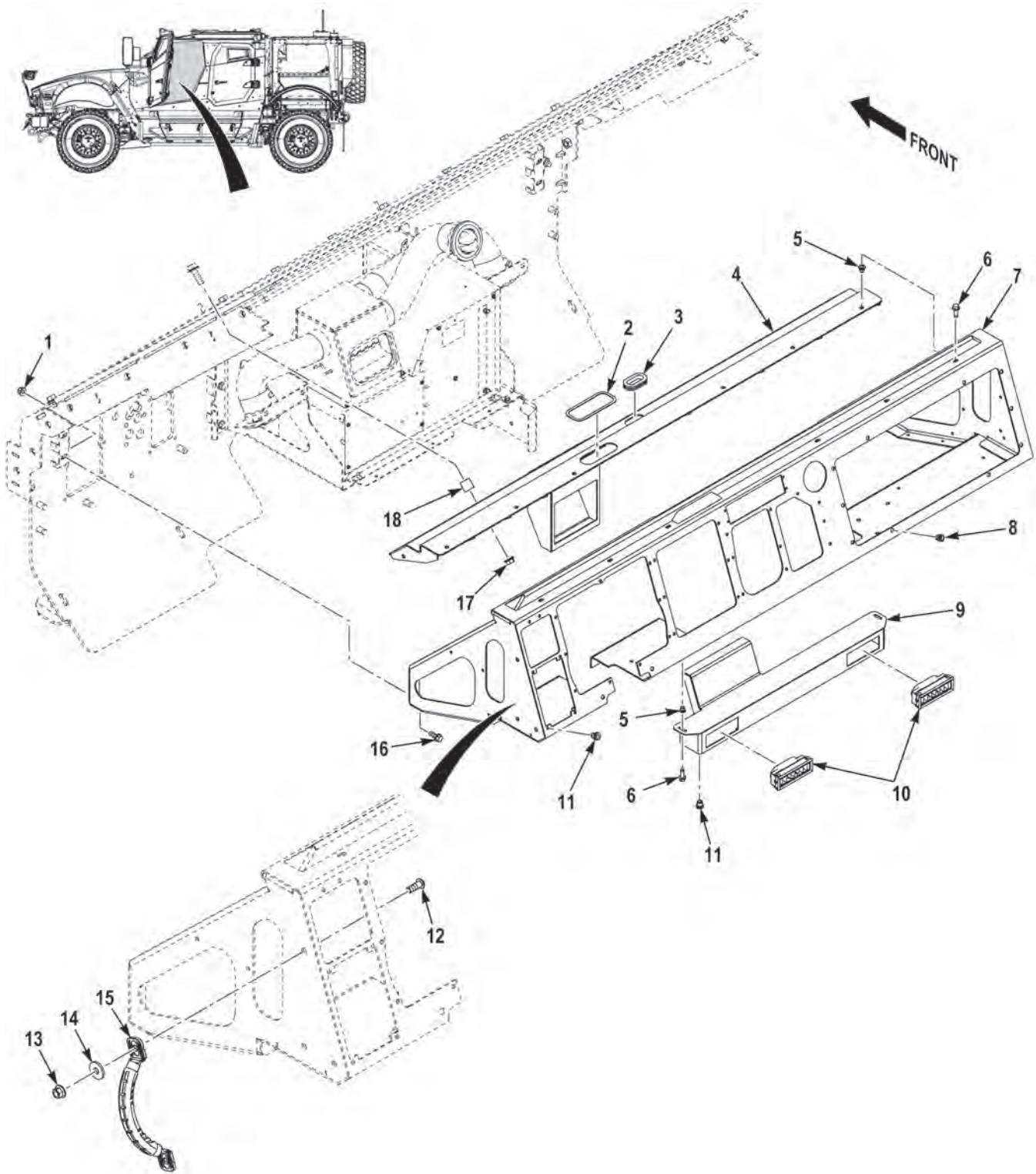


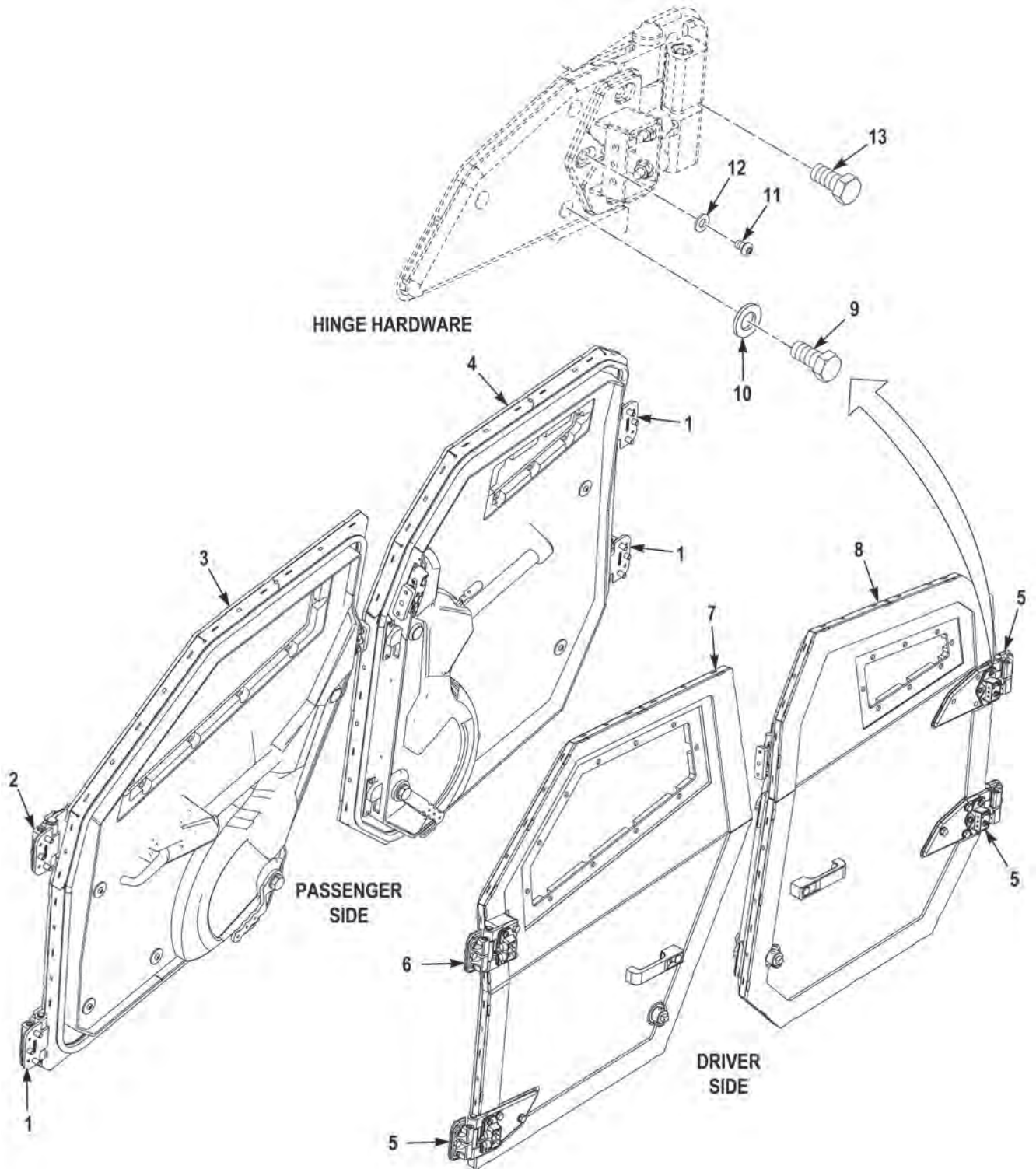
FIGURE 128 - DASHBOARD INSTALLATION (M1240A1)

(1) FIG.	(2) ITEM	(3) PART NO.	(4) DESCRIPTION	(5) QTY.	(6) U/M
			GROUP 1801 BODY, CAB, HOOD, AND HULL ASSEMBLIES		
			FIG. 128 DASHBOARD INSTALLATION (M1240A1)		
128	1	10823-00318	NUT,SELF-LOCKING,.38-16 G5 ZY . . . . .	8	EA
128	2	3819519	SEAL,NONMETALLIC,DEFROSTER DUCT . . . . .	1	EA
128	3	2802-A	GROMMET,.12THK 2.00OD X 1.31ID . . . . .	1	EA
128	4	3826297	BRACKET,DASH MOUNTING . . . . .	1	EA
128	5	ALS9T-420-165	INSERT,SCREW THREAD,.25-20 X .165 TZ . . . . .	8	EA
128	6	110961	SCREW,CAP,HEX HEAD,.25-20 X .75 G5 ZY . . . . .	8	EA
128	7	3979454	HOUSING,PANEL,VEHICULAR OPERATION . . . . .	1	EA
128	8	10823-01574	NUT,PLAIN,BLIND,.25-20 X .165 AL . . . . .	10	EA
128	9	3817556	DUCT ASSEMBLY,HVAC . . . . .	1	EA
128	10	1989-A-B-W	VENTILATOR,AIR CIRCULATING . . . . .	2	EA
128	11	ALS9T-1024-130	INSERT,SCREW THREAD,10-24 X .130 TZ . . . . .	8	EA
128	12	3268981	SCREW,CAP,SOCKET,.38-16 X 1.00 G5 DA . . . . .	4	EA
128	13	3863140	NUT,SELF-LOCKING,.38-16 G5 ZC . . . . .	4	EA
128	14	3329830	WASHER,FLAT,.41 X 1.13 X .13 DA. . . . .	4	EA
128	15	2061-1	HANDLE,RECESS,. . . . .	2	EA
128	16	0155849	BOLT,MACHINE,.38-16 X 1.00 G5 ZY . . . . .	8	EA
128	17	1718020	NUT,SELF-LOCKING,M12-1.75 C10.9 CP . . . . .	8	EA
128	18	3829592	SPACER,SLEEVE,.53ID X 1.00OD X .79 AL . . . . .	8	EA

END OF FIGURE



**FIELD AND SUSTAINMENT MAINTENANCE  
DOORS AND WINDOWS (M1240)**



**FIGURE 129 - DOORS AND WINDOWS (M1240) (SHEET 1 OF 6)**



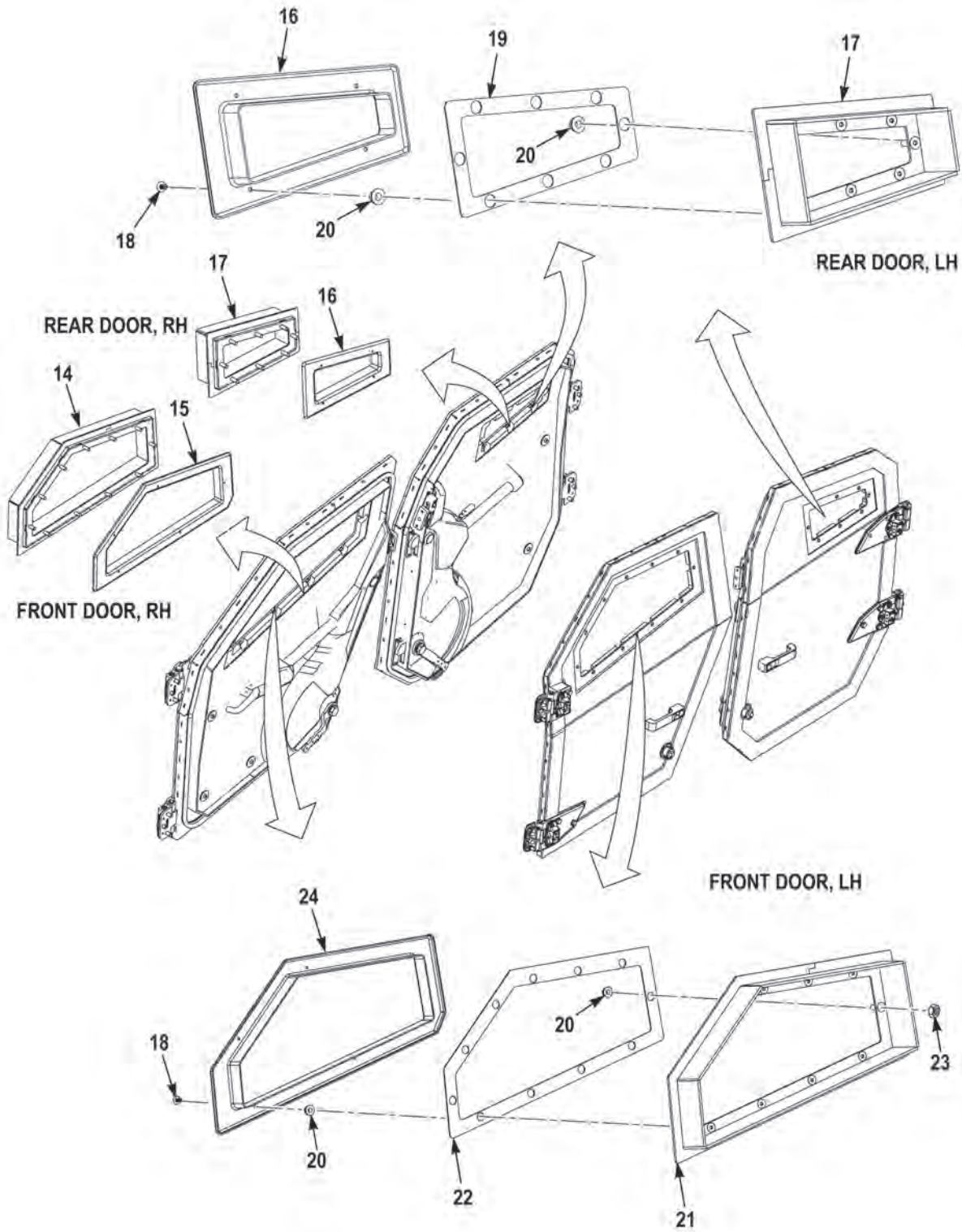


FIGURE 129 - DOORS AND WINDOWS (M1240) (SHEET 2 OF 6)

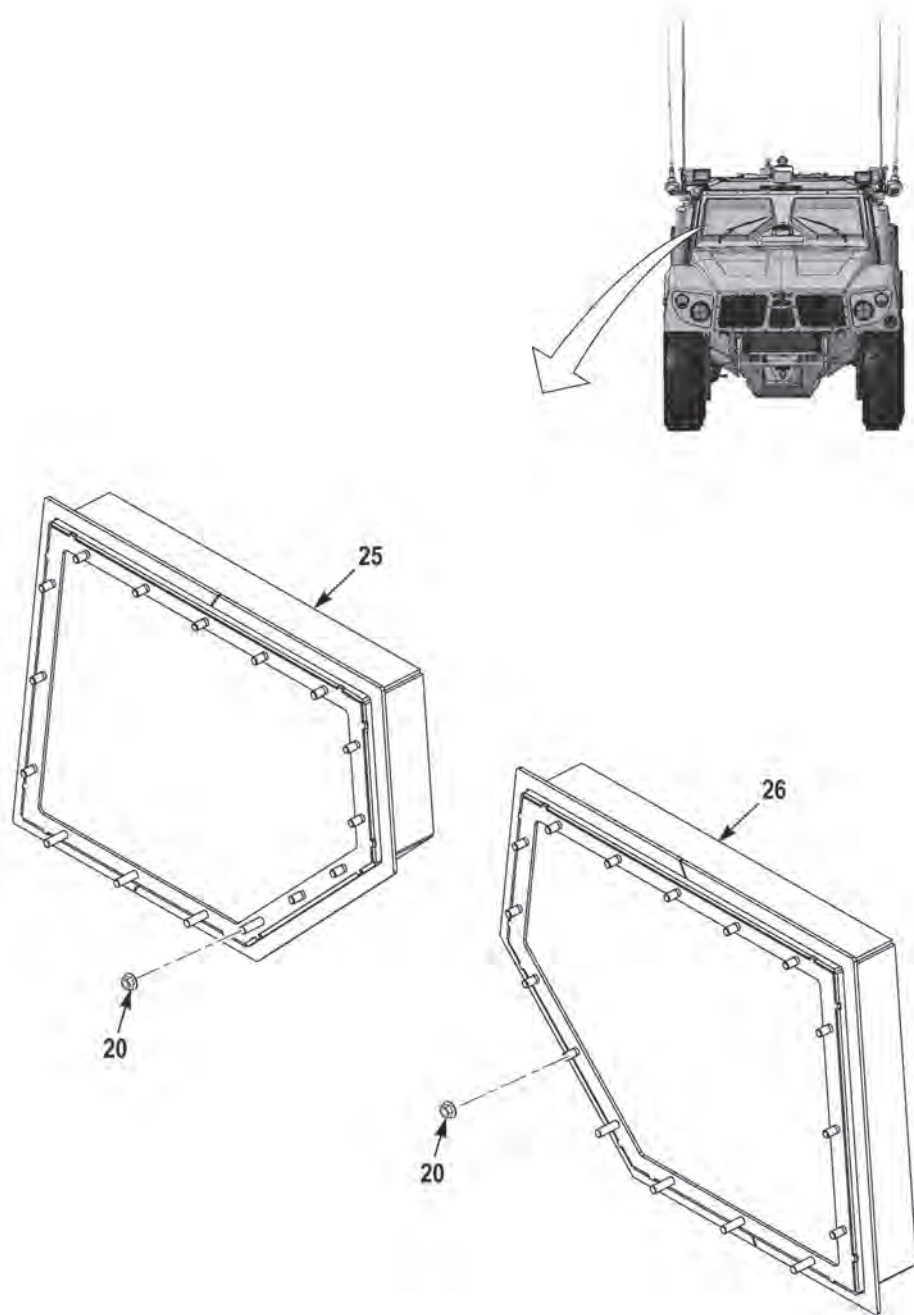


FIGURE 129 - DOORS AND WINDOWS (M1240) (SHEET 3 OF 6)

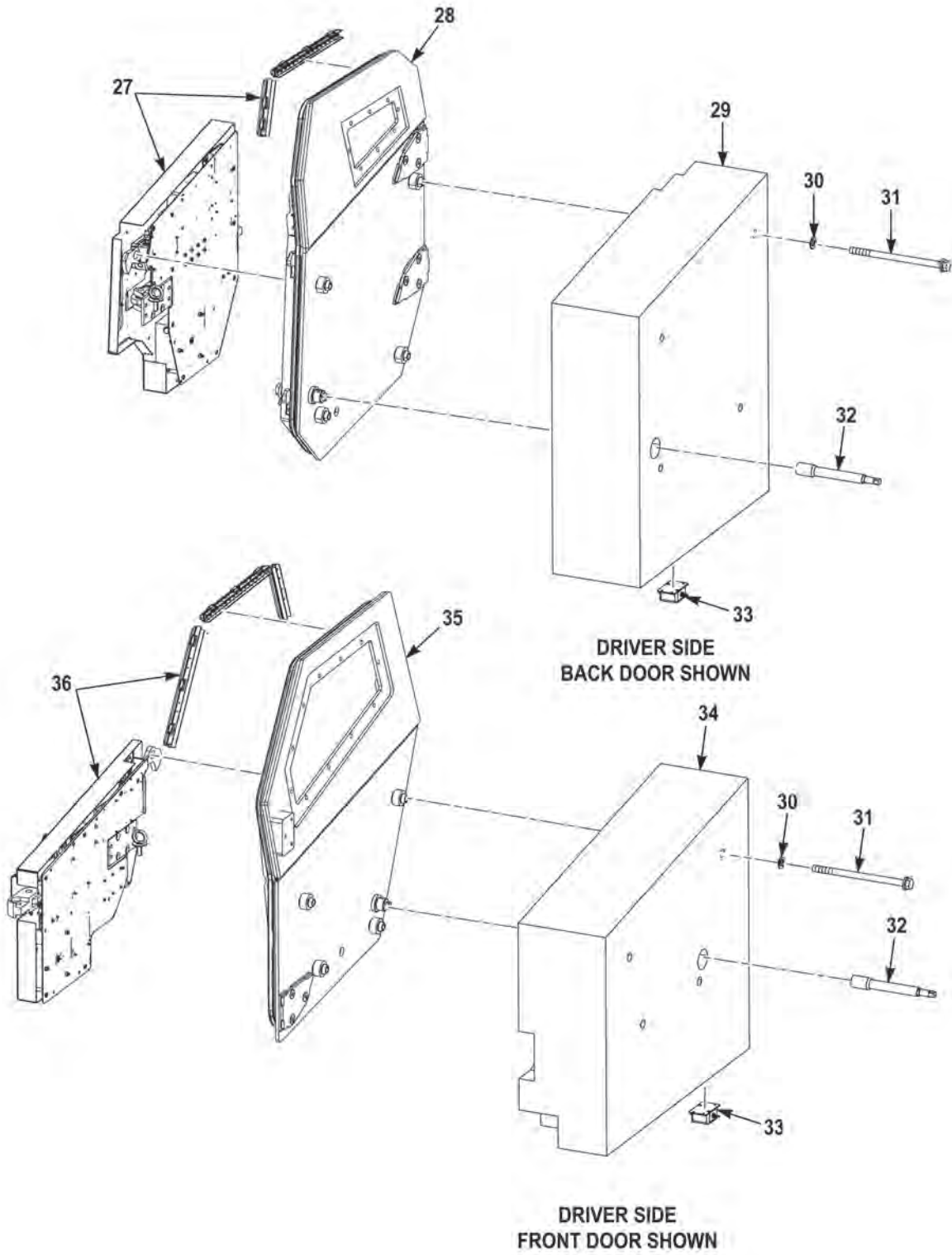


FIGURE 129 - DOORS AND WINDOWS (M1240) (SHEET 4 OF 6)



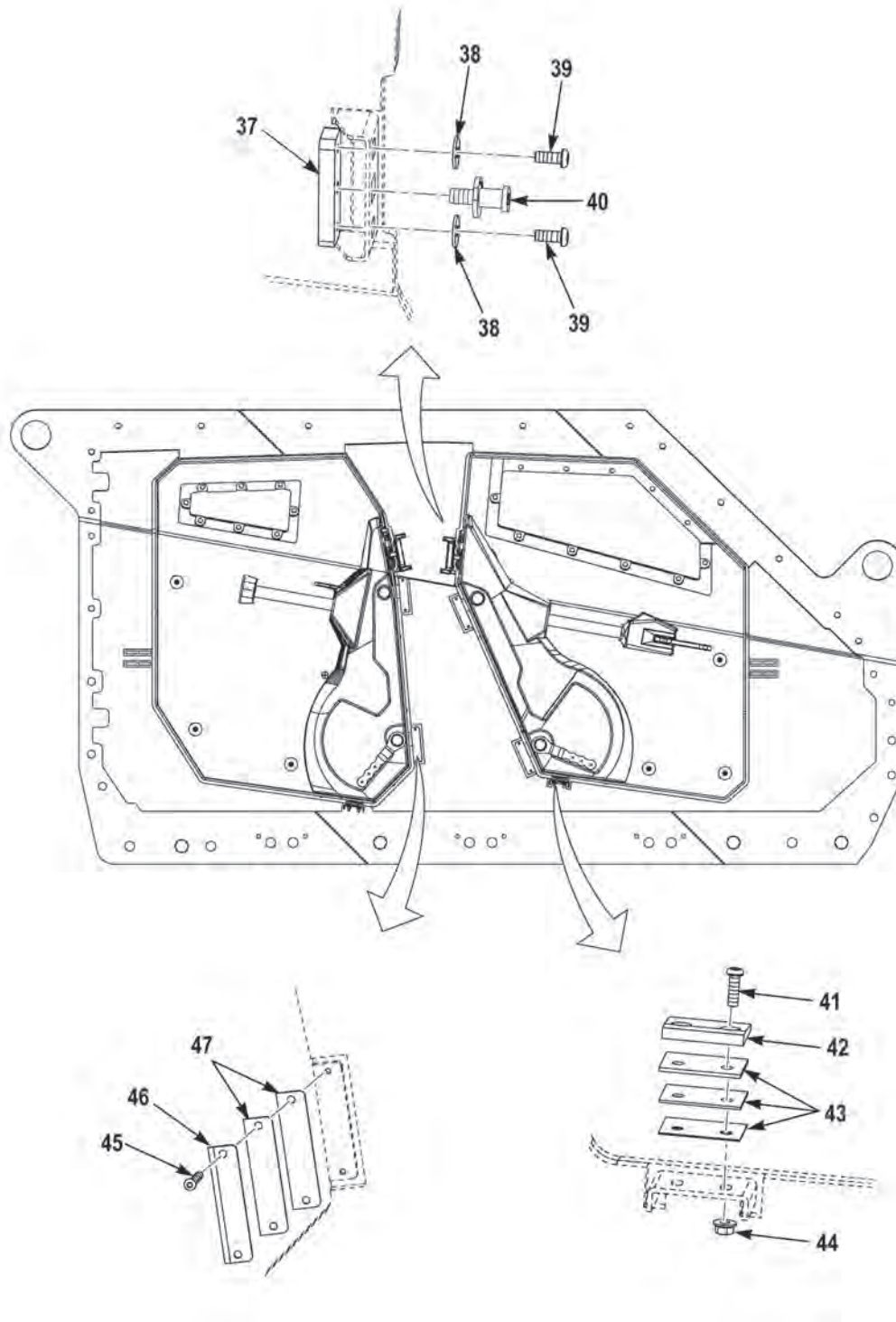


FIGURE 129 - DOORS AND WINDOWS (M1240) (SHEET 5 OF 6)

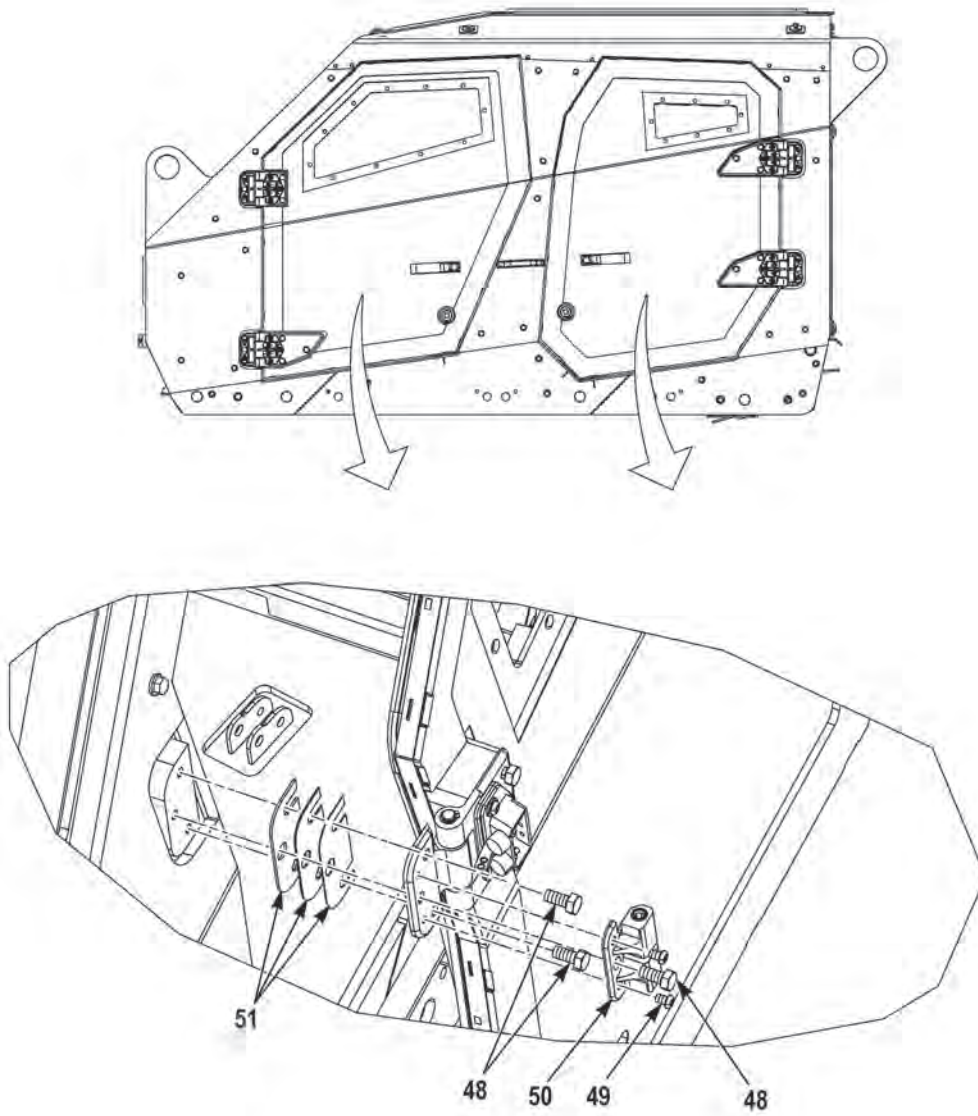


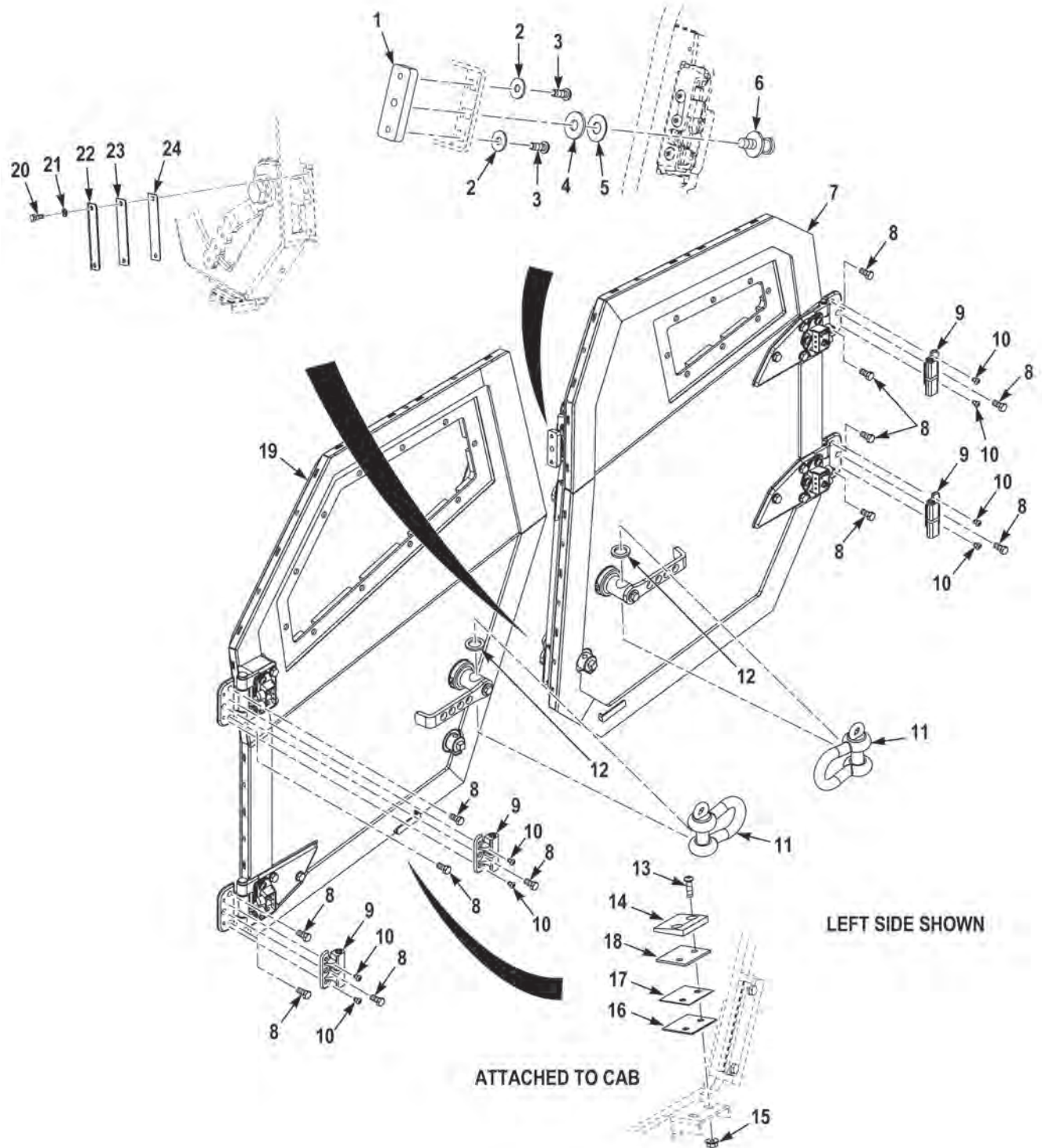
FIGURE 129 - DOORS AND WINDOWS (M1240) (SHEET 6 OF 6)

(1) FIG.	(2) ITEM	(3) PART NO.	(4) DESCRIPTION	(5) QTY.	(6) U/M
			GROUP 1801 BODY, CAB, HOOD, AND HULL ASSEMBLIES		
			FIG. 129 DOORS AND WINDOWS (M1240)		
129	1	3829711	HINGE, ARMORED DOOR, RH . . . . .	3	EA
129	2	3829713	HINGE, ARMORED DOOR, MODIFIED, RH . . . . .	1	EA
129	3	3844280	DOOR ASSEMBLY, HULL KIT, FR, RH . . . . .	1	EA
129	4	3844281	DOOR ASSEMBLY, HULL KIT, RR, RH . . . . .	1	EA
129	5	3829710	HINGE, ARMORED DOOR, LH . . . . .	3	EA
129	6	3829712	HINGE, ARMORED DOOR, MODIFIED, LH . . . . .	1	EA
129	7	3844278	DOOR ASSEMBLY, HULL KIT, FR, LH. . . . .	1	EA
129	8	3844279	DOOR ASSEMBLY, HULL KIT, RR, LH . . . . .	1	EA
129	9	3524931089	SCREW, CAP, HEXAGON . . . . .	21	EA
129	10	3524929004	WASHER, FLAT . . . . .	21	EA
129	11	3830379	SCREW, BUTTON, SOCKET . . . . .	24	EA
129	12	122757A	WASHER, FLAT . . . . .	24	EA
129	13	3524931091	SCREW, CAP, HEXAGON . . . . .	30	EA
129	14	3829060	WINDOW ASSEMBLY, FR, DOOR, RH . . . . .	1	EA
129	15	3829202	TRIM PANEL, FR DOOR, RH. . . . .	1	EA
129	16	3829204	TRIM PANEL, RR DOOR . . . . .	2	EA
129	17	3829061	WINDOW ASSEMBLY, RR, DOOR. . . . .	2	EA
129	18	3830248	PIN, PUSH . . . . .	62	EA
129	19	3829205	PLATE, TRIM SUPPORT, RR, DOOR . . . . .	2	EA
129	20	3830253	NUT, SPECIAL . . . . .	62	EA
129	21	3829059	WINDOW ASSEMBLY, FR, DOOR, LH . . . . .	1	EA
129	22	3830243	PLATE, TRIM SUPPORT, FR, DOOR. . . . .	2	EA
129	23	1718020	NUT, SELF-LOCKING, HEXAGON, M12 - 1.75 . . . . .	62	EA
129	24	3829201	TRIM PANEL, FR DOOR, LH . . . . .	1	EA
129	25	3829058	WINDOW ASSEMBLY, WINDSHIELD, RH. . . . .	1	EA
129	26	3829057	WINDOW ASSEMBLY, WINDSHIELD, LH . . . . .	1	EA
129	27	3840106	DOOR ASSIST, DRIVER SIDE, REAR. . . . .	1	EA
129	28	3844279	DOOR, DRIVER SIDE, REAR . . . . .	1	EA
129	29	3840114	KIT, EFP ARMOR, DRIVER SIDE REAR . . . . .	1	EA
129	30	3524929001	WASHER, FLAT, M6 . . . . .	16	EA
129	31	3524927211	SCREW, FLANGE, HEX. . . . .	4	EA
129	32	3826411	TOOL, EXTENSION, EMERGENCY INGRESS. . . . .	1	EA
129	33	3840116	KIT, DOOR ASSIST, SWITCH. . . . .	1	EA
129	34	3840112	KIT, EFP ARMOR, DRIVER SIDE FRONT . . . . .	1	EA
129	35	3844278	KIT, EFP READY DOOR, DRIVER SIDE FRONT . . . . .	1	EA
129	36	3840104	KIT, DOOR ASSIST, DRIVER SIDE FRONT . . . . .	1	EA
129	37	3830380	PLATE, STRIKER BOLT MOUNTING. . . . .	4	EA

(1) FIG.	(2) ITEM	(3) PART NO.	(4) DESCRIPTION	(5) QTY.	(6) U/M
129	38	3524933002	WASHER, FLAT M8 X 24 X 2.0. . . . .	8	EA
129	39	3829212	SCREW, BUTTON, SOC M8 - 1.25 X 20 C10.9 ZP . .	8	EA
129	40	3830378	BOLT, ROTARY LATCH STRIKER . . . . .	4	EA
129	41	3538482012	SCREW, BUTTON, SOCKET, M6 - 1.0 X 20 C10.9 EG	8	EA
129	42	3830381	PLATE, DOOR SUPPORT . . . . .	4	EA
129	43	3829111	SHIM, LOWER DOOR SUPPORT .90 . . . . .	4	EA
129	43	3829112	SHIM, LOWER DOOR SUPPORT .60 . . . . .	4	EA
129	73	3829113	SHIM, LOWER DOOR SUPPORT .30 . . . . .	4	EA
129	44	3524928001	NUT, FLANGE, LKDT M6-1.0 C10 . . . . .	8	EA
129	45	3830431	SCREW, BUTTON, SOC M6 - 1.0X10 C10.9 . . . . .	16	EA
129	46	3830430	PLATE, COMBAT LATCH STRIKE . . . . .	8	EA
129	47	3832544	SHIM, COMBAT LATCH STRIKER .030 . . . . .	4	EA
129	47	3832545	SHIM, COMBAT LATCH STRIKER .060 . . . . .	8	EA
129	48	3524931091	SCREW, CAP, HEX M12-1.75X25 C109. . . . .	24	EA
129	49	3830379	SCREW, BUTTON, SOC M8 - 1.25X12 C10.9 . . . . .	16	EA
129	50	3829706	DETENT, DOOR CATCH, ARMOR HINGE . . . . .	4	EA
129	51	3829675	SHIM, HINGE TO HULL .090 . . . . .	8	EA
129	51	3829676	SHIM, HINGE TO HULL .060 . . . . .	8	EA
129	51	3829677	SHIM, HINGE TO HULL .030 . . . . .	8	EA
129	NI	3840109	KIT, EFP READY DOOR, PASSENGER SIDE FRONT	1	EA
129	NI	3840105	KIT, DOOR ASSIST, PASSENGER SIDE FRONT . . .	1	EA
129	NI	3840113	KIT, EFP ARMOR, PASSENGER SIDE FRONT . . . . .	1	EA
129	NI	3840111	KIT, EFP READY DOOR, PASSENGER SIDE REAR.	1	EA
129	NI	3840107	KIT, DOOR ASSIST, PASSENGER SIDE REAR. . . . .	1	EA
129	NI	3840115	KIT, EFP ARMOR, PASSENGER SIDE REAR . . . . .	1	EA
129	NI	11526A	LIFTING EYES . . . . .	2	EA
129	NI	3837441	TIE,CABLE 7.75X.184 W-EE CLP . . . . .	4	EA
129	NI	2286HX	CLIP, CUSHION .50 ST VY . . . . .	2	EA
129	NI	1606140	SCREW, FLANGE, HEX .25 - 20 X .75 G5 ZY . . . . .	2	EA
129	NI	1600460	NUT, FLANGE, LKDT .25 - 20 G5 ZY . . . . .	2	EA
129	NI	3687911004	INSERT, THD .25 - 20X.165 TZ . . . . .	2	EA

END OF FIGURE

**FIELD AND SUSTAINMENT MAINTENANCE  
DOORS AND B-PILLAR HANDLES (M1240A1)**



**FIGURE 130 - DOORS AND B-PILLAR HANDLES (M1240A1) (SHEET 1 OF 2)**



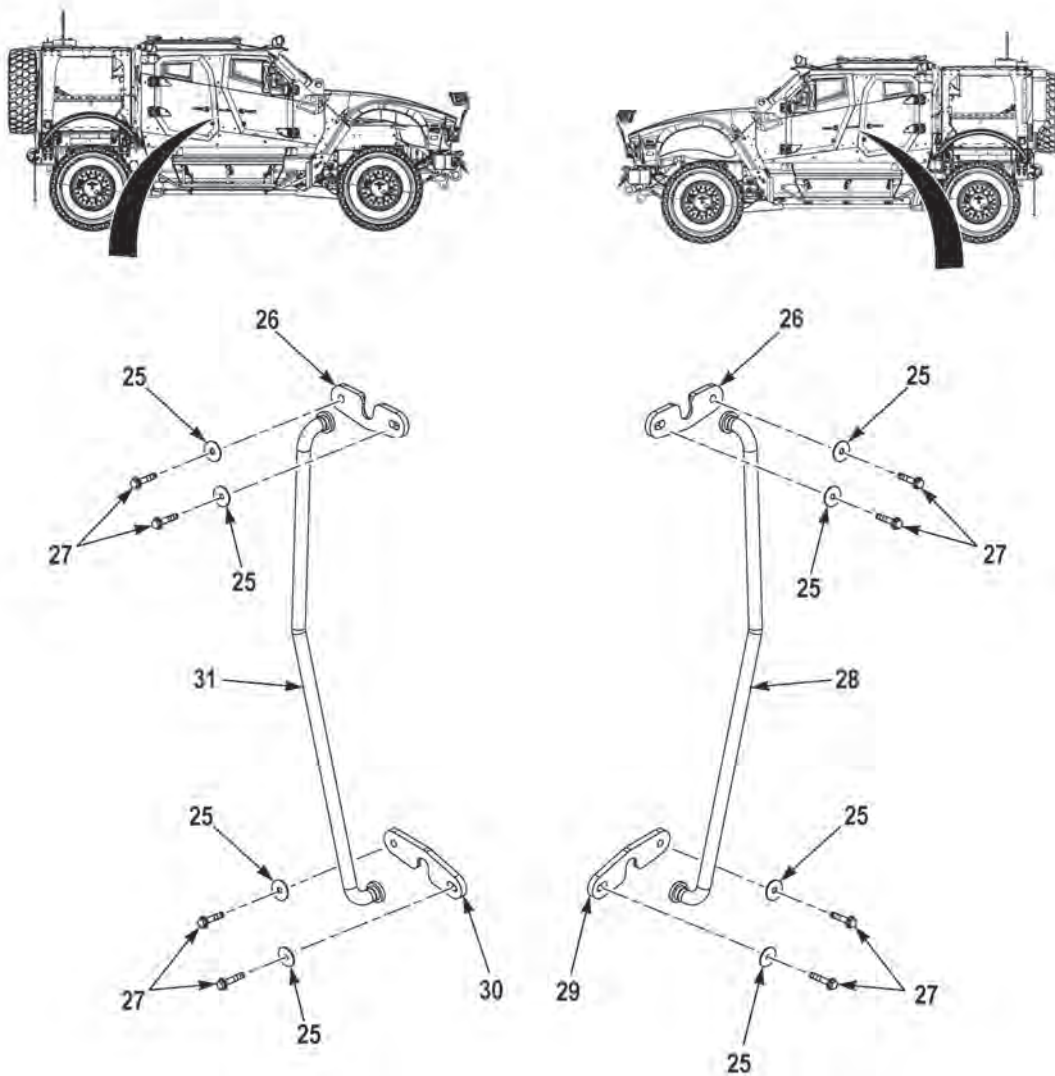


FIGURE 130 - DOORS AND B-PILLAR HANDLES (M1240A1) (SHEET 2 OF 2)

(1) FIG.	(2) ITEM	(3) PART NO.	(4) DESCRIPTION	(5) QTY.	(6) U/M
			GROUP 1801 BODY, CAB, HOOD, AND HULL ASSEMBLIES		
			FIG. 130 DOORS AND B-PILLAR HANDLES (M1240A1)		
130	1	0312105221-00	STRIKE,CATCH,.....	4	EA
130	2	3524933002	WASHER,FLAT,M8X24X2.0 DG.....	8	EA
130	3	3829212	SCREW,CAP,SCKT HEAD,M8-1.25 X 20 MM.....	8	EA
130	4	78021	WASHER,FLAT,1/2.....	4	EA
130	5	1605640	WASHER,FLAT,7/16.....	4	EA
130	6	2T-400-52	STRIKE,CATCH,.....	4	EA
130	7	0355107616-00	DOOR,VEHICULAR,DRIVER SIDE REAR.....	1	EA
130	7	0355107618-00	DOOR,VEHICULAR,PASSENGER SIDE REAR....	1	EA
130	8	3524931091	SCREW,CAP,HEX HEAD,M12-1.75 X 25 MM.....	24	EA
130	9	0000640010-00	LEAF,BUTT HINGE,.....	8	EA
130	10	3830379	SCREW,CAP,SCKT,HEAD,M8-1.25 X 12 MM.....	16	EA
130	11	43481	SHACKLE,ANCHOR,.....	4	EA
130	12	3915465	WASHER,FLAT,1.75 X 1.16 X .19 RBR.....	4	EA
130	13	3538482012	SCREW,CAP,SCKT HEAD,M6-1.0 X 20 MM.....	8	EA
130	14	0147030555-00	SPACER,TAPERED,.....	4	EA
130	15	3524928001	NUT,SELF-LOCKING,M6-1.0 C10 DG.....	8	EA
130	16	3829113	SHIM,.030.....	4	EA
130	17	3829112	SHIM,.060.....	4	EA
130	18	3829111	SHIM,.090.....	4	EA
130	19	0355107615-00	DOOR,VEHICULAR,DRIVER SIDE FRONT.....	1	EA
130	19	0355107617-00	DOOR,VEHICULAR,PASSENGER SIDE FRONT...	1	EA
130	20	3893755	SCREW,CAP,HEX HEAD,M6-1.0X10 C10.9 DG....	16	EA
130	21	3524929001	WASHER,FLAT,M6.....	16	EA
130	22	3830430	STRIKE,CATCH,.....	8	EA
130	23	3832544	SPACER,PLATE,.030.....	8	EA
130	24	3832545	SPACER,PLATE,.060.....	8	EA
130	25	10823-02319	WASHER,FLAT,.41X1.56X.09 DA.....	8	EA
130	26	3951803	PLATE,HANDLE MOUNT,UPPER.....	2	EA
130	27	3836195006	SCREW,CAP,HEX HEAD,M10-1.5X50 C10.9MB....	8	EA
130	28	3953249	HANDLE,LH.....	1	EA
130	29	3951804	PLATE,HANDLE MOUNT,LOWER,LH.....	1	EA
130	30	3951623	PLATE,HANDLE MOUNT,LOWER,RH.....	1	EA
130	31	3953250	HANDLE,RH.....	1	EA

END OF FIGURE





---

**FIELD AND SUSTAINMENT MAINTENANCE  
DOORS AND MOUNTING (M1245)**

---

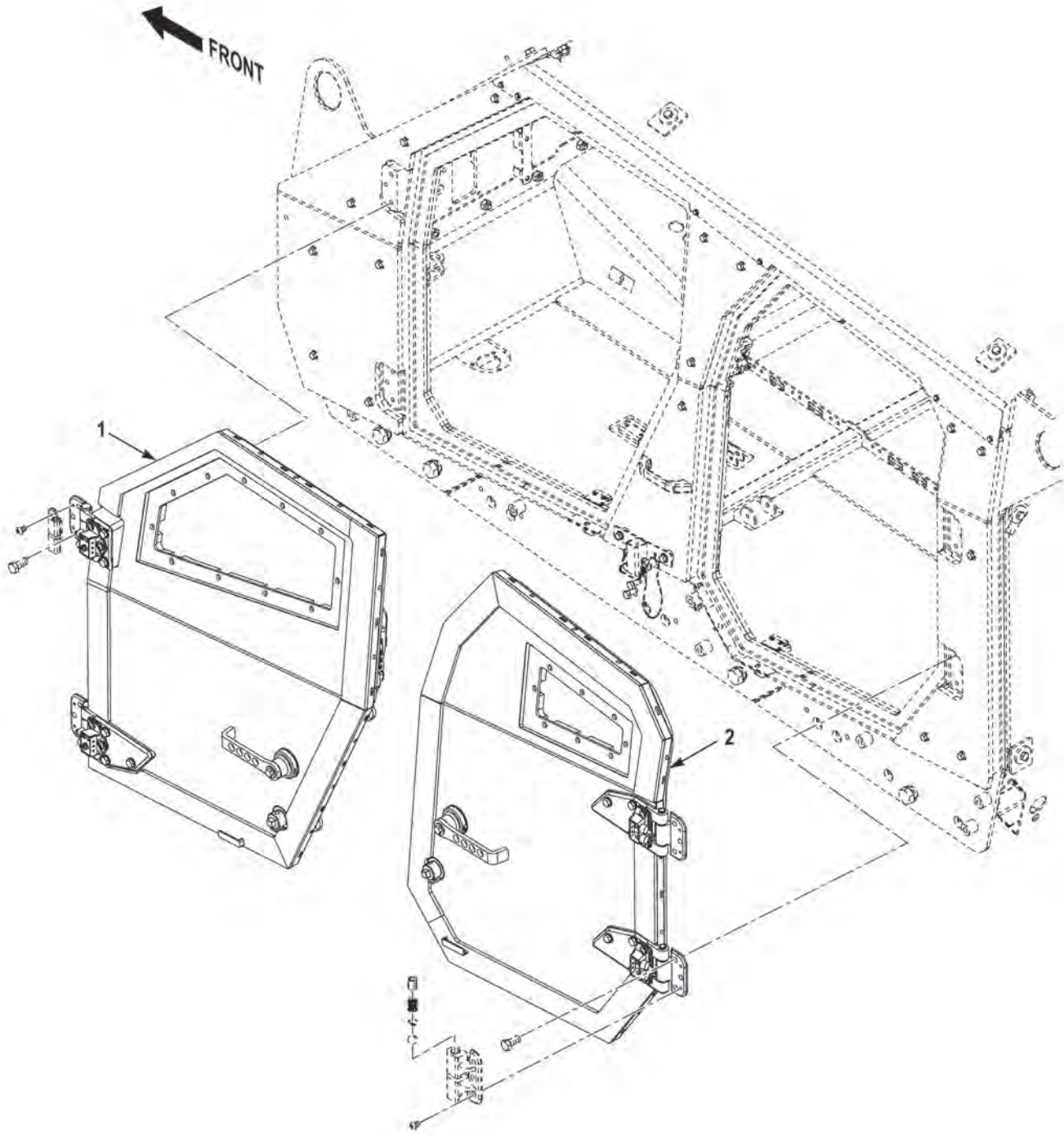


FIGURE 131 - DOORS AND MOUNTING (M1245) (SHEET 1 OF 3)

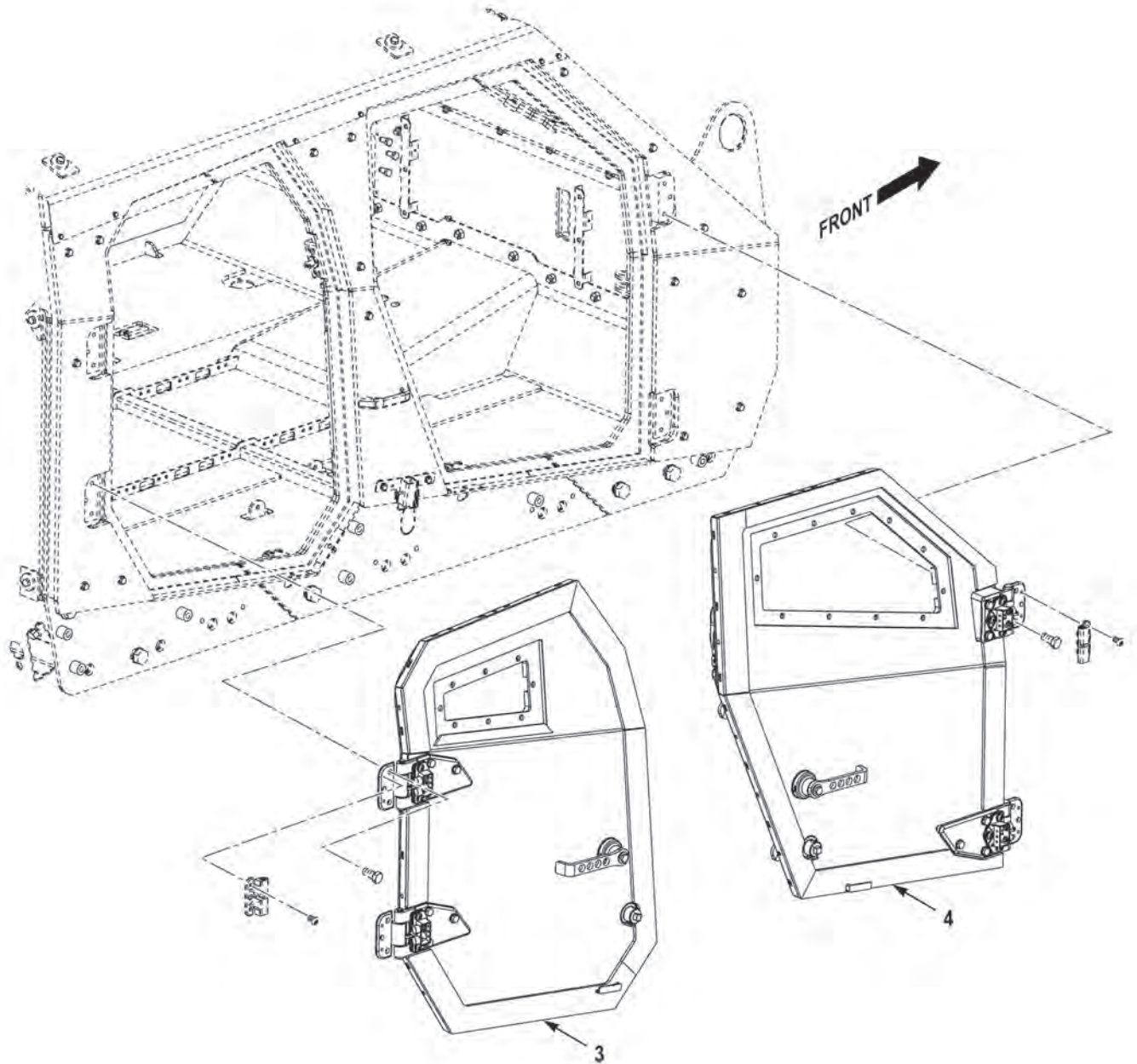


FIGURE 131 - DOORS AND MOUNTING (M1245) (SHEET 2 OF 3)

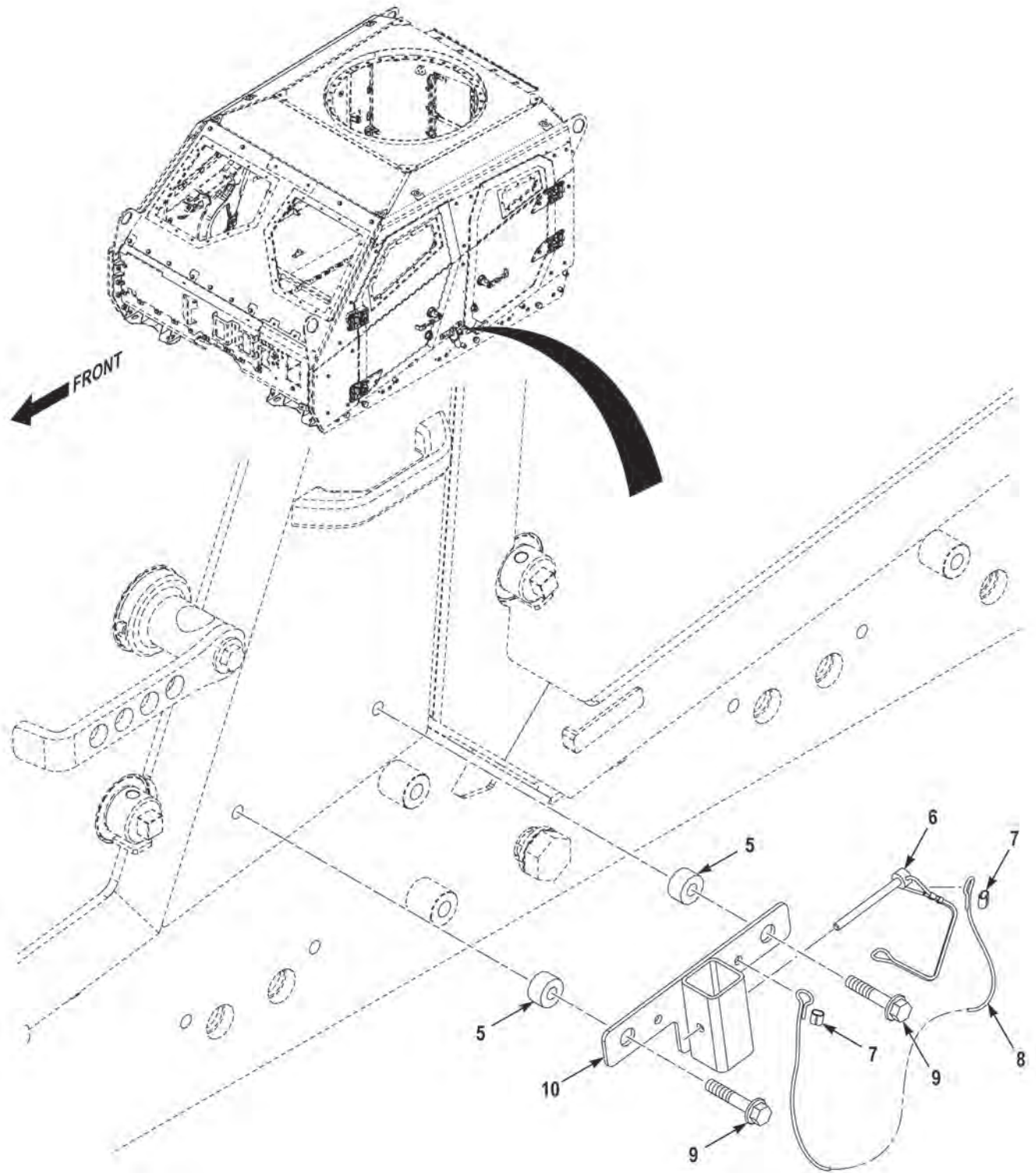


FIGURE 131 - DOORS AND MOUNTING (M1245) (SHEET 3 OF 3)

(1) FIG.	(2) ITEM	(3) PART NO.	(4) DESCRIPTION	(5) QTY.	(6) U/M
			GROUP 1801 BODY, CAB, HOOD, AND HULL ASSEMBLIES FIG. 131 DOORS AND MOUNTING (M1245)		
131	1	0355107615-00	DOOR,VEHICULAR,DRIVER SIDE FRONT . . . . .	1	EA
131	2	0355107616-00	DOOR,VEHICULAR,DRIVER SIDE REAR. . . . .	1	EA
131	3	0355107618-00	DOOR,VEHICULAR,PASSENGER SIDE REAR . . . .	1	EA
131	4	0355107617-00	DOOR,VEHICULAR,PASSENGER SIDE FRONT . . .	1	EA
131	5	3905292	SPACER,SLEEVE,.44 X 1.00 X .55 IN THK. . . . .	4	EA
131	6	28-07	PIN,STRAIGHT,HEADED,.25X2.50 ZC . . . . .	2	EA
131	7	1864270	SWAGING SLEEVE . . . . .	4	EA
131	8	1533100-12	ROPE,WIRE,MAKE FROM WIRE P/N M83420/4-010 (81349), 12 IN LG . . . . .	2	EA
131	9	3524927059	SCREW,CAP,HEX HEAD,M10-1.5 X 50 C10.9 DG . .	4	EA
131	10	3868098	BRACKET,VEHICULAR . . . . .	2	EA

END OF FIGURE



---

**FIELD AND SUSTAINMENT MAINTENANCE  
INGRESS ACCESSORIES (M1245)**

---



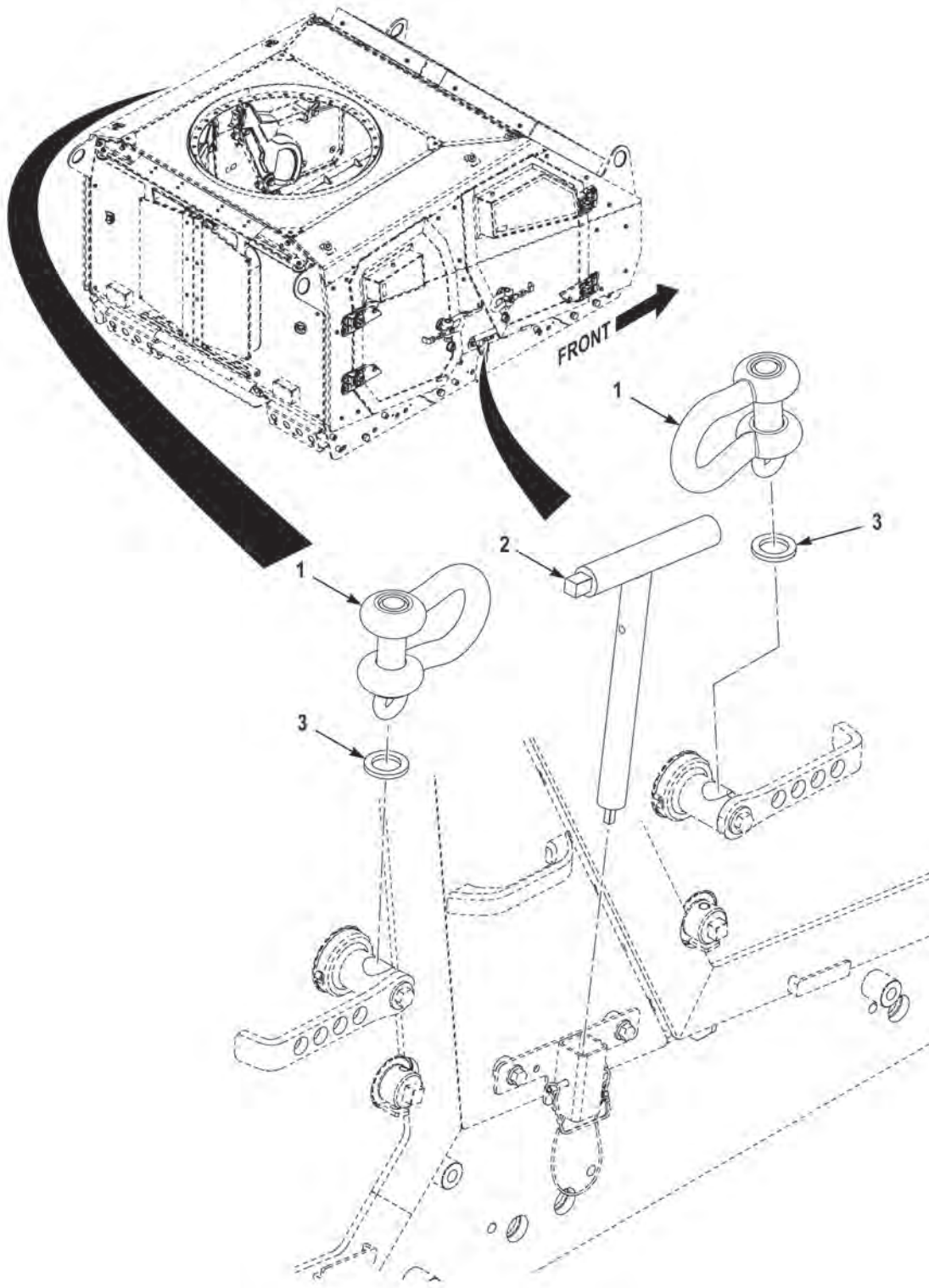


FIGURE 132 - INGRESS ACCESSORIES (M1245)



(1) FIG.	(2) ITEM	(3) PART NO.	(4) DESCRIPTION	(5) QTY.	(6) U/M
			GROUP 1801 BODY, CAB, HOOD, AND HULL ASSEMBLIES FIG. 132 INGRESS ACCESSORIES (M1245)		
132	1	43481	SHACKLE,ANCHOR.....	4	EA
132	2	3868101	INGRESS TOOL.....	2	EA
132	3	3915465	WASHER,FLAT,1.75 X 1.16 X .19 RBR.....	4	EA

END OF FIGURE



---

**FIELD AND SUSTAINMENT MAINTENANCE  
GLOVE BOX COVER (M1240)**

---

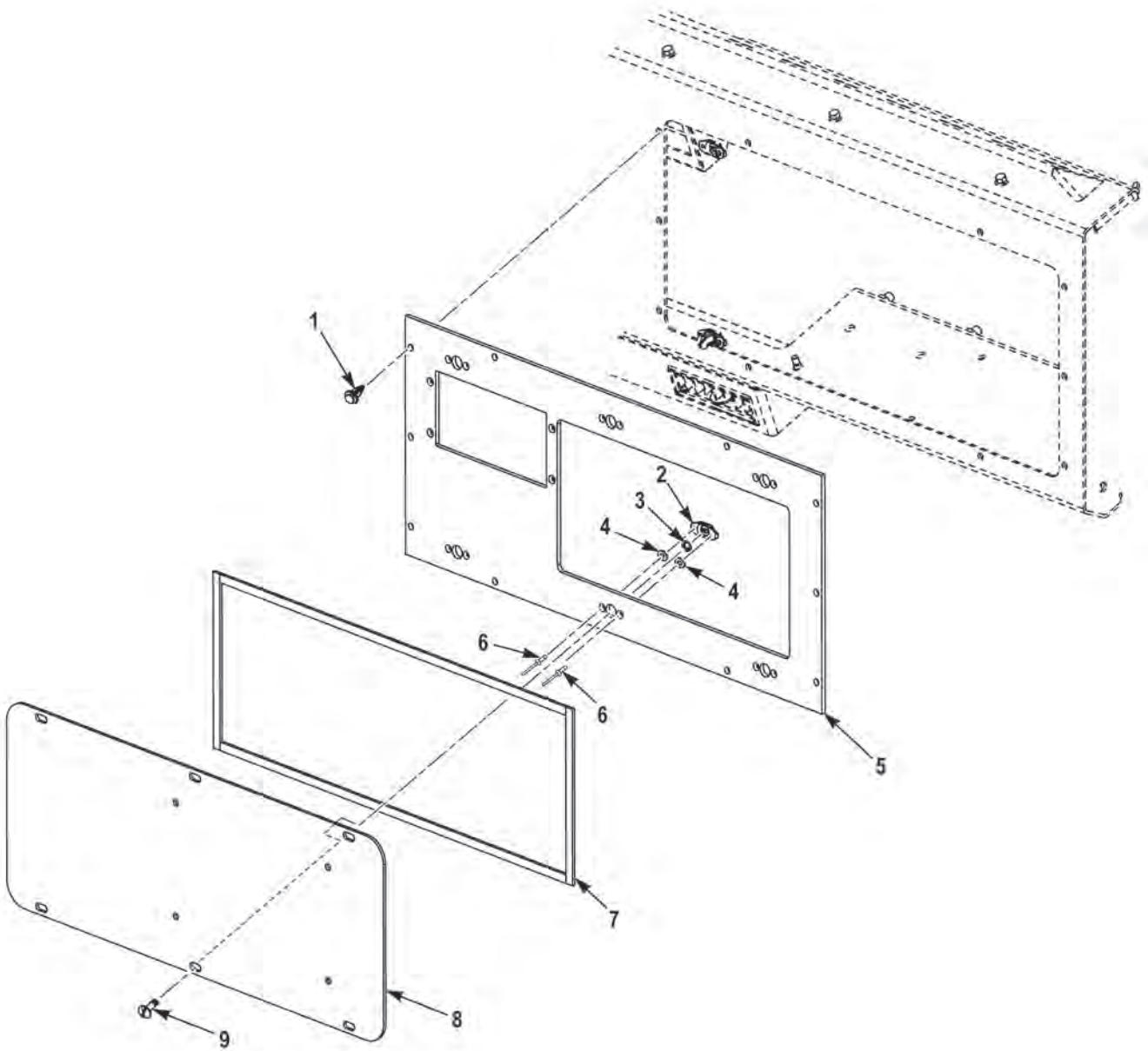


FIGURE 133 - GLOVE BOX COVER (M1240)

(1) FIG.	(2) ITEM	(3) PART NO.	(4) DESCRIPTION	(5) QTY.	(6) U/M
			GROUP 1801 BODY, CAB, HOOD, AND HULL ASSEMBLIES FIG. 133 GLOVE BOX COVER (M1240)		
133	1	3245267	FASTENER, PUSH PIN CONTROL . . . . .	10	EA
133	2	3244528	RECEPTACLE, .25 TURN STUD . . . . .	6	EA
133	3	3115250	RETAINER, 1/4 TURN STUD . . . . .	6	EA
133	4	3263065	WASHER, FLAT .200 X .45 X .031 SPL . . . . .	12	EA
133	5	3244542	PANEL, GLOVE BOX DOOR . . . . .	1	EA
133	6	1605930	RIVET, BLIND, SST .12 X .46 . . . . .	12	EA
133	7	2011160	GASKET, STRIP . . . . .	22	IN
133	8	3829652	DOOR, GLOVE BOX . . . . .	1	EA
133	9	3244529	STUD, .25 TURN OVAL SLOTTED . . . . .	6	EA

END OF FIGURE



---

**FIELD AND SUSTAINMENT MAINTENANCE  
GLOVE BOX COVER (M1240A1)**

---

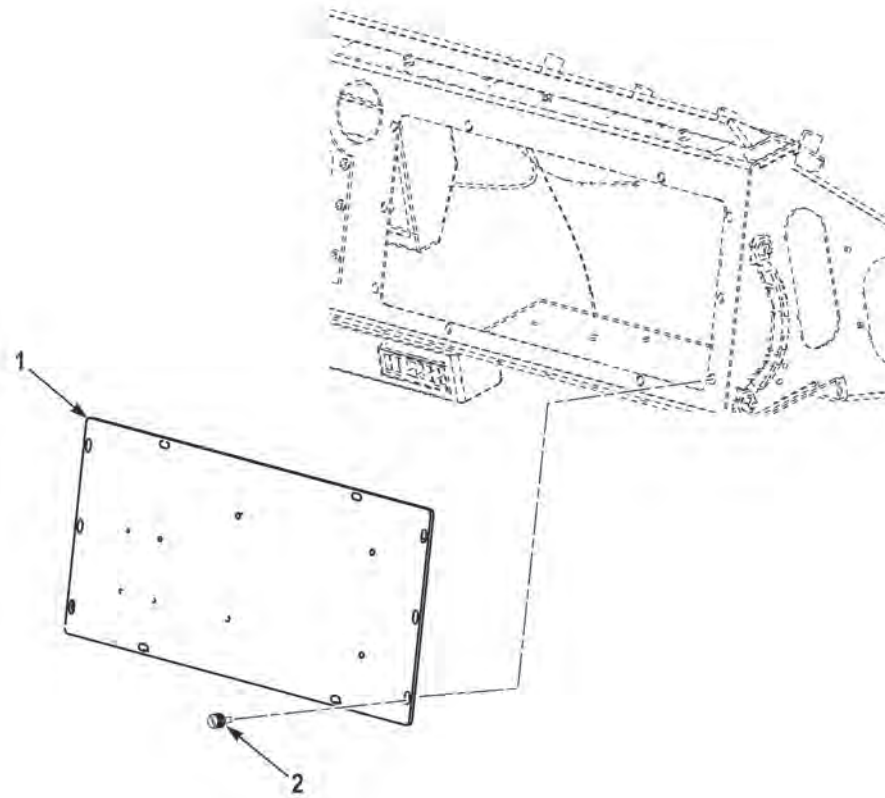


FIGURE 134 - GLOVE BOX COVER (M1240A1)



(1) FIG.	(2) ITEM	(3) PART NO.	(4) DESCRIPTION	(5) QTY.	(6) U/M
			GROUP 1801 BODY, CAB, HOOD, AND HULL ASSEMBLIES		
			FIG. 134 GLOVE BOX COVER (M1240A1)		
134	1	3854975	PANEL,GLOVE BOX,DOOR.....	1	EA
134	2	10823-12605	SCREW,SLOTTED,1/4-20 X 3/4.....	10	EA

END OF FIGURE



---

**FIELD AND SUSTAINMENT MAINTENANCE  
GLOVE BOX COVER (M1245)**

---

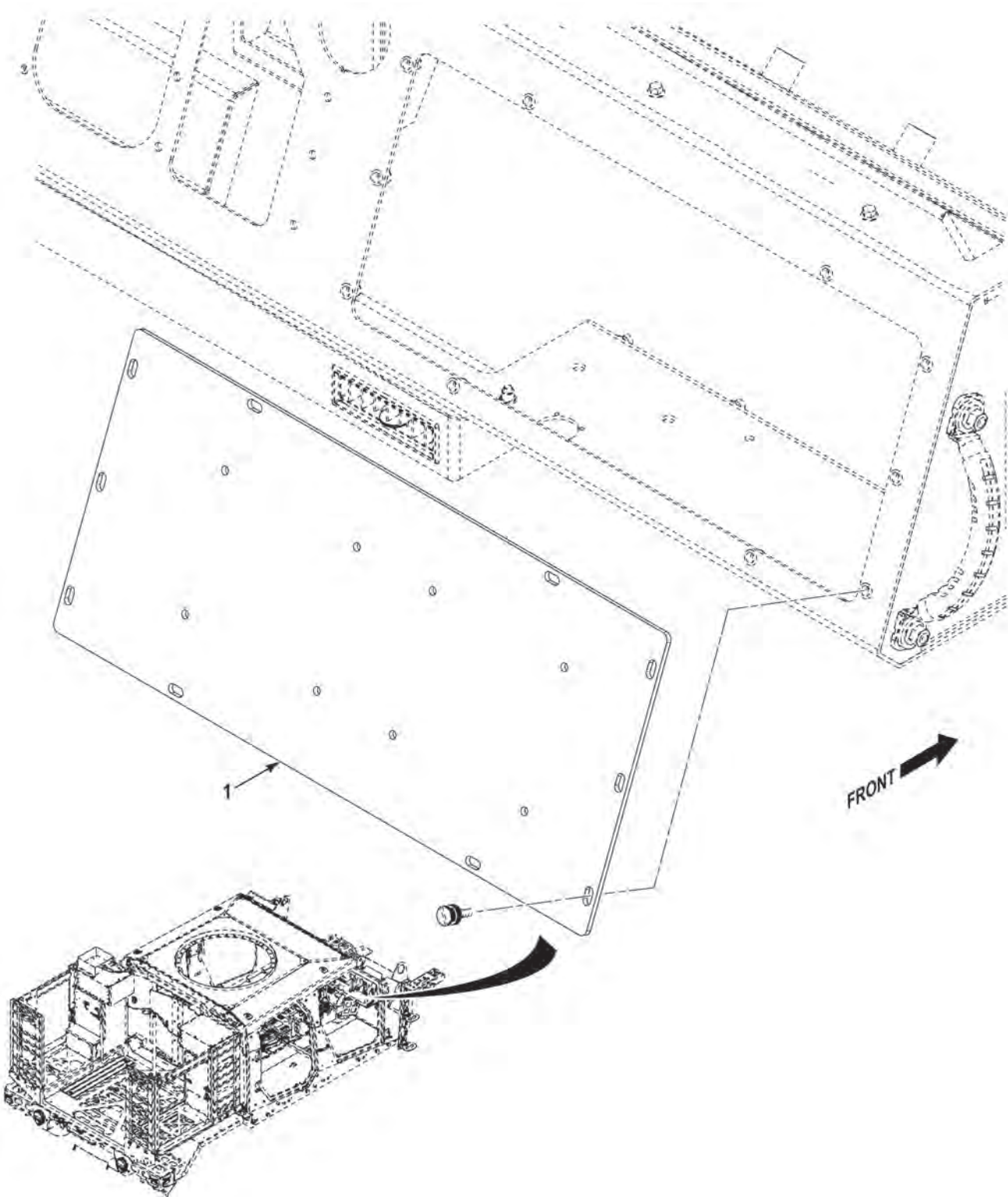


FIGURE 135 - GLOVE BOX COVER (M1245)

(1) FIG.	(2) ITEM	(3) PART NO.	(4) DESCRIPTION	(5) QTY.	(6) U/M
			GROUP 1801 BODY, CAB, HOOD, AND HULL ASSEMBLIES		
			FIG. 135 GLOVE BOX COVER (M1245)		
135	1	3888920	PANEL,GLOVE BOX.....	1	EA

**END OF FIGURE**



---

**FIELD AND SUSTAINMENT MAINTENANCE  
HALO LIGHT BRACKETS (M1245)**

---

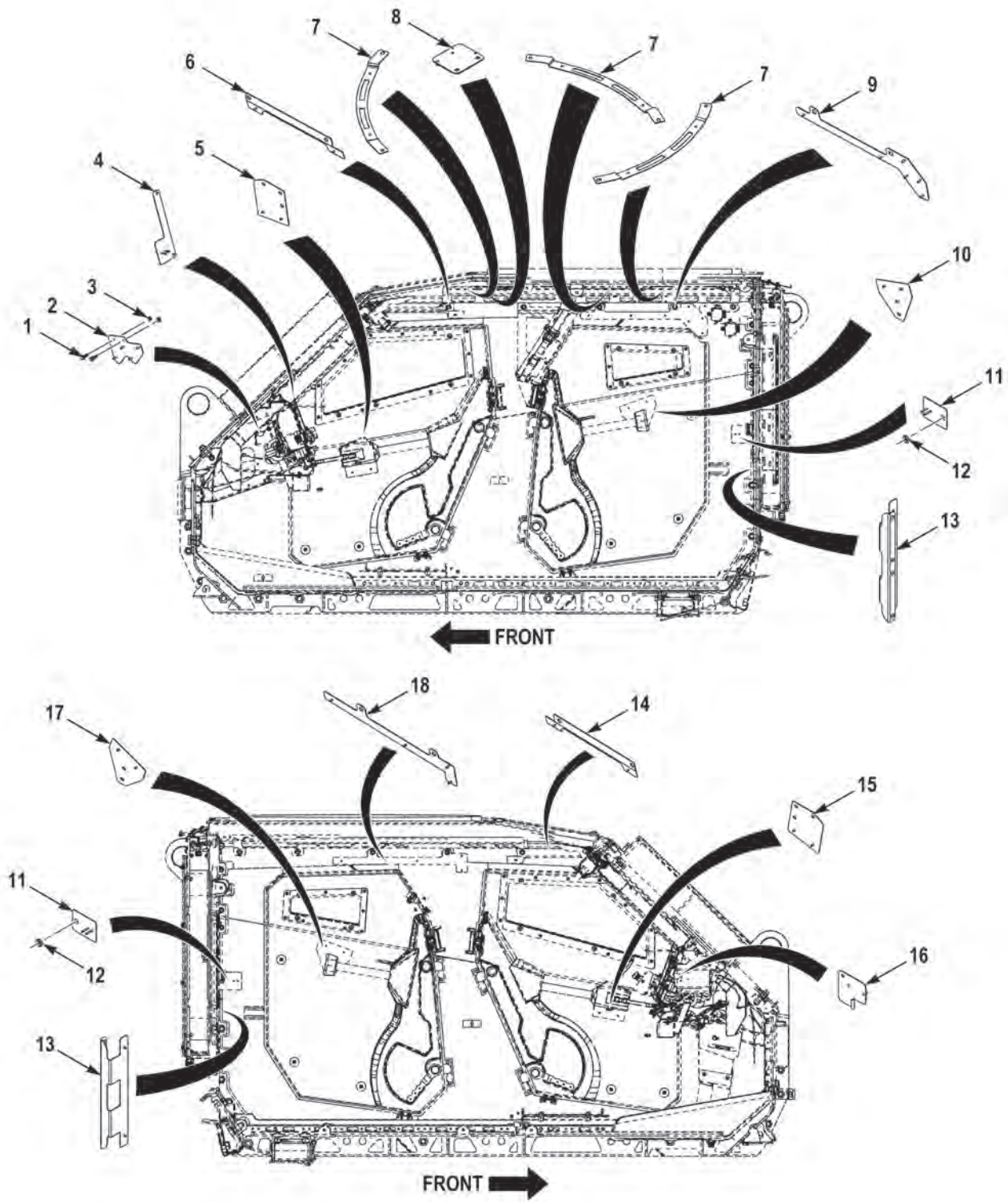


FIGURE 136 - HALO LIGHT BRACKETS (M1245)



(1) FIG.	(2) ITEM	(3) PART NO.	(4) DESCRIPTION	(5) QTY.	(6) U/M
			GROUP 1801 BODY, CAB, HOOD, AND HULL ASSEMBLIES		
			FIG. 136 HALO LIGHT BRACKETS (M1245)		
136	1	110961	SCREW,CAP,HEX HEAD,.25-20X.75 G5 ZY . . . . .	2	EA
136	2	3910432	BRACKET,VEHICULAR . . . . .	1	EA
136	3	0192408	NUT,SELF-LOCKING,.25-20 G5 ZY . . . . .	2	EA
136	4	3915177	BRACKET,VEHICULAR . . . . .	1	EA
136	5	3903657	PLATE,MOUNTING . . . . .	1	EA
136	6	3913510	BRACKET,VEHICULAR . . . . .	1	EA
136	7	3913516	BRACKET,VEHICULAR . . . . .	3	EA
136	8	3910754	BRACKET,VEHICULAR . . . . .	1	EA
136	9	3910711	BRACKET,VEHICULAR . . . . .	1	EA
136	10	3903660	PLATE,MOUNTING . . . . .	1	EA
136	11	3915176	BRACKET,VEHICULAR . . . . .	2	EA
136	12	40169	NUT,PLAIN,HEXAGON,M14-2 . . . . .	2	EA
136	13	3913519	BRACKET,VEHICULAR . . . . .	2	EA
136	14	3913511	BRACKET,VEHICULAR . . . . .	1	EA
136	15	3903658	PLATE,MOUNTING . . . . .	1	EA
136	16	3915260	BRACKET,VEHICULAR . . . . .	1	EA
136	17	3903659	PLATE,MOUNTING . . . . .	1	EA
136	18	3915253	BRACKET,VEHICULAR . . . . .	1	EA

END OF FIGURE



---

**FIELD AND SUSTAINMENT MAINTENANCE  
HOOD ASSEMBLY AND INNER FENDERS (M1240)**

---

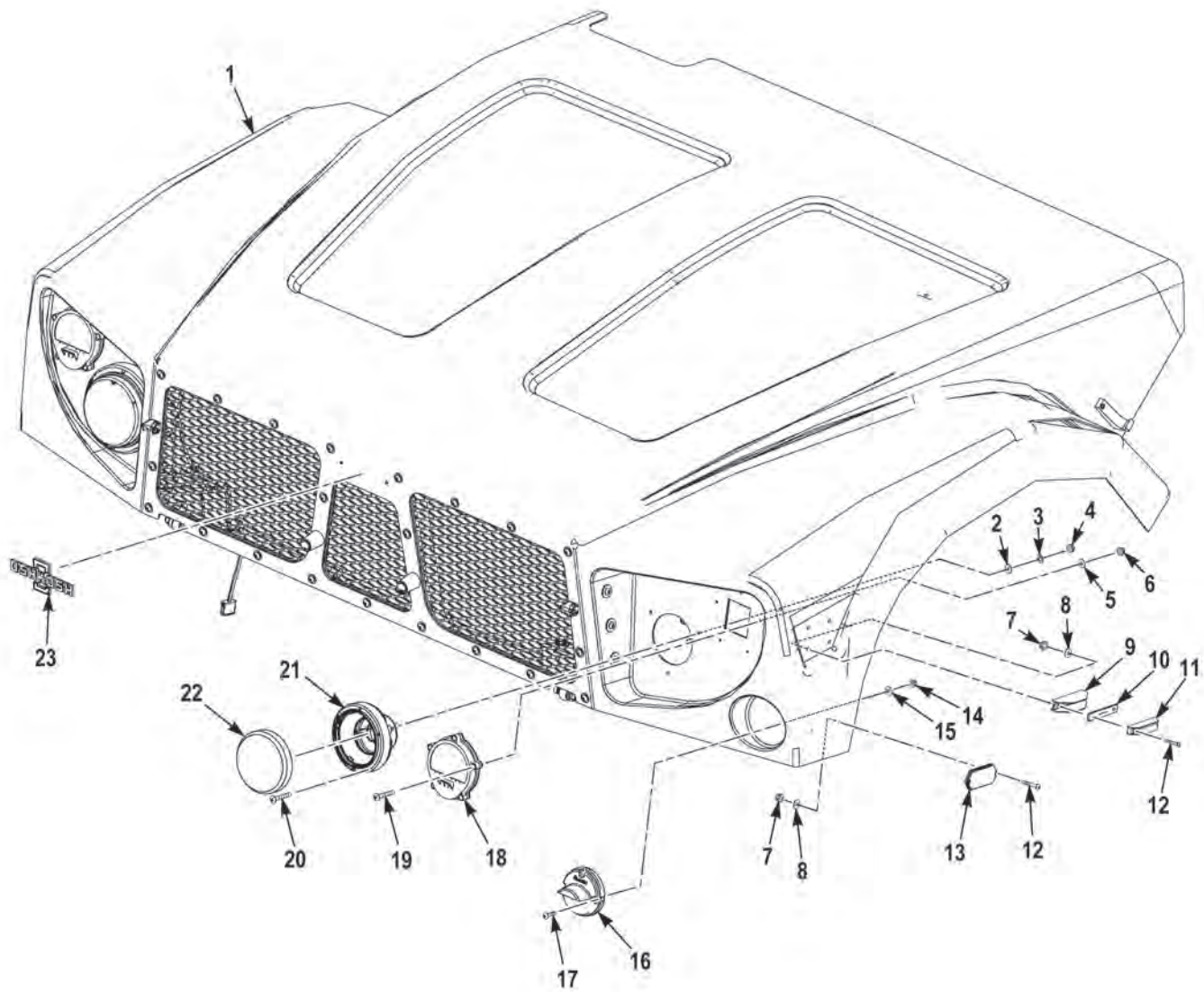


FIGURE 137 - HOOD ASSEMBLY AND INNER FENDERS (M1240) (SHEET 1 OF 5)



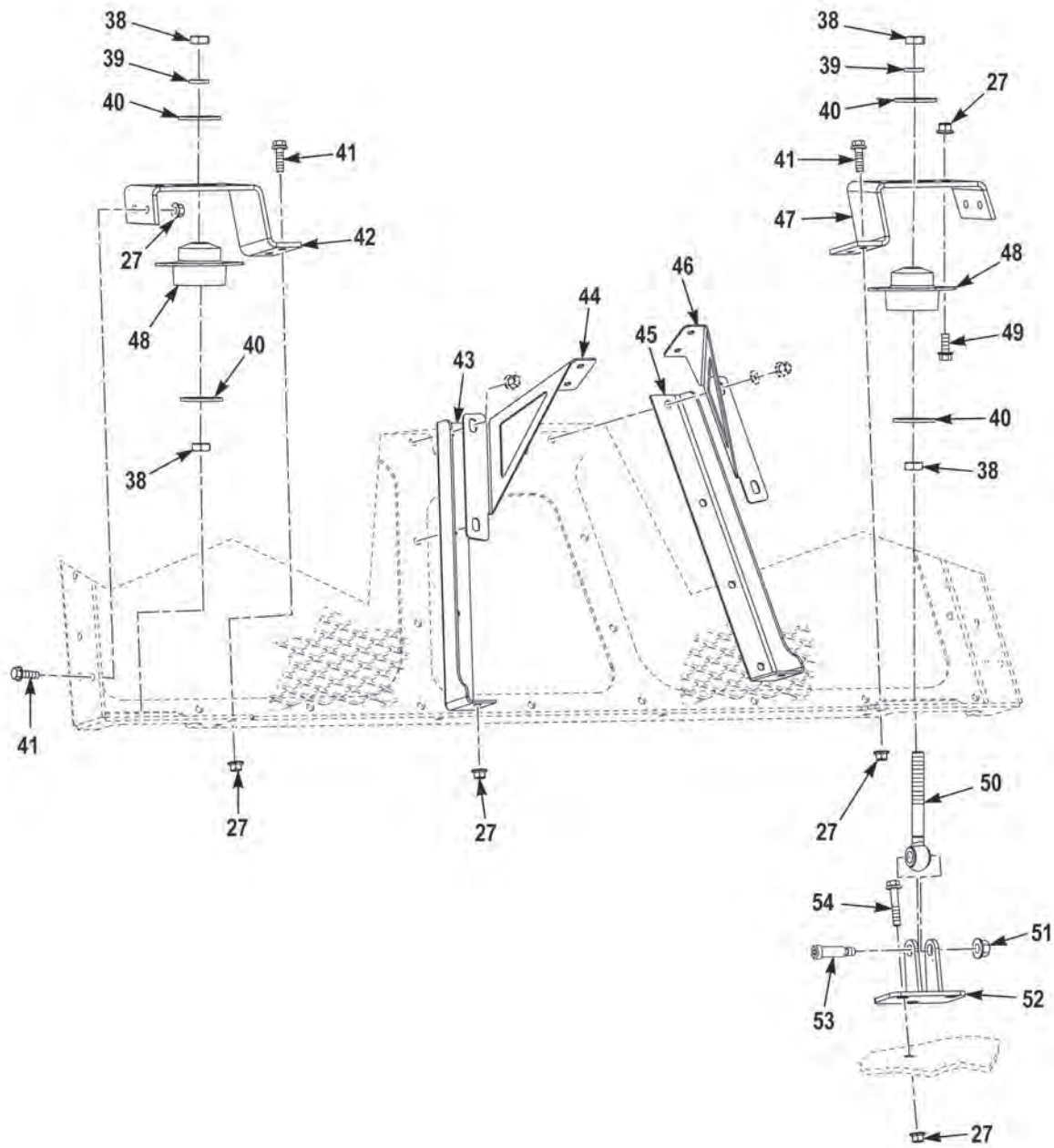


FIGURE 137 - HOOD ASSEMBLY AND INNER FENDERS (M1240) (SHEET 3 OF 5)

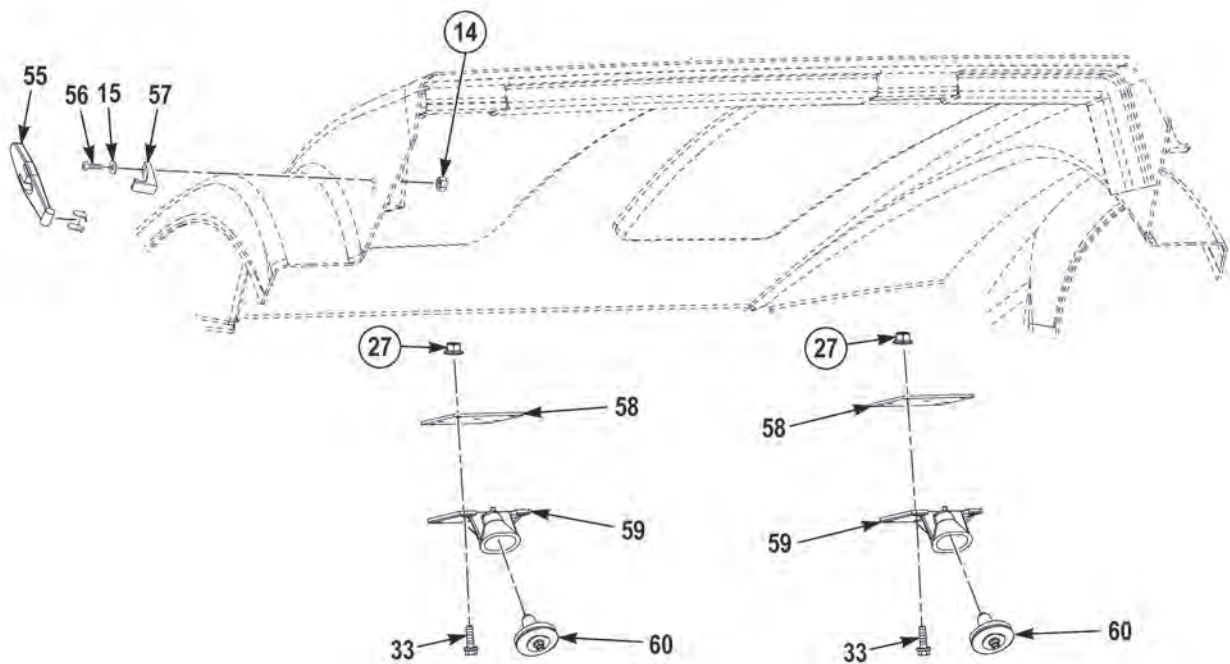


FIGURE 137 - HOOD ASSEMBLY AND INNER FENDERS (M1240) (SHEET 4 OF 5)



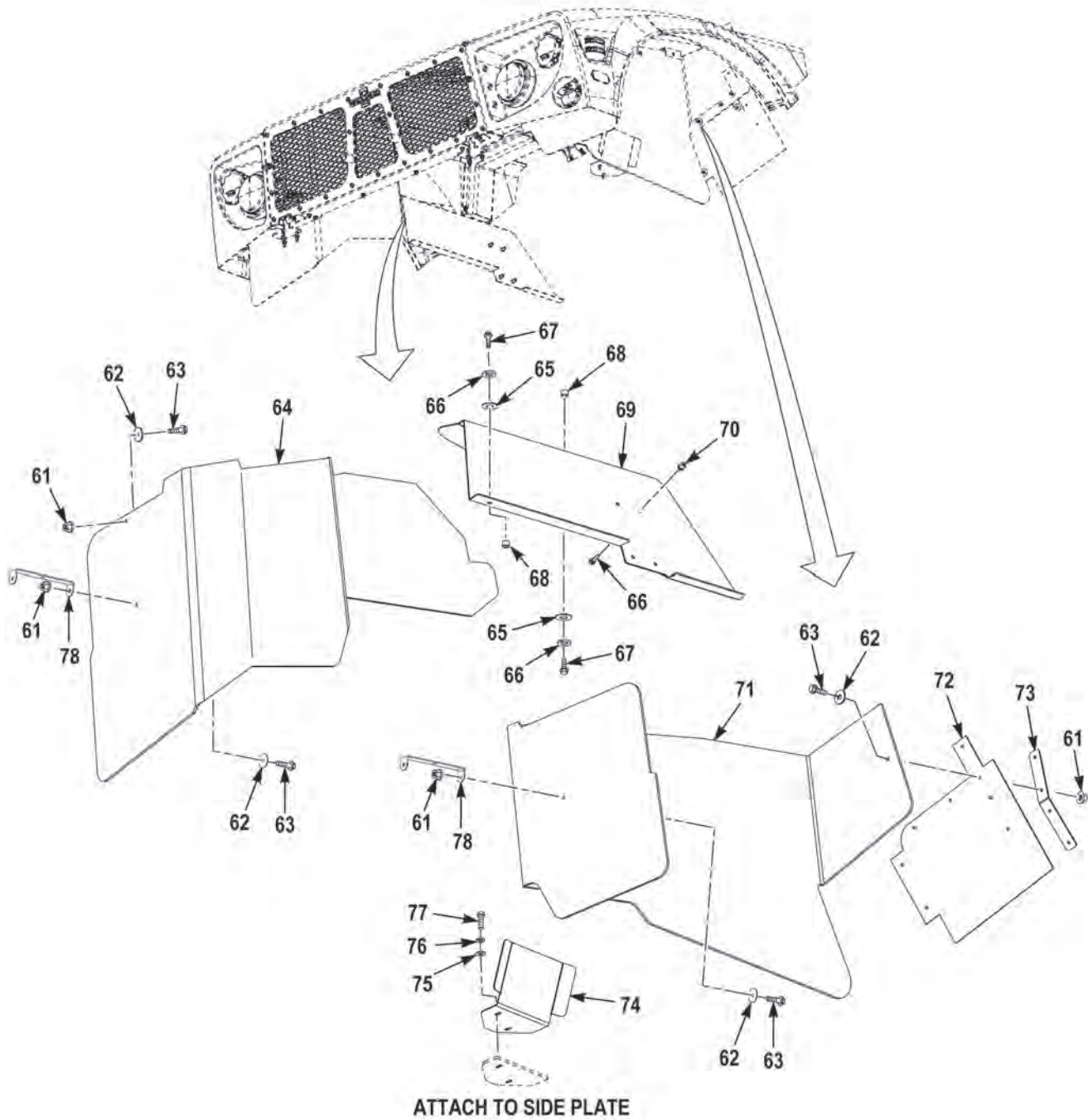


FIGURE 137 - HOOD ASSEMBLY AND INNER FENDERS (M1240) (SHEET 5 OF 5)



(1) FIG.	(2) ITEM	(3) PART NO.	(4) DESCRIPTION	(5) QTY.	(6) U/M
			GROUP 1801 BODY, CAB, HOOD, AND HULL ASSEMBLIES		
			FIG. 137 HOOD ASSEMBLY AND INNER FENDERS (M1240)		
137	1	3818025	HOOD, SHELL . . . . .	1	EA
137	2	1886180	WASHER, FLAT, .25 X 1.25 X .06. . . . .	8	EA
137	3	353AX	WASHER, LOCK, 1/4 . . . . .	2	EA
137	4	3436682	NUT, FLG, LKSP .50 - 13 G8 DC . . . . .	6	EA
137	5	3563706002	WASHER, FLAT . . . . .	25	EA
137	6	3542829002	NUT, SELF-LOCKING, HEXAGON, M5 - 0.8 . . . . .	25	EA
137	7	1376550	NUT, SELF-LOCKING, HEXAGON, #6 - 32 . . . . .	2	EA
137	8	3659369001	WASHER, FLAT . . . . .	2	EA
137	9	3516722	SHIELD, MARKER LIGHT . . . . .	4	EA
137	10	3630961	GASKET, MARKER LIGHT BRACKET. . . . .	4	EA
137	11	3382847	LIGHT, CLR MKR, AMB, 10 - 30, LED . . . . .	4	EA
137	12	1656090	SCREW, CAP, SOCKET HEAD . . . . .	2	EA
137	13	1127FX7	REFLECTOR, AMBER . . . . .	2	EA
137	14	1376550	NUT, SELF-LOCKING, HEXAGON, #10-24 . . . . .	8	EA
137	15	3716184	WASHER, FLAT . . . . .	12	EA
137	16	3662183	LIGHT, B.O. DRIVE, 12 - 24, LED. . . . .	1	EA
137	17	1416350	SCREW, PAN, XR. . . . .	4	EA
137	18	3558950	LIGHT, COMP, AMB, 12/24 LED. . . . .	2	EA
137	19	3538482009	SCREW, BUTTON, SOCKET . . . . .	18	EA
137	20	1503740	SCREW, CAP, HEXAGON HEAD . . . . .	2	EA
137	21	3848684	LIGHT, HEAD, CLEAR, 24, LED, WITH BUCKET . . .	2	EA
137	22	07370	LIGHT, HEAD, CLEAR, 24, LED. . . . .	2	EA
137	23	3816908	NAME PLATE, OSHKOSH . . . . .	1	EA
137	24	3822789	BRACKET, LIGHT POCKET RH. . . . .	1	EA
137	25	3822793	TUBE. . . . .	2	EA
137	26	3819513	FRAME, HOOD SUPPORT . . . . .	1	EA
137	27	3266309	NUT, SELF-LOCKING, HEXAGON 3/8-16 . . . . .	51	EA
137	28	3819515	GRILL . . . . .	1	EA
137	29	2463HX	WASHER, FLAT . . . . .	31	EA
137	30	3822790	BRACKET, LIGHT POCKET LH . . . . .	1	EA
137	31	3818030	SCREW, BUTTON, SOCKET . . . . .	6	EA
137	32	3304460	BRACKET, HOOD ANCHOR . . . . .	2	EA
137	33	3266318	SCR,FLG,HEX .38-16X1.25 G8 DA . . . . .	25	EA
137	34	3529255	BUMPER. . . . .	2	EA
137	35	3266307	NUT, PLAIN, HEXAGON, 1/4 - 20. . . . .	2	EA
137	36	703HX	WASHER, FLAT, 1/4 - 20 . . . . .	4	EA

(1) FIG.	(2) ITEM	(3) PART NO.	(4) DESCRIPTION	(5) QTY.	(6) U/M
137	37	3266314	SCREW, CAP, HEXAGON HEAD, 1/4-20 X 1.50 . . . .	2	EA
137	38	3239FX	NUT, JAM, .62 - 18 . . . . .	4	EA
137	39	318BX	WASHER, FLAT, .53 X 2.13 X .13. . . . .	2	EA
137	40	RH103324	WASHER, FLAT, .63 X 2.25 X .15. . . . .	4	EA
137	41	3266318	SCREW, CAP, HEX HEAD, 3/8-16 X 1 1/4 . . . . .	10	EA
137	42	3819514	MOUNT, HOOD SUPPORT. . . . .	1	EA
137	43	3819516	SUPPORT, RH . . . . .	1	EA
137	44	3822792	GUSSET, CENTER HOOD LH . . . . .	1	EA
137	45	3819517	SUPPORT, LH. . . . .	1	EA
137	46	3822791	GUSSET, CENTER HOOD RH . . . . .	1	EA
137	47	3820439	MOUNT, HOOD SUPPORT, RH . . . . .	1	EA
137	48	3264998	MOUNT, HOOD. . . . .	2	EA
137	49	3266317	SCREW, CAP, 3/8-16 X 1 . . . . .	4	EA
137	50	3249869	ROD END . . . . .	2	EA
137	51	3436682	NUT, FLANGE, SELF-LOCKING, 1/2-13. . . . .	1	EA
137	52	3825222	HINGE, HOOD, LOWER, WELDMENT. . . . .	2	EA
137	53	3322403	SCREW, SHOULDER, SOCKET, .44-20 X 1.63. . . . .	2	EA
137	54	3325071	SCREW, CAP, HEXAGON HEAD, 3/8-16 X 1 1/2. . . . .	6	EA
137	55	2071290	LATCH, RUBBER . . . . .	2	EA
137	56	3618946	SCREW, MACHINE, #10 - 24 X 3/4 . . . . .	4	EA
137	57	2071300	BRACKET, RUBBER LATCH . . . . .	2	EA
137	58	3247661	PLATE, HOOD MOUNT . . . . .	2	EA
137	59	3247664	RECEPTACLE, HOOD MOUNT . . . . .	2	EA
137	60	3247665	PLUG, HOOD MOUNT . . . . .	2	EA
137	61	1600460	NUT, SELF-LOCKING, CLINCH, .25 - 20 . . . . .	8	EA
137	62	3826891	WASHER, FLAT . . . . .	3	EA
137	63	3266312	SCREW, CAP, HEXAGON, 1/4 - 20 X 1 . . . . .	23	EA
137	64	3841291	FENDER, INNER FRONT, RH . . . . .	1	EA
137	65	3273186	WASHER, FLAT, 5/16 . . . . .	2	EA
137	66	3524930002	WASHER, LOCK, SPLIT, M8 X 18.1 X 1.6 . . . . .	1	EA
137	67	1965340	SCREW, CAP, HEXAGON, M8 X 1.25 X 1.82. . . . .	1	EA
137	68	3829288	SPACER . . . . .	1	EA
137	69	3826230	PANEL, INNER FENDER WELL, RH . . . . .	1	EA
137	70	2025970	INSERT, THREADED, 1/4 - 20 . . . . .	1	EA
137	71	3841292	FENDER, INNER FRONT, LH. . . . .	1	EA
137	72	3829516	FLAP, RUBBER INNER FENDER. . . . .	1	EA
137	73	3829515	BRACKET, INNER FENDER FLAP. . . . .	1	EA
137	74	3827954	BRACKET, FENDER RETAINER . . . . .	1	EA
137	75	3658282001	WASHER, FLAT, M6 X 18 X 1.6 . . . . .	1	EA
137	76	3273029	WASHER, LOCK, 5/16 . . . . .	2	EA
137	77	3273185	SCREW, FLANGED, HEXAGON HEAD, 5/16 - 18 X 1	2	EA

(1) FIG.	(2) ITEM	(3) PART NO.	(4) DESCRIPTION	(5) QTY.	(6) U/M
137	78	3841290	BRACKET . . . . .	2	EA
137	NI	2026030	INSERT, THREADED . . . . .	1	EA
137	NI	1379HX	WASHER, FLAT # 10 X .50 X .05 ZC . . . . .	8	EA
137	NI	1846HX1	SCREW, CAP, HEX .31 - 18 X 1.00 G5 ZY . . . . .	2	EA
137	NI	3271529	WASHER, FLAT .27 X 1.25 X .06 DA . . . . .	34	EA
137	NI	3273027	SCREW, CAP, HEX .31 - 18 X 1.50 G5 DA . . . . .	1	EA
137	NI	1754210	SCREW, FLG, HEX .31 - 18 X 1.00 G5 ZY . . . . .	4	EA
137	NI	3833660	SPACER .34 X 1.50 X 1.00 PL . . . . .	1	EA
137	NI	3834646	SPACER .34 X 1.50 X .81 PL . . . . .	1	EA
137	NI	3273029	WASHER, LOCK, SPLIT, .31X.59X.08 DA . . . . .	1	EA
137	NI	354AX	WASHER, LOCK, SPLIT .31 X .59 X .08 ZY . . . . .	2	EA
137	NI	3273177	SCREW, FLANGE, HEX, .31 - 18 X 1.50 G8 DA . . . . .	2	EA
137	NI	1804HX1	WASHER, FLAT .31 X .88 X .08 ZY . . . . .	2	EA
137	NI	3271736	WASHER, FLAT .44 X .97 X .07 DA . . . . .	36	EA
137	NI	3266307	NUT, SELF-LOCKING, HEXAGON, 1/4 - 20 . . . . .	2	EA
137	NI	3266309	NUT, SELF-LOCKING, HEXAGON, 3/8 - 16 . . . . .	49	EA
137	NI	3632376	INSERT .31 - 18 GRP .20 - .280 AR . . . . .	2	EA
137	NI	3333110	WASHER, FLAT .33 X 1.25 X .06 DA . . . . .	2	EA
137	NI	3828467	BRACKET, STANDOFF 1.50 X 1.50 X 0.13 90 . . . . .	9	EA
137	NI	3828466	BRACKET, STANDOFF 1.50 X 1.50 X 0.13 90 . . . . .	1	EA
137	NI	2291HX	CLAMP, LOOP . . . . .	15	EA
137	NI	3266308	NUT, FLANGE, LKSP .31 - 18 GA DA . . . . .	2	EA
137	NI	3268990	SCREW, FLAT, SLOTTED, WD #14 . . . . .	6	EA

END OF FIGURE



---

**FIELD AND SUSTAINMENT MAINTENANCE  
HOOD ASSEMBLY (M1240A1)**

---

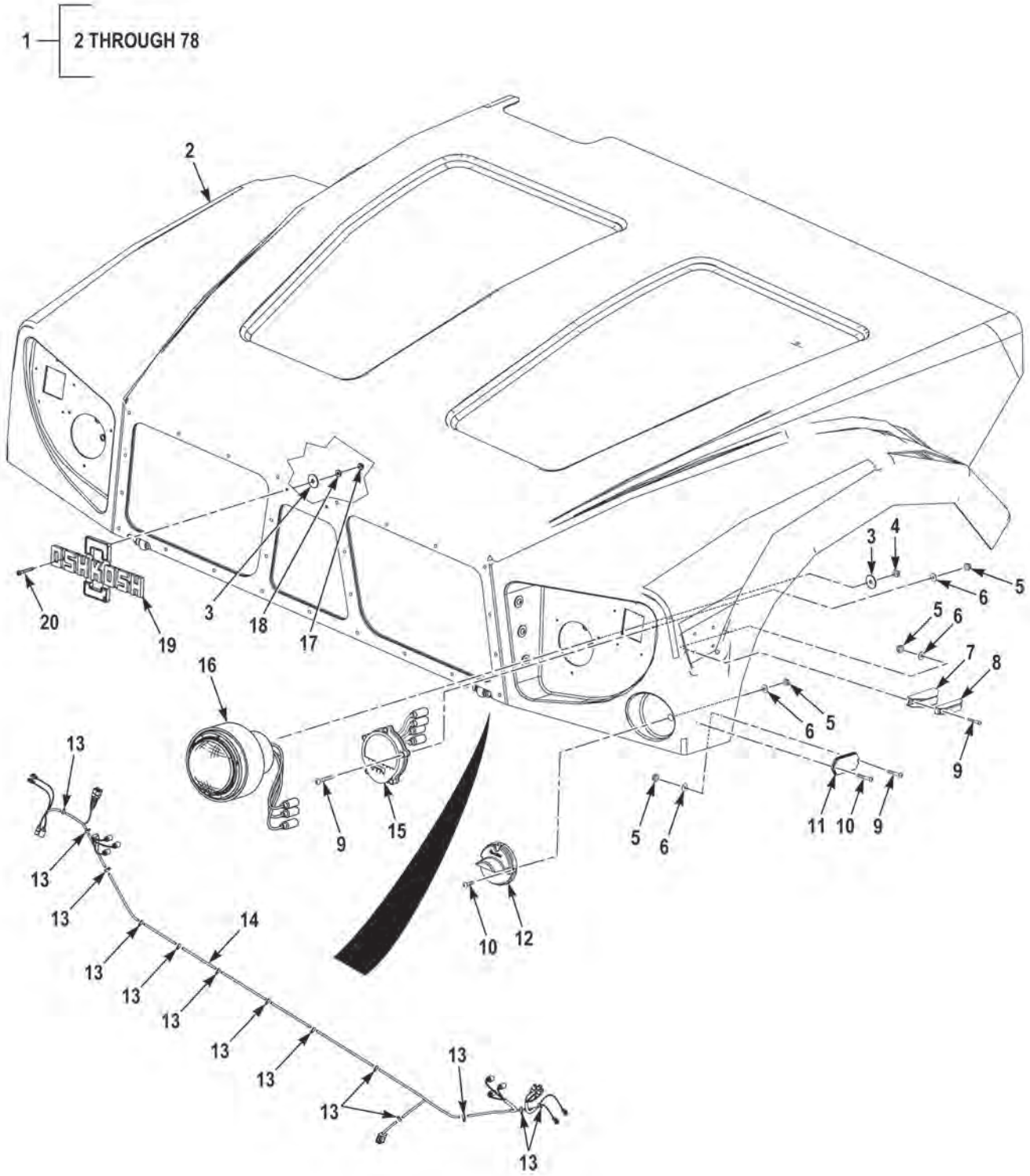


FIGURE 138 - HOOD ASSEMBLY (M1240A1) (SHEET 1 OF 5)

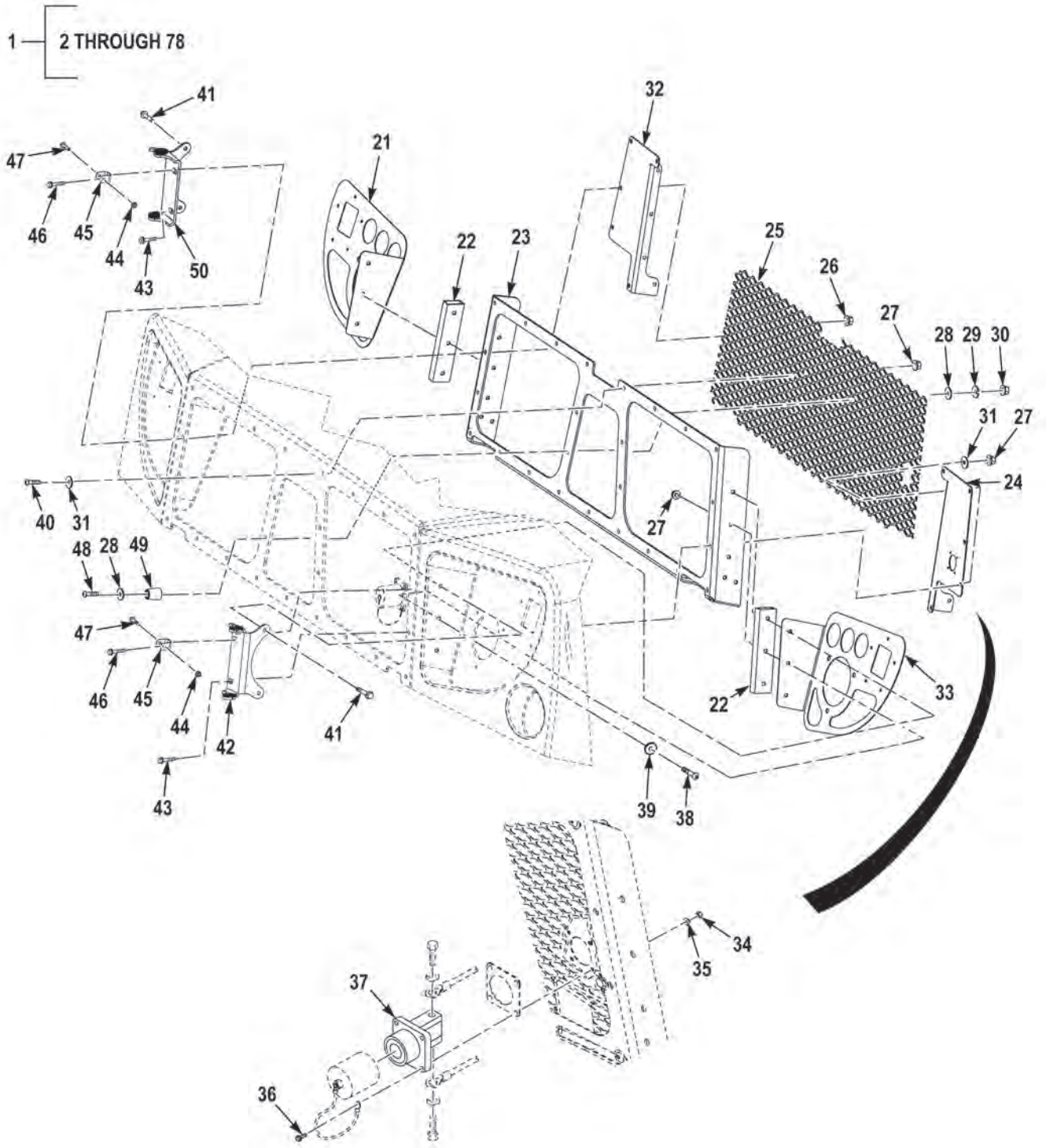


FIGURE 138 - HOOD ASSEMBLY (M1240A1) (SHEET 2 OF 5)



1 — 2 THROUGH 78

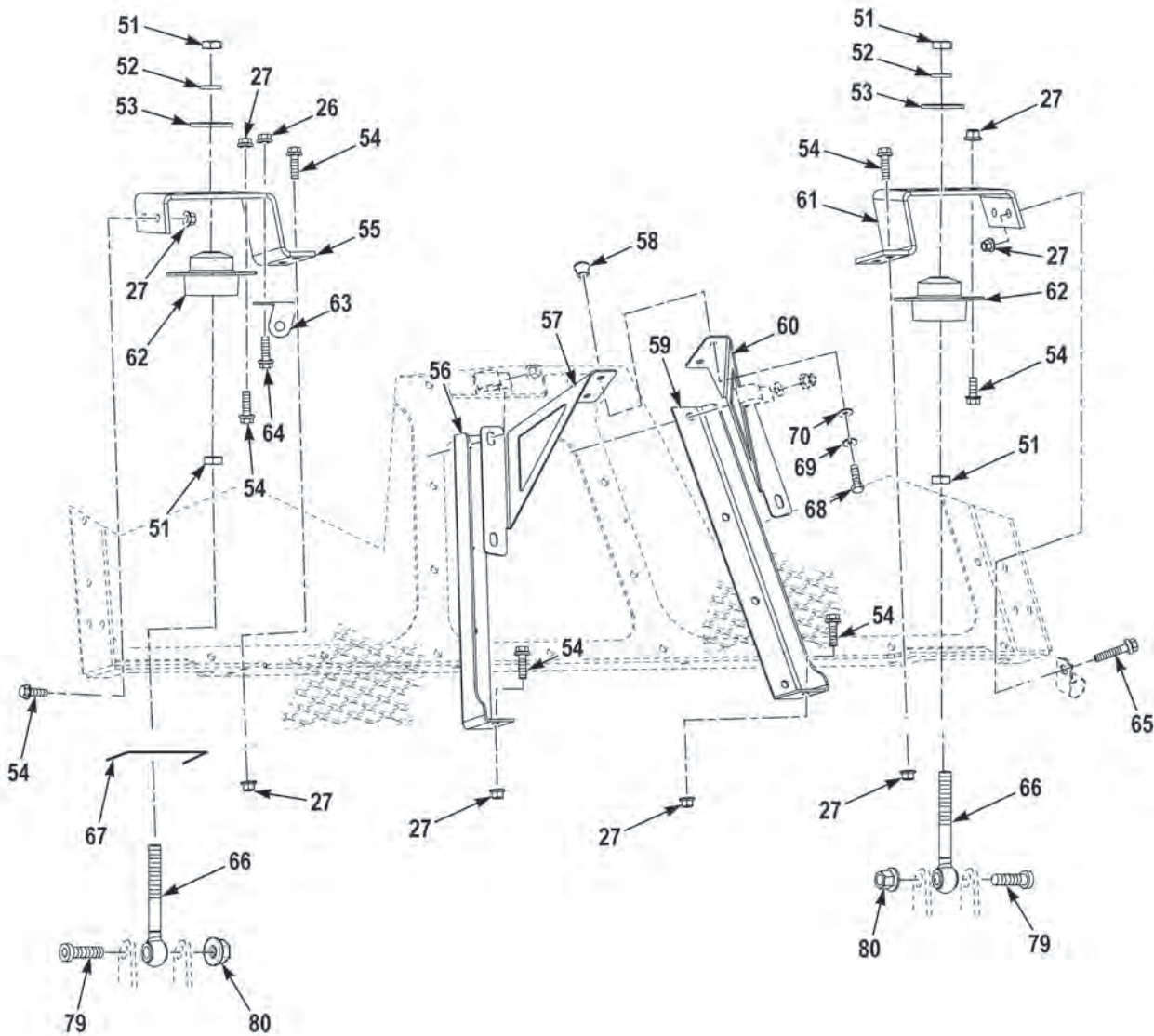


FIGURE 138 - HOOD ASSEMBLY (M1240A1) (SHEET 3 OF 5)



1 — 2 THROUGH 78

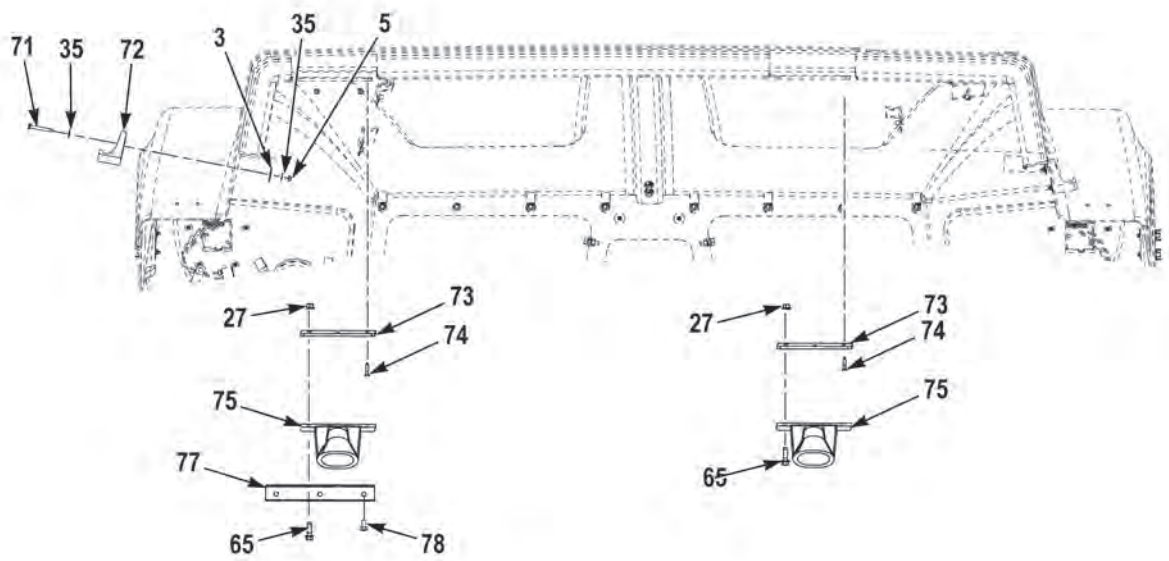


FIGURE 138 - HOOD ASSEMBLY (M1240A1) (SHEET 4 OF 5)

1 — 2 THROUGH 78

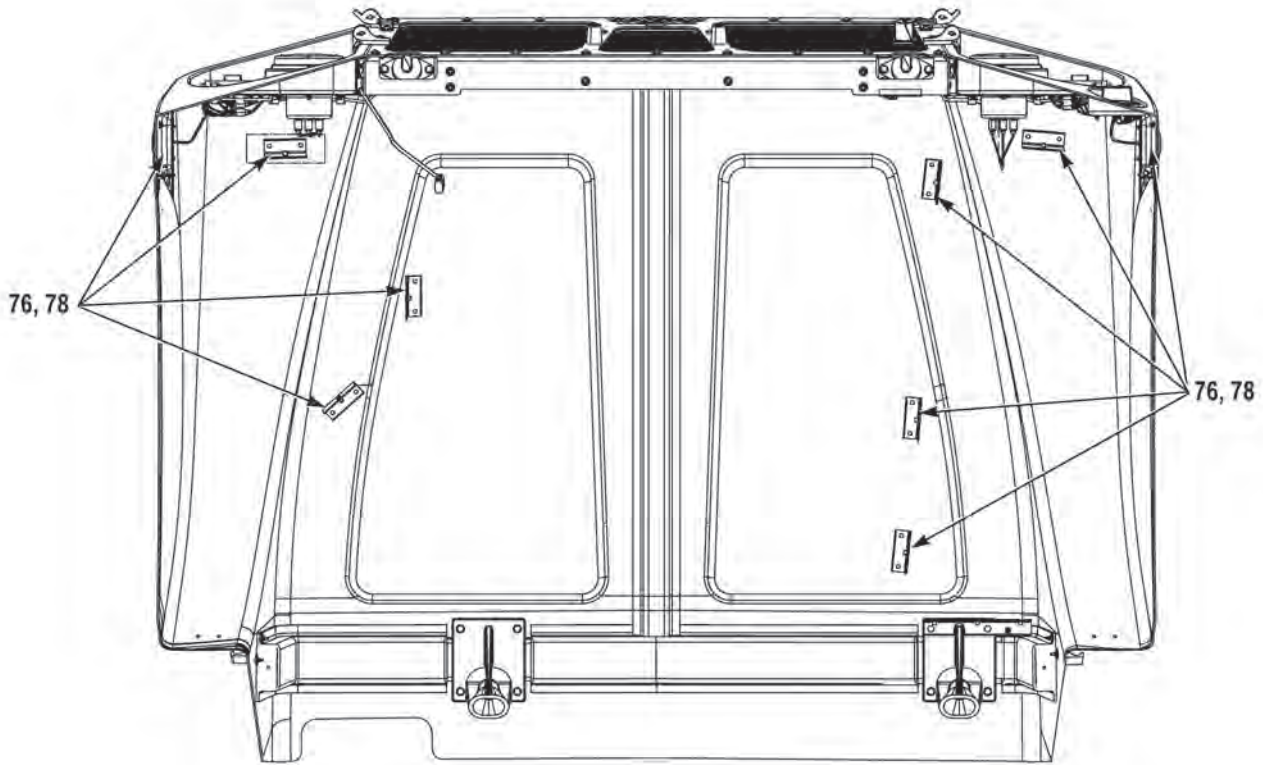


FIGURE 138 - HOOD ASSEMBLY (M1240A1) (SHEET 5 OF 5)

(1) FIG.	(2) ITEM	(3) PART NO.	(4) DESCRIPTION	(5) QTY.	(6) U/M
			GROUP 1801 BODY, CAB, HOOD, AND HULL ASSEMBLIES FIG. 138 HOOD ASSEMBLY (M1240A1)		
138	1	3900313	HOOD,ENGINE,COMPARTMENT . . . . .	1	EA
138	2	3900314	. HOOD SHELL, . . . . .	1	EA
138	3	71212	. WASHER,FLAT,.25 X 1.00 X .06 SS. . . . .	8	EA
138	4	108074	. NUT,SELF-LOCKING,1/4-20. . . . .	6	EA
138	5	12Z2007-71	. NUT,SELF-LOCKING,#10-24 NS SS . . . . .	29	EA
138	6	71010	. WASHER,FLAT,.20 X .69 X .04 SS. . . . .	25	EA
138	7	MT10244E200 DET 2	. GUARD,LAMP,MARKER LIGHT. . . . .	4	EA
138	8	35890Y	. LIGHT,MARKER,AMBER . . . . .	4	EA
138	9	1656090	. SCREW,MACHINE,10-24 X 1 1/4. . . . .	20	EA
138	10	1416350	. SCREW,MACHINE,1-24 X 3/4 . . . . .	5	EA
138	11	98001Y	. REFLECTOR,INDICATING,AMBER. . . . .	2	EA
138	12	07363	. LIGHT,BLACKOUT,DRIVE . . . . .	1	EA
138	13	C0V1313	. CLAMP,LOOP,.75 ID. . . . .	13	EA
138	14	3822780	. WIRING HARNESS,HOOD LIGHTS. . . . .	1	EA
138	15	07359	. LIGHT,PARKING,AMBER . . . . .	2	EA
138	16	07377	. HEADLIGHT,ASSEMBLY . . . . .	2	EA
138	17	70855	. NUT,SELF-LOCKING,#6-32 NS SS . . . . .	2	EA
138	18	3659369001	. WASHER,FLAT,#6 . . . . .	2	EA
138	19	3816908	. NAMEPLATE, . . . . .	1	EA
138	20	3274628	. SCREW,CAP,SCKT HEAD,6-32 X 1. . . . .	2	EA
138	21	3822789	. BRACKET,MOUNTING,RH. . . . .	1	EA
138	22	3822793	. TUBE,METALLIC, . . . . .	2	EA
138	23	3819513	. FRAME SECTION,STRUCTURAL,VEHICULAR, HOOD SUPPORT . . . . .	1	EA
138	24	3897855	. PANEL,LH . . . . .	1	EA
138	25	3864506	. GRILL,METAL, . . . . .	1	EA
138	26	3436679	. NUT,PLAIN,EXTENDED,.31-18 G5 DC . . . . .	3	EA
138	27	10823-00817	. NUT,SELF-LOCKING,ASSEMBLED WASHER, 3/8 -16	49	EA
138	28	96054	. WASHER,FLAT,.25 X .62 X .06 ZY. . . . .	4	EA
138	29	33618	. WASHER,LOCK,.25 X .49 X .06 ZY HDN . . . . .	2	EA
138	30	3271526	. NUT,PLAIN,HEXAGON,1/4/2002 . . . . .	2	EA
138	31	3271736	. WASHER,FLAT,.44 X .97 X .07 DA. . . . .	26	EA
138	32	3897854	. PANEL,RH . . . . .	1	EA
138	33	3822790	. BRACKET,MOUNTING,LH . . . . .	1	EA
138	34	AN365-1024A	. NUT,SELF-LOCKING,#10-24 G2 ZY. . . . .	4	EA
138	35	1379HX	. WASHER,FLAT,#10 . . . . .	12	EA
138	36	71522	. SCREW,MACHINE,#10-24X1.00 NS SS . . . . .	4	EA

(1) FIG.	(2) ITEM	(3) PART NO.	(4) DESCRIPTION	(5) QTY.	(6) U/M
138	37	11674728	. CONNECTOR,RECEPTACLE,ELECTRICAL . . . . .	1	EA
138	38	3818030	. SCREW,CAP,SCKT HEAD,3/8-16 X 2 1/2 . . . . .	2	EA
138	39	10892331	. WASHER,FLAT,.38 X 1.25 X .12 ZY . . . . .	2	EA
138	40	3268980	. SCREW,CAP,SCKT HEAD,HEAD,3/8-16 X 1 1/2 . . .	19	EA
138	41	3271560	. SCREW,CAP,HEX HEAD,3/8-16 X 2 1/2 . . . . .	4	EA
138	42	3883403	. MIRROR BRACKET,LH,LH . . . . .	1	EA
138	43	10823-01173	. SCREW,CAP,HEX HEAD,3/8-16 X 1 1/2 . . . . .	2	EA
138	44	3266307	. NUT,SELF-LOCKING,.25-20 G8 DA . . . . .	2	EA
138	45	3304460	. BRACKET,ANCHOR, . . . . .	2	EA
138	46	3273177	. SCREW,CAP,HEX HEAD,5/16-18 X 1 1/2 . . . . .	2	EA
138	47	3266314	. SCREW,CAP,HEX HEAD,1/4-2 X 1 1/2 . . . . .	2	EA
138	48	1503740	. SCREW,CAP,HEX HEAD,1/4-2 X 2 . . . . .	2	EA
138	49	7107675	. BUMPER, . . . . .	2	EA
138	50	3883404	. MIRROR BRACKET,RH,RH . . . . .	1	EA
138	51	36264	. NUT,PLAIN,HEXAGON,5/8-18 . . . . .	4	EA
138	52	0123500	. WASHER,LOCK,.62X1.08X.16ZYHD . . . . .	2	EA
138	53	R18733-3	. WASHER,FLAT,5/8 . . . . .	2	EA
138	54	10823-01171	. SCREW,CAP,HEX HEAD,.38-16X1.00 G8 DA . . . . .	13	EA
138	55	3819514	. BRACKET,VEHICULAR,HOOD SUPPORT,LH. . . . .	1	EA
138	56	3819516	. BRACKET,VEHICULAR,HOOD SUPPORT,LH. . . . .	1	EA
138	57	3822792	. BRACKET,MOUNTING,CENTER SUPPORT,LH . . .	1	EA
138	58	ARS4-518-280	. INSERT,SCREW THREAD,5/16-18 . . . . .	2	EA
138	59	3819517	. BRACKET,VEHICULAR,HOOD SUPPORT,RH . . . . .	1	EA
138	60	3822791	. BRACKET,MOUNTING,CENTER SUPPORT,RH . . .	1	EA
138	61	3820439	. BRACKET,MOUNTING,HOOD SUPPORT,RH . . . . .	1	EA
138	62	3264998	. MOUNT,RESILIENT,HOOD. . . . .	2	EA
138	63	3864554	. BRACKET,VEHICULAR, . . . . .	1	EA
138	64	3266316	. SCREW,CAP,HEX HEAD,.31-18 X 1.00 G8 DA . . . . .	1	EA
138	65	3266318	. SCREW,CAP,HEX HEAD,.38-16 X 1.25 G8 DA . . . . .	9	EA
138	66	3249869	. BEARING,PLAIN,ROD END . . . . .	2	EA
138	67	1467160-004	. QUICKEDGE MOLDING,MAKE FROM MOLDING P/N 75000343 (82654), 4 IN LG. . . . .	1	EA
138	68	95055	. SCREW,CAP,HEX HEAD,.31-18 X 1.00 G5 ZY . . . . .	2	EA
138	69	1263-3304-0	. WASHER,LOCK,.31 X .59 X .08 ZY . . . . .	2	EA
138	70	MS27183-12	. WASHER,FLAT,.31 X .59 X .08 ZY . . . . .	2	EA
138	71	MS51957-69	. SCREW,MACHINE,10-24 X 1 1/2. . . . .	4	EA
138	72	1431-000-87002	. STRIKE,CATCH,BRACKET,RUBBER LATCH . . . . .	2	EA
138	73	3247661	. BRACKET,MOUNTING,PLATE,HOOD . . . . .	2	EA
138	74	3268990	. SCREW,WOOD,#14-1 X 1 1/4 . . . . .	6	EA
138	75	3247664	. BRACKET,MOUNTING,RECEPTACLE,HOOD. . . . .	2	EA
138	76	3828467	. BRACKET,ANGLE, . . . . .	9	EA

---

(1) FIG.	(2) ITEM	(3) PART NO.	(4) DESCRIPTION	(5) QTY.	(6) U/M
138	77	3828466	. BRACKET,ANGLE,.....	1	EA
138	78	ALS9-420-165	. INSERT,SCREW THREAD,1/4-20 .....	12	EA
138	79	10071062	SCREW,SHOULDERED,.50-13X1.65 NS SS.....	2	EA
138	80	3436682	NUT,SELF-LOCKING,1/2-13.....	2	EA

**END OF FIGURE**



---

**FIELD AND SUSTAINMENT MAINTENANCE  
HOOD ASSEMBLY (M1245)**

---

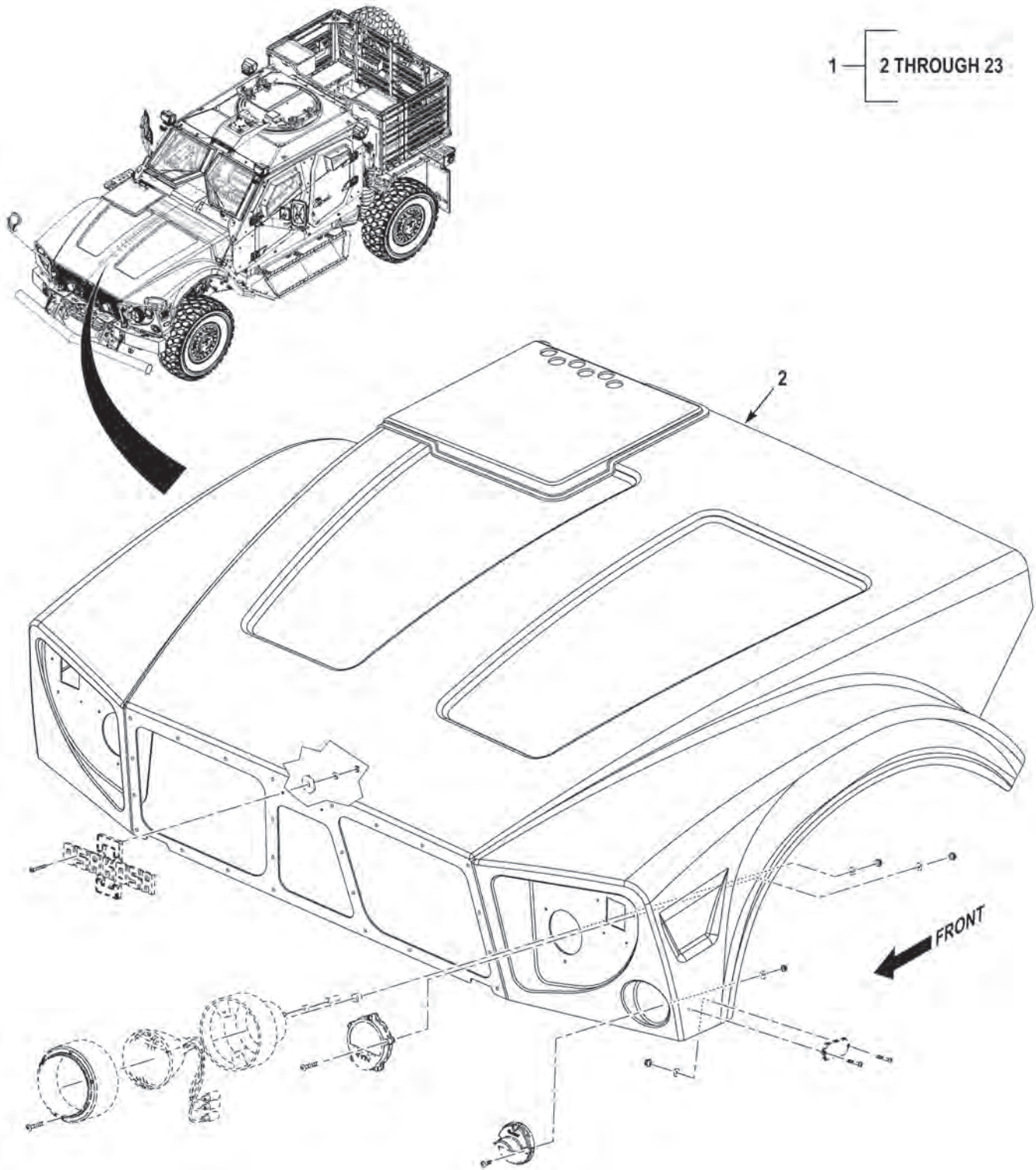


FIGURE 139 - HOOD ASSEMBLY (M1245) (SHEET 1 OF 5)



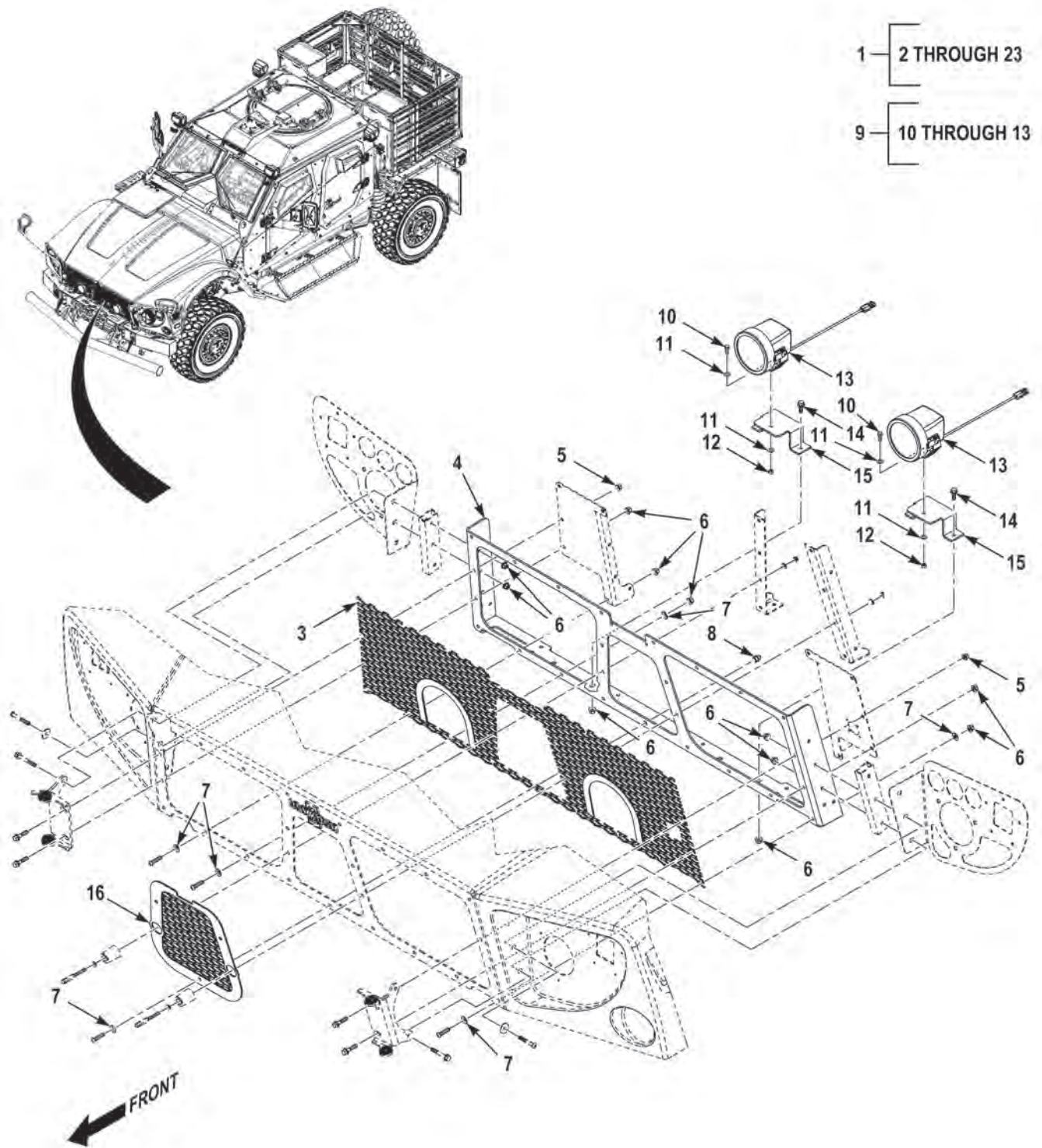
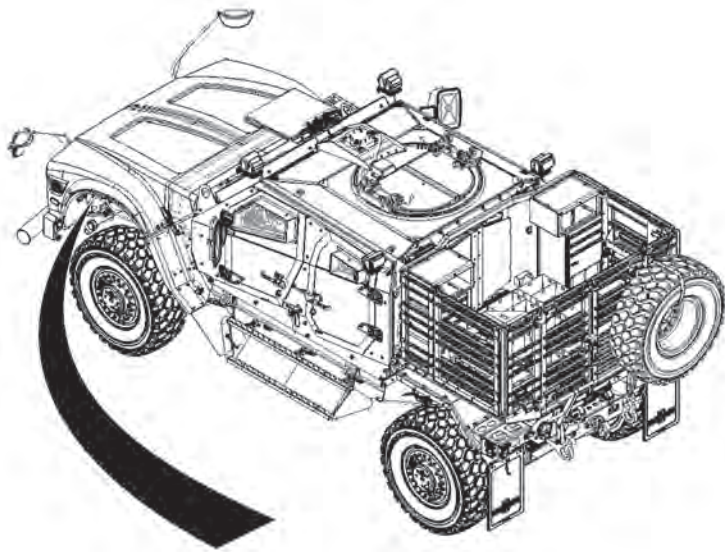


FIGURE 139 - HOOD ASSEMBLY (M1245) (SHEET 2 OF 5)



1 — 2 THROUGH 23

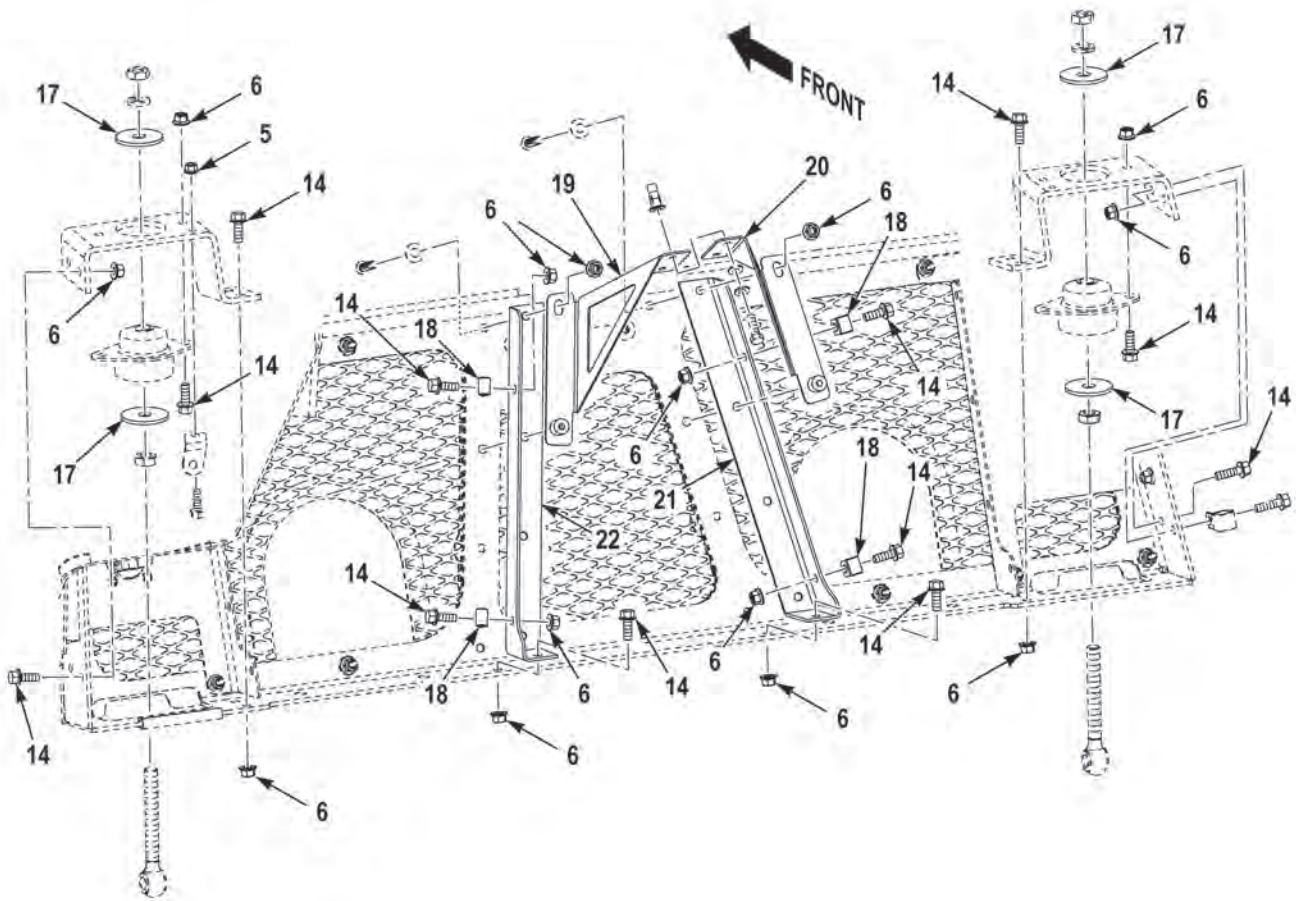


FIGURE 139 - HOOD ASSEMBLY (M1245) (SHEET 3 OF 5)



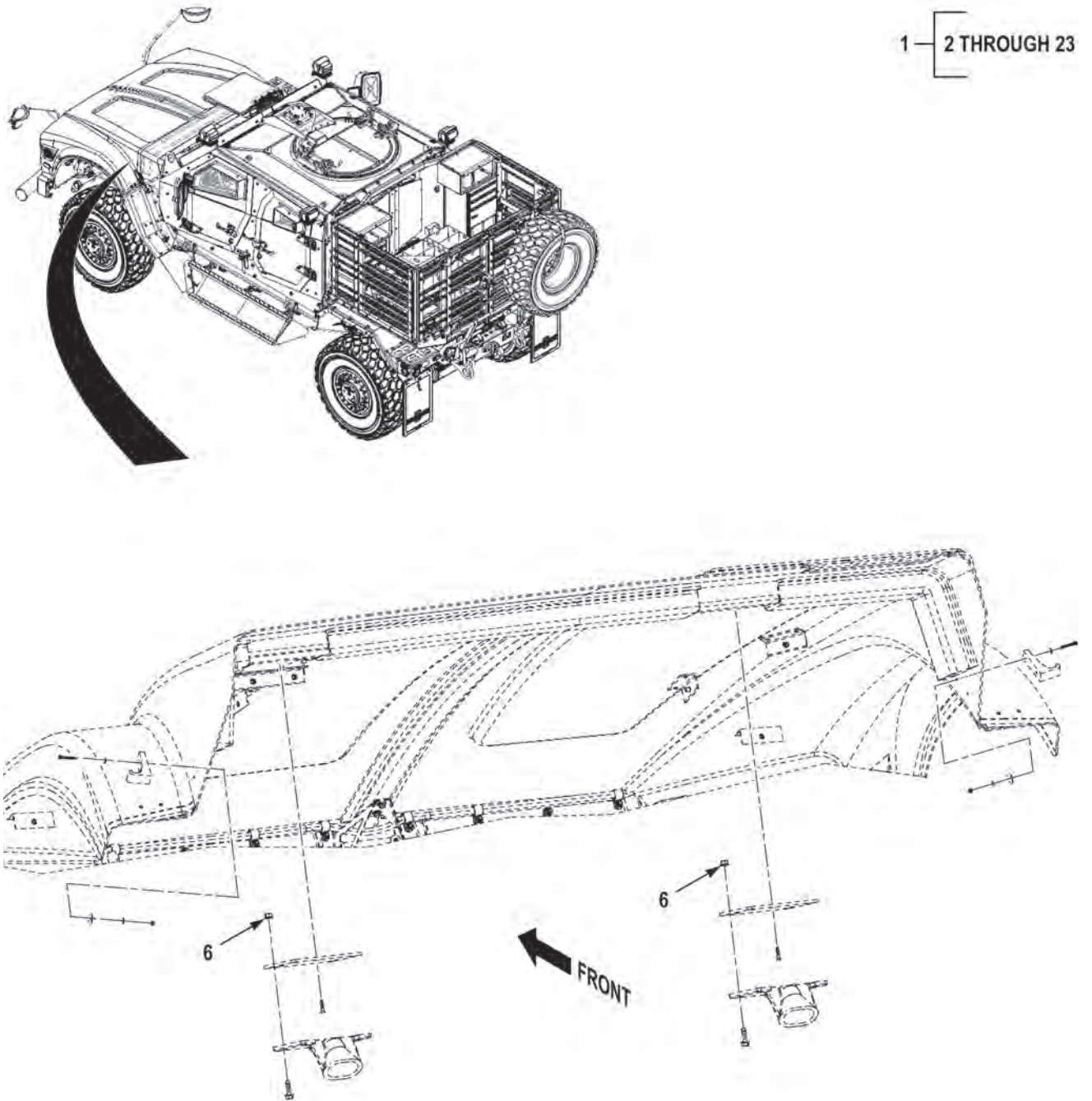


FIGURE 139 - HOOD ASSEMBLY (M1245) (SHEET 4 OF 5)

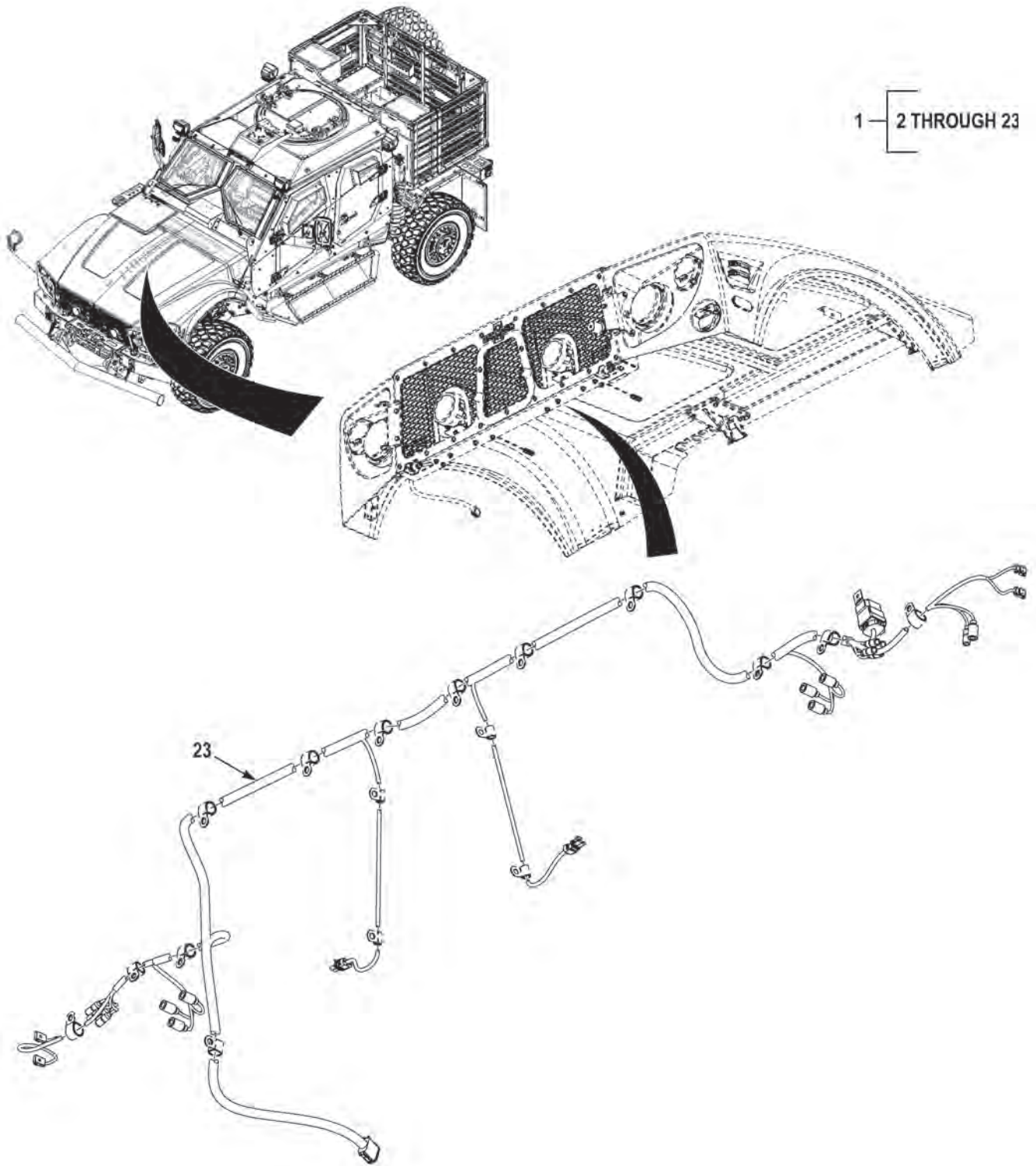


FIGURE 139 - HOOD ASSEMBLY (M1245) (SHEET 5 OF 5)

(1) FIG.	(2) ITEM	(3) PART NO.	(4) DESCRIPTION	(5) QTY.	(6) U/M
			GROUP 1801 BODY, CAB, HOOD, AND HULL ASSEMBLIES		
			FIG. 139 HOOD ASSEMBLY (M1245)		
139	1	3893398	HOOD ASSEMBLY . . . . .	1	EA
139	2	3905050	. HOOD SHELL ASSEMBLY . . . . .	1	EA
139	3	3898069	. GRILL,METAL . . . . .	1	EA
139	4	3898026	. FRAME,HOOD SUPPORT . . . . .	1	EA
139	5	3266308	. NUT,SELF-LOCKING,.31-18 G8 DA . . . . .	3	EA
139	6	3266309	. NUT,SELF-LOCKING,.38-16 G8 DA . . . . .	54	EA
139	7	14215	. WASHER,FLAT,.44 X .97 X .07 DA . . . . .	25	EA
139	8	ALS9T-616-312	. INSERT,SCREW THREAD,.38-16 X .312 TZ . . . . .	1	EA
139	9	61-3274	. HEADLIGHT ASSEMBLY . . . . .	2	EA
139	10	3266317	.. SCREW,CAP,HEX HEAD,.38-16X1.00 G8 DA . . . . .	2	EA
139	11	3436668	.. WASHER,FLAT.38 X .81 X .07 DC . . . . .	4	EA
139	12	3266309	.. NUT,SELF-LOCKING,.38-16 G8 DA . . . . .	2	EA
139	13	61-3274-XA	.. HEADLIGHT . . . . .	2	EA
139	14	3266317	. SCREW,CAP,HEX HEAD,.38-16X1.00 G8 DA . . . . .	21	EA
139	15	3897608	. BRACKET,ANGLE . . . . .	2	EA
139	16	3897009	. GRILL,METAL . . . . .	1	EA
139	17	R18733-3	. WASHER,FLAT,.63 X 2.25 X .15 . . . . .	4	EA
139	18	COV-0713	. CLAMP,LOOP,.44 ID . . . . .	4	EA
139	19	3906758	. BRACKET,VEHICULAR . . . . .	1	EA
139	20	3906759	. BRACKET,VEHICULAR . . . . .	1	EA
139	21	3898024	. BRACKET,VEHICULAR . . . . .	1	EA
139	22	3898025	. BRACKET,VEHICULAR . . . . .	1	EA
139	23	3909607	. WIRING HARNESS,HOOD . . . . .	1	EA

END OF FIGURE



---

**FIELD AND SUSTAINMENT MAINTENANCE  
HOOD ACCESS STEPS (M1245)**

---



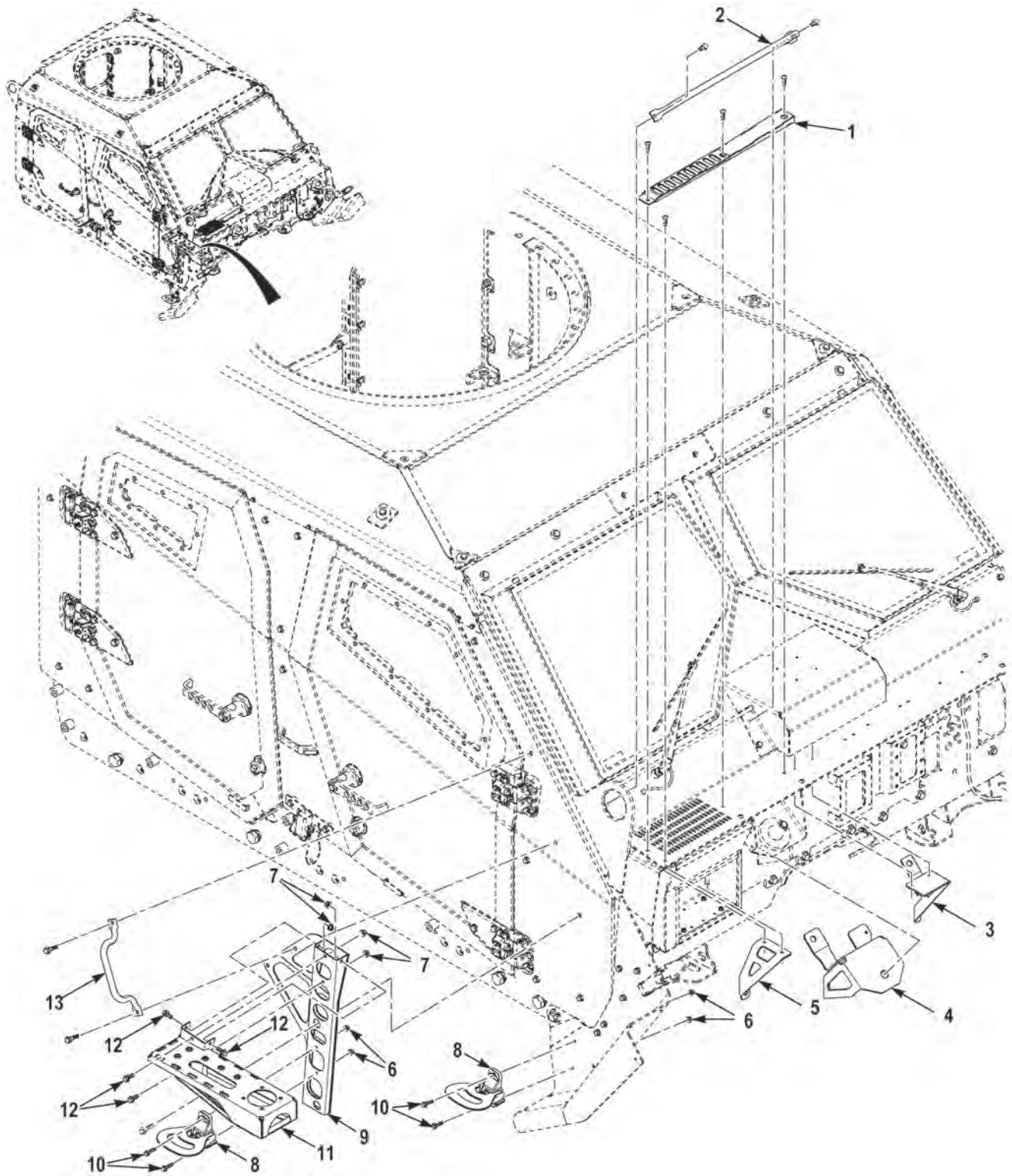


FIGURE 140 - HOOD ACCESS STEPS (M1245)



(1) FIG.	(2) ITEM	(3) PART NO.	(4) DESCRIPTION	(5) QTY.	(6) U/M
			GROUP 1801 BODY, CAB, HOOD, AND HULL ASSEMBLIES		
			FIG. 140 HOOD ACCESS STEPS (M1245)		
140	1	3888788	BRACKET,VEHICULAR . . . . .	1	EA
140	2	3868031	HANDLE,GRAB,LONG . . . . .	1	EA
140	3	3903566	BRACKET,VEHICULAR . . . . .	1	EA
140	4	3903565	BRACKET,VEHICULAR . . . . .	1	EA
140	5	3887244	BRACKET,VEHICULAR . . . . .	1	EA
140	6	3266308	NUT,SELF-LOCKING,.31-18 G8 DA . . . . .	2	EA
140	7	3266309	NUT,SELF-LOCKING,.38-16 G8 DA . . . . .	3	EA
140	8	1-585809 ZN	STEP,HOOD ACCESS . . . . .	2	EA
140	9	3913351	BRACKET,MOUNTING . . . . .	1	EA
140	10	3274543	SCREW,CAP,HEX HEAD,.31-18 X 1.25 G8 DA . . . . .	4	EA
140	11	3868035	BRACKET,MOUNTING . . . . .	1	EA
140	12	3266317	SCREW,CAP,HEX HEAD,.38-16X1.00 G8 DA . . . . .	4	EA
140	13	3868030	HANDLE,GRAB,SHORT . . . . .	1	EA

END OF FIGURE



---

**FIELD AND SUSTAINMENT MAINTENANCE  
HOOD SUPPORT ASSEMBLY (M1240)**

---

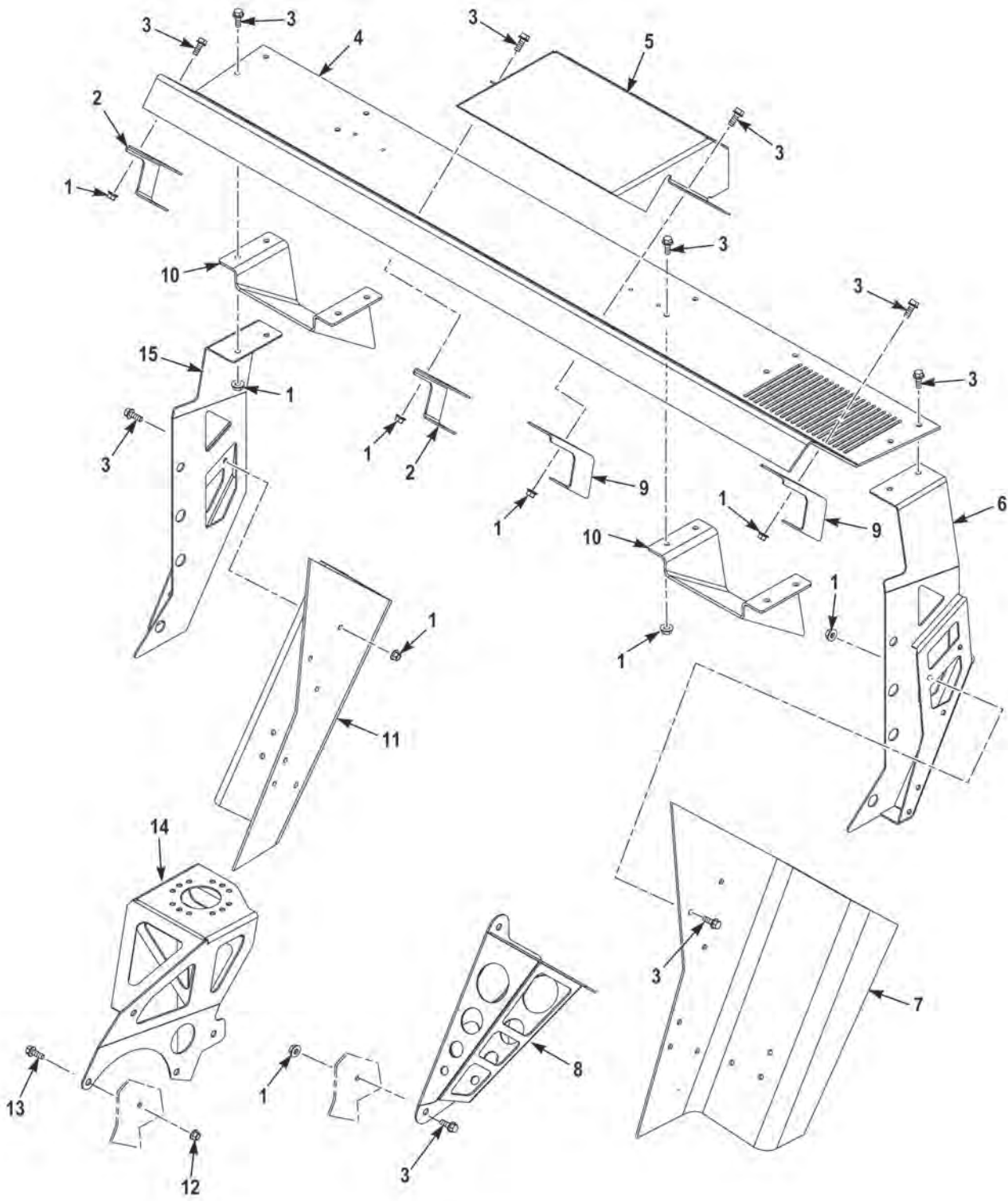


FIGURE 141 - HOOD SUPPORT ASSEMBLY (M1240)

(1) FIG.	(2) ITEM	(3) PART NO.	(4) DESCRIPTION	(5) QTY.	(6) U/M
			GROUP 1801 BODY, CAB, HOOD, AND HULL ASSEMBLIES FIG. 141 HOOD SUPPORT ASSEMBLY (M1240)		
141	1	3266309	NUT, SELF-LOCKING, HEXAGON, 3/8 - 16 . . . . .	37	EA
141	2	3820573	BRACKET, COVER, WIPER, LH . . . . .	2	EA
141	3	3266317	SCREW, CAP, 3/8 - 16 X 1 . . . . .	37	EA
141	4	3820480	BRACKET, HOOD,SUPPORT, CTR . . . . .	1	EA
141	5	3820595	BRACKET, ANTENNA MOUNTING . . . . .	1	EA
141	6	3820665	BRACKET, HOOD SUPPORT, WELDMENT, RH . . . .	1	EA
141	7	3820505	1/4 FENDER, RH . . . . .	1	EA
141	8	3846988	BRACKET, ANTENNA MOUNTING . . . . .	1	EA
141	9	3820572	BRACKET, COVER, WIPER, RH . . . . .	2	EA
141	10	3820571	BRACKET, CONE, MOUNTING . . . . .	2	EA
141	11	3820506	1/4 FENDER, LH. . . . .	1	EA
141	12	3524928003	NUT, FLANGE, LKDT M10 - 1.5 C10 . . . . .	1	EA
141	13	3524927055	SCREW, FLANGE, HEX M10 - 1.5 X 30 C10 DG. . . .	1	EA
141	14	3846988	ANTENNA MTG, WELDMENT . . . . .	1	EA
141	15	3841984	BRACKET, HOOD SUPPORT, WELDMENT, LH . . . .	1	EA
141	NI	3266310	NUT, SELF-LOCKING, ASSEMBLED WASHER, 1/2 - 13 . . . . .	2	EA
141	NI	3429391	SCREW, HEX HEAD, FLANGED, 1/4-20 X 1/2 . . . . .	4	EA
141	NI	3436678	NUT, PLAIN, EXTENDED WASHER, HEXAGON, 1/4 - 20 . . . . .	4	EA
141	NI	3268980	SCREW, CAP SOCKET HEAD, 3/8 - 16 X 1 1/2 . . . .	10	EA
141	NI	3247665	PLUG, HOOD MOUNT . . . . .	2	EA
141	NI	3421185	WASHER, FLAT, 1/2 . . . . .	2	EA
141	NI	3491955	SCREW, CAP, HEXAGON HEAD, 1/2 - 13 X 4 . . . . .	2	EA
141	NI	EE100969	TAPE, FOAM 36 IN . . . . .	36	IN
141	NI	EE100969	TAPE, FOAM 37 IN . . . . .	37	IN

END OF FIGURE



---

**FIELD AND SUSTAINMENT MAINTENANCE  
HOOD SUPPORT ASSEMBLY (M1240A1)**

---

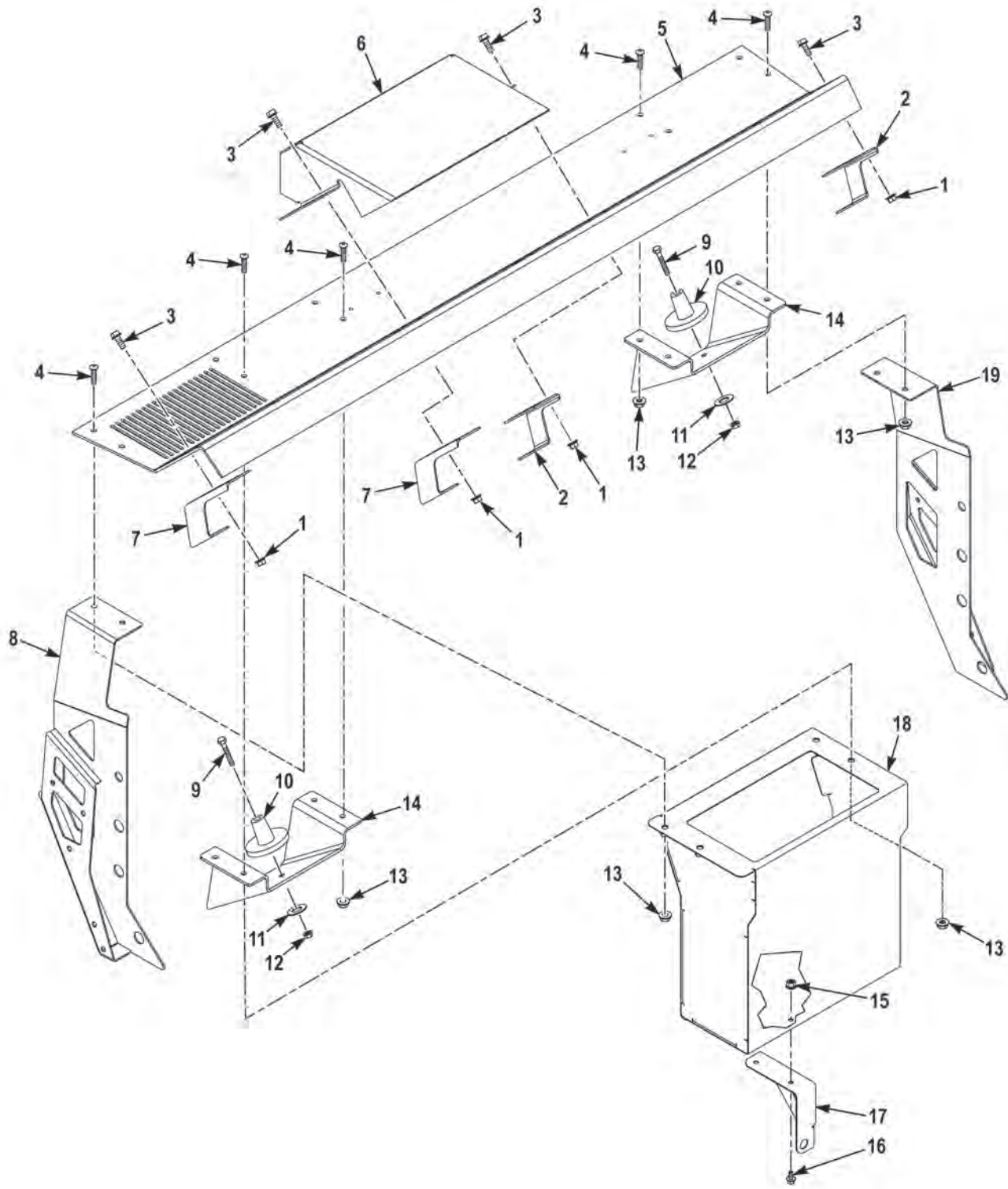


FIGURE 142 - HOOD SUPPORT ASSEMBLY (M1240A1)

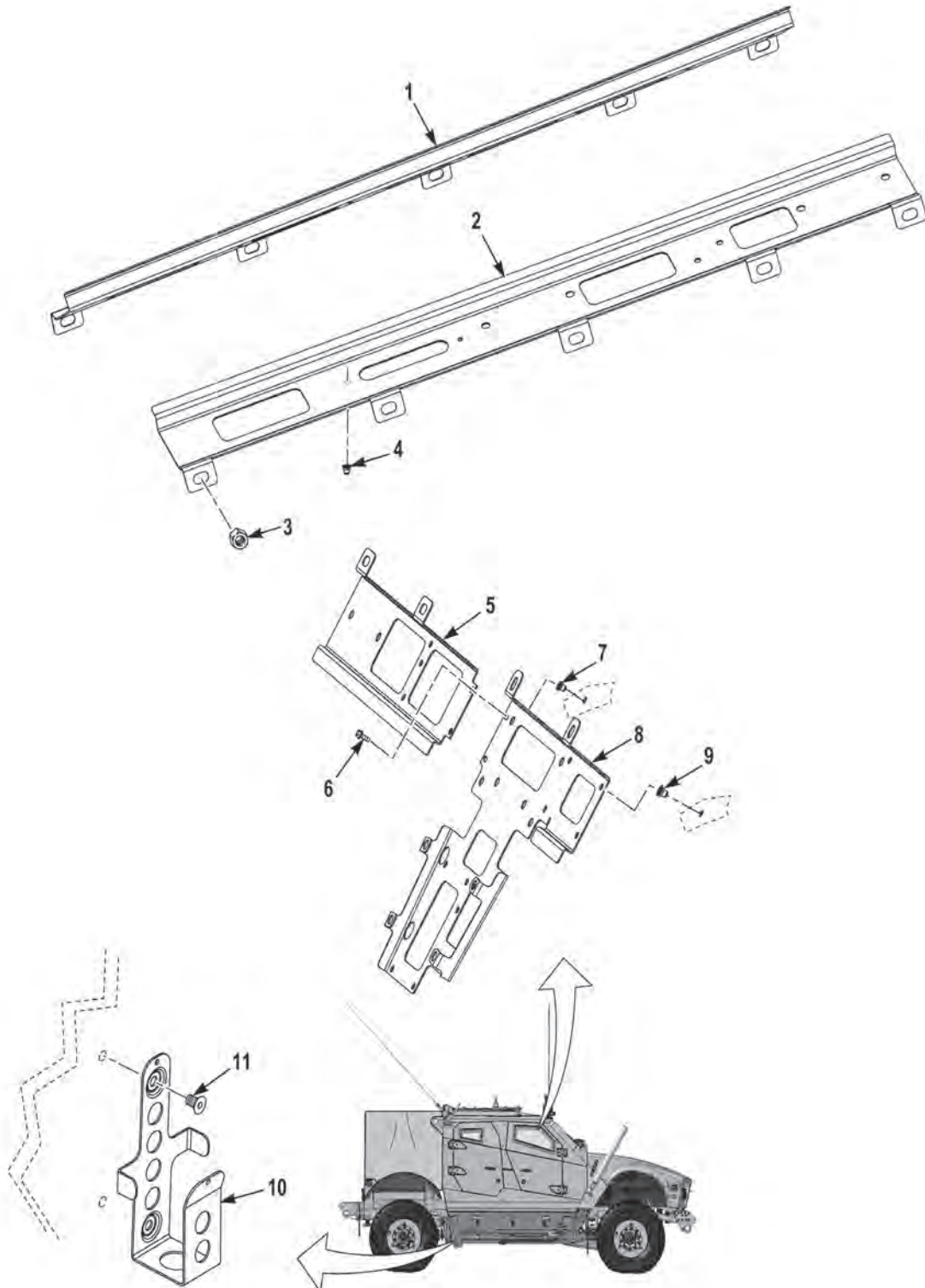


(1) FIG.	(2) ITEM	(3) PART NO.	(4) DESCRIPTION	(5) QTY.	(6) U/M
			GROUP 1801 BODY, CAB, HOOD, AND HULL ASSEMBLIES		
			FIG. 142 HOOD SUPPORT ASSEMBLY (M1240A1)		
142	1	10823-00817	NUT,SELF-LOCKING,ASSEMBLED WASHER, 3/8 -16	8	EA
142	2	3820573	BRACKET,MOUNTING,LH . . . . .	2	EA
142	3	10823-01171	SCREW,CAP,HEX HEAD,.38-16X1.00 G8 DA . . . . .	8	EA
142	4	3337046	SCREW,CAP,SCKT HEAD,3/8-16 X 1 1/4 . . . . .	9	EA
142	5	3820480	BRACKET,MOUNTING, . . . . .	1	EA
142	6	3907494	BRACKET,MOUNTING, . . . . .	1	EA
142	7	3820572	BRACKET,MOUNTING,RH . . . . .	2	EA
142	8	3820665	BRACKET,MOUNTING, . . . . .	1	EA
142	9	3491955	SCREW,CAP,HEX HEAD,1/2-14 X 4 . . . . .	2	EA
142	10	J-21678-1	PLUG,PROTECTIVE,DUST AND MOISTURE SEAL . .	2	EA
142	11	3421185	WASHER,FLAT,1/2 . . . . .	2	EA
142	12	3266310	NUT,SELF-LOCKING,.50-13 G8 DA . . . . .	2	EA
142	13	3863140	NUT,SELF-LOCKING,.38-16 G5 ZC . . . . .	10	EA
142	14	3820571	BRACKET,MOUNTING, . . . . .	2	EA
142	15	3436678	NUT,SELF-LOCKING,.25-20 G5 DC . . . . .	4	EA
142	16	0142742	SCREW,CAP,HEX HEAD,1/4-20 X 1/2 . . . . .	4	EA
142	17	3820794	BRACKET,MOUNTING, . . . . .	2	EA
142	18	3820854	DUCT ASSEMBLY,AIR CONDITIONING-HEARING, VEHICULAR . . . . .	1	EA
142	19	3820664	BRACKET,MOUNTING, . . . . .	1	EA

**END OF FIGURE**



**FIELD AND SUSTAINMENT MAINTENANCE  
INTERIOR TRIM (M1240)**



**FIGURE 143 - INTERIOR TRIM (M1240) (SHEET 1 OF 2)**

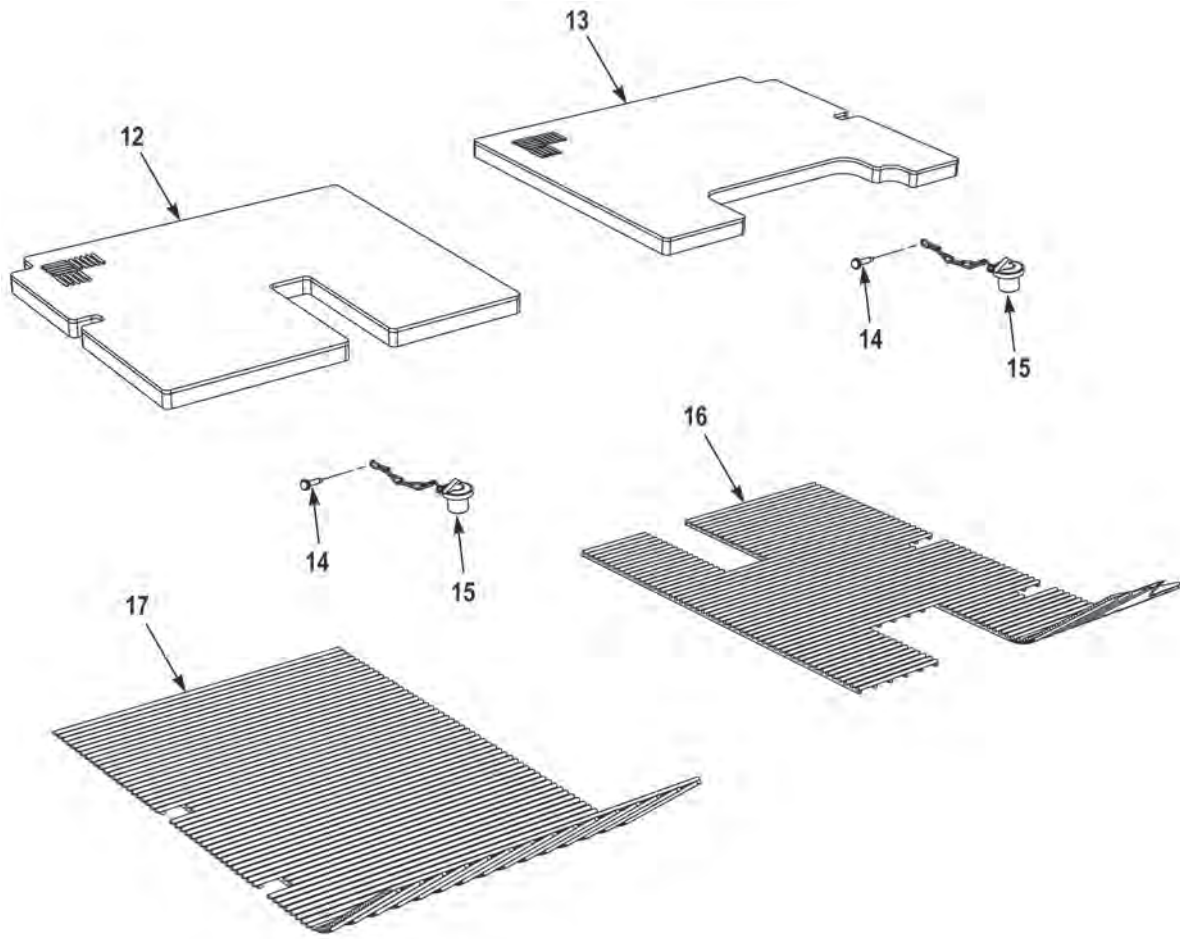


FIGURE 143 - INTERIOR TRIM (M1240) (SHEET 2 OF 2)

(1) FIG.	(2) ITEM	(3) PART NO.	(4) DESCRIPTION	(5) QTY.	(6) U/M
			GROUP 1801 BODY, CAB, HOOD, AND HULL ASSEMBLIES FIG. 143 INTERIOR TRIM (M1240)		
143	1	3825130	BRACKET, HEADLINER, RH . . . . .	1	EA
143	2	3826137	BRACKET, HEADLINER, LH . . . . .	1	EA
143	3	3826346	NUT, JAM, M14 - 2 C8 UF . . . . .	2	EA
143	4	3252491	INSERT, THREADED . . . . .	8	EA
143	5	3825269	BRACKET, CAB UPPER CONTROLS, RH. . . . .	1	EA
143	6	1606140	SCREW, CAP, HEXAGON HEAD, 1/4 - 20 X 3/4 . . . . .	2	EA
143	7	3392517	INSERT, THREADED . . . . .	14	EA
143	8	3825270	BRACKET, CAB, CENTER CONTROLS . . . . .	1	EA
143	9	2239930	INSERT, THREADED . . . . .	21	EA
143	10	3829793	BRACKET, FIRST AID . . . . .	1	EA
143	11	2CD567	SCREW, FLAT . . . . .	2	EA
143	12	3827368	FLOOR MAT, REAR, RH. . . . .	1	EA
143	13	3827367	FLOOR MAT, REAR, LH . . . . .	1	EA
143	14	1468170	SCREW, FLANGE, HEXAGON HEAD, M10. . . . .	2	EA
143	15	1769610	PLUG, DRAIN ASSEMBLY . . . . .	2	EA
143	16	3832744	FLOOR MAT, FRONT, LH . . . . .	1	EA
143	17	3832745	FLOOR MAT, FRONT, RH. . . . .	1	EA

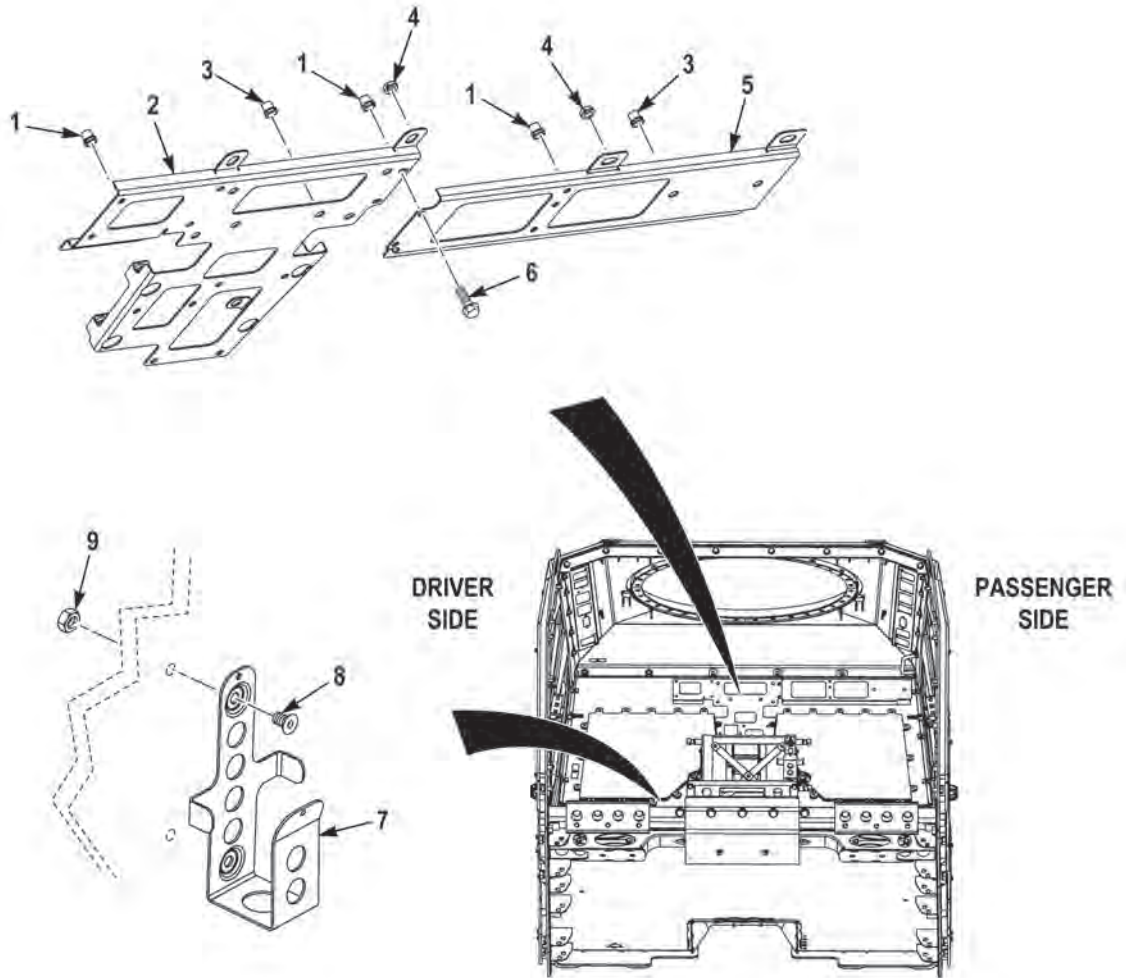
END OF FIGURE



---

**FIELD AND SUSTAINMENT MAINTENANCE  
INTERIOR TRIM (M1240A1)**

---



**FIGURE 144 - INTERIOR TRIM (M1240A1) (SHEET 1 OF 2)**

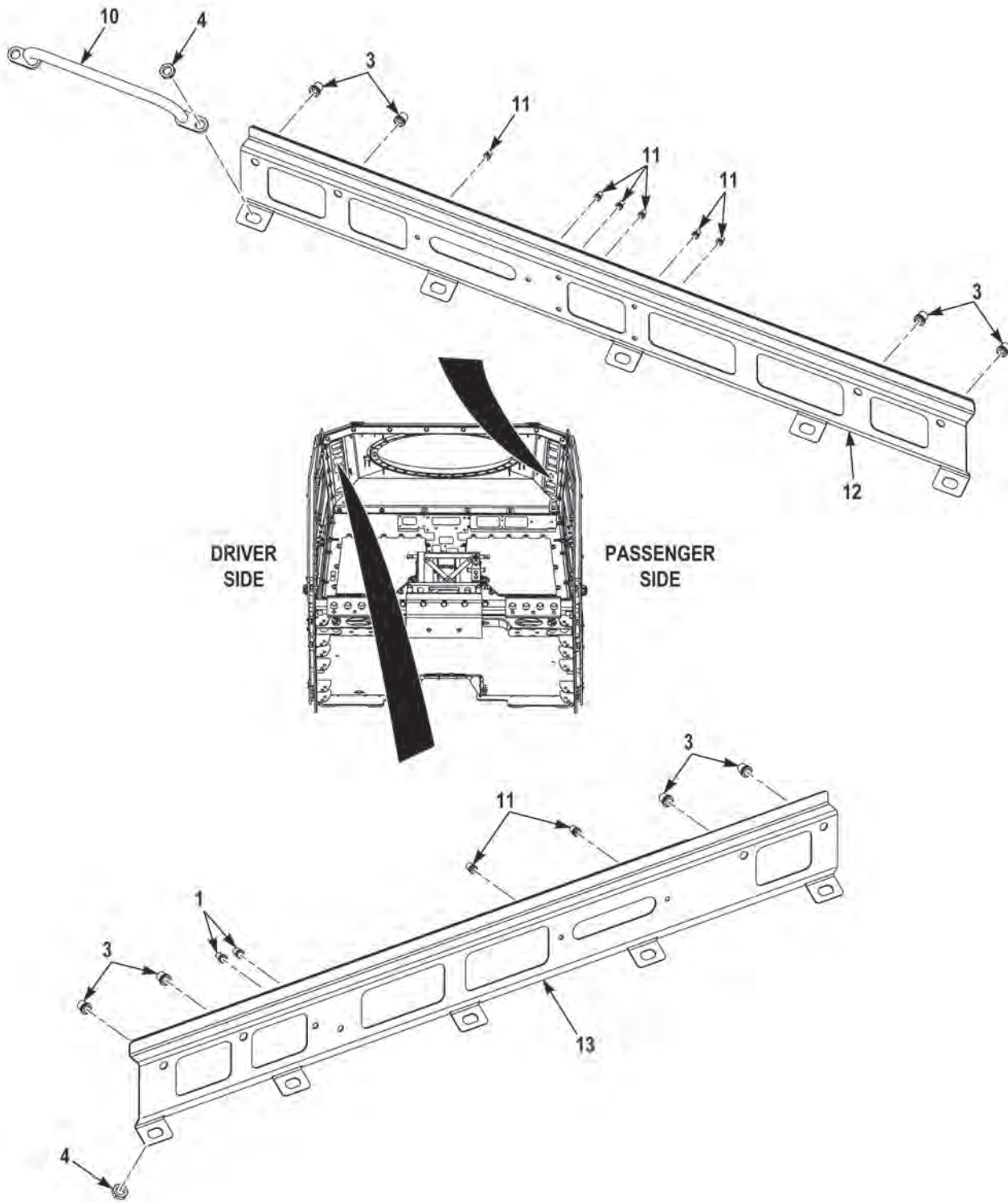


FIGURE 144 - INTERIOR TRIM (M1240A1) (SHEET 2 OF 2)



(1) FIG.	(2) ITEM	(3) PART NO.	(4) DESCRIPTION	(5) QTY.	(6) U/M
			GROUP 1801 BODY, CAB, HOOD, AND HULL ASSEMBLIES FIG. 144 INTERIOR TRIM (M1240A1)		
144	1	10823-01574	NUT,PLAIN,BLIND,.25-20 X .165 AL . . . . .	17	EA
144	2	3825270	BRACKET,VEHICULAR,COMPONENTS, UPPER CENTER . . . . .	1	EA
144	3	ALA1-616-150	INSERT,SCREW THREAD,3/8-16 . . . . .	16	EA
144	4	40169	NUT,PLAIN,HEXAGON,M14-2 C8 UF . . . . .	14	EA
144	5	3825269	BRACKET,VEHICULAR,COMPONENTS,UPPER RH	1	EA
144	6	110961	SCREW,CAP,HEX HEAD,.25-20 X .75 G5 ZY . . . . .	2	EA
144	7	3829793	BRACKET,VEHICULAR,COMPONENTS,FIRST AID.	1	EA
144	8	10823-04257	SCREW,MACHINE,3/8-16 X 3/4. . . . .	2	EA
144	9	10823-02452	NUT,SELF-LOCKING,.38-16 G5 DC. . . . .	2	EA
144	10	3841246	HANDLE,GRAB, . . . . .	1	EA
144	11	ALA1-1024-130	INSERT,SCREW THREAD,#10-24X.130 AL . . . . .	8	EA
144	12	3825130	BRACKET,VEHICULAR,COMPONENTS, HEADLINER RH . . . . .	1	EA
144	13	3855595	BRACKET,VEHICULAR,COMPONENTS, HEADLINER LH . . . . .	1	EA

END OF FIGURE



---

**FIELD AND SUSTAINMENT MAINTENANCE  
INTERIOR TRIM (M1245)**

---

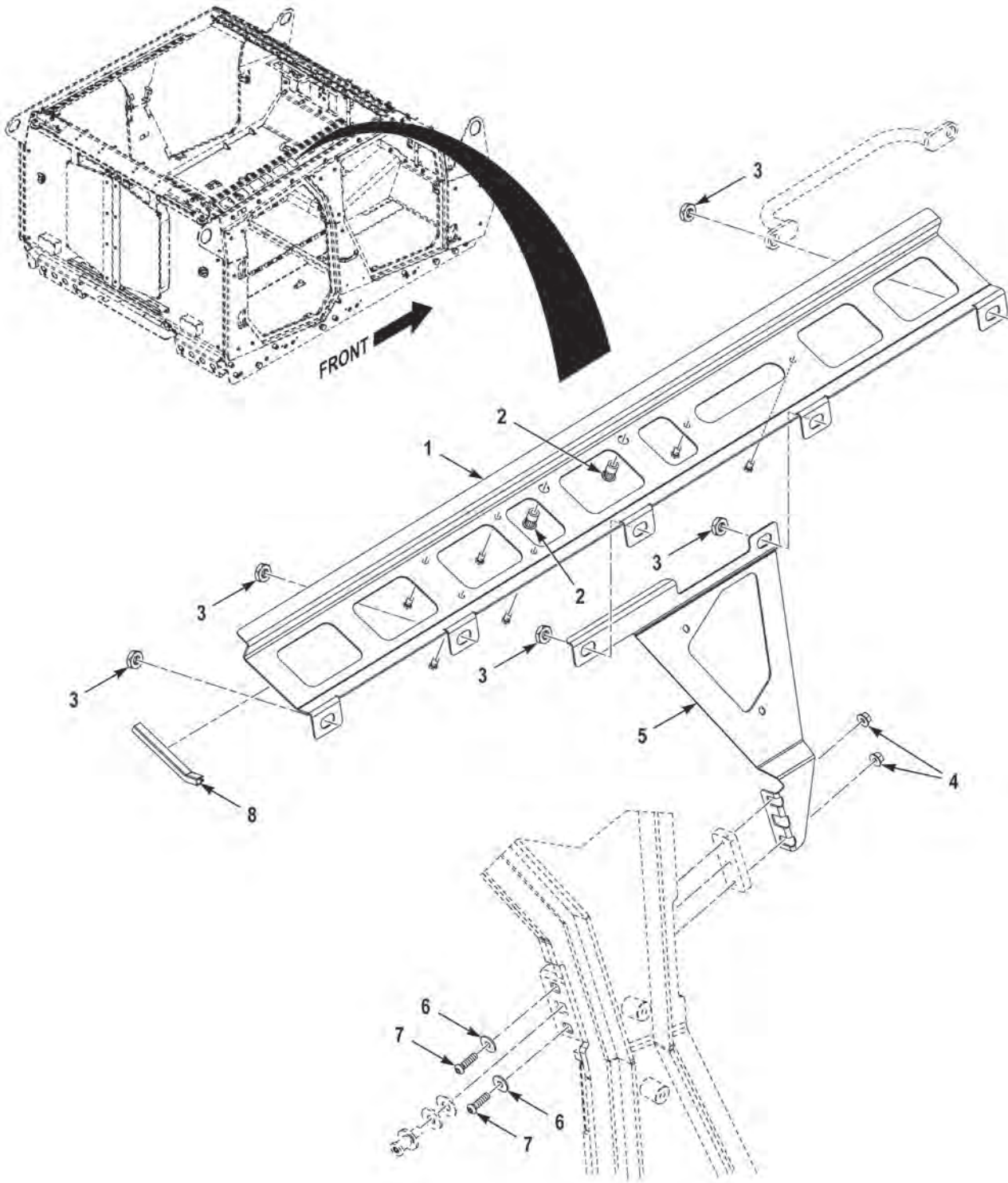


FIGURE 145 - INTERIOR TRIM (M1245) (SHEET 1 OF 3)

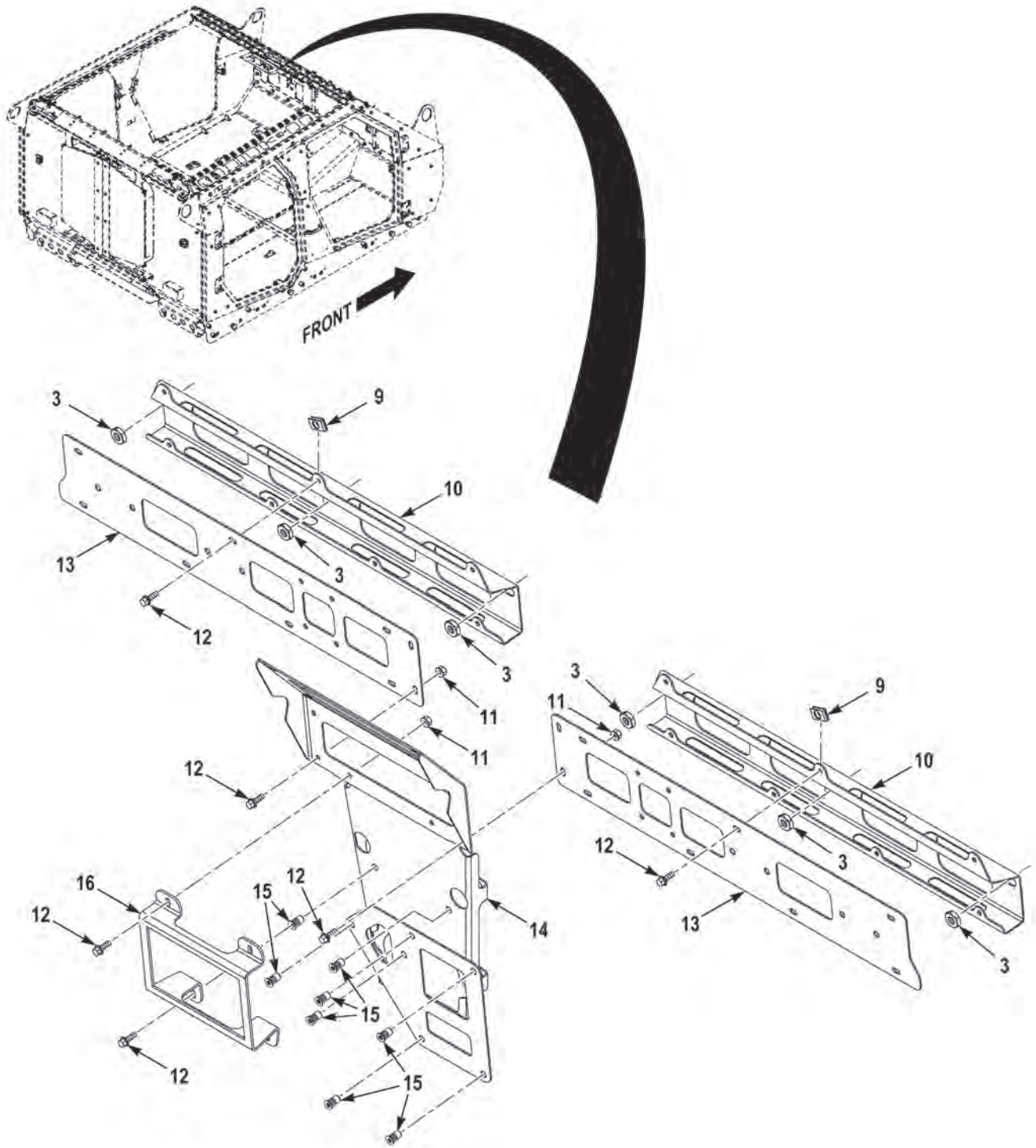


FIGURE 145 - INTERIOR TRIM (M1245) (SHEET 2 OF 3)

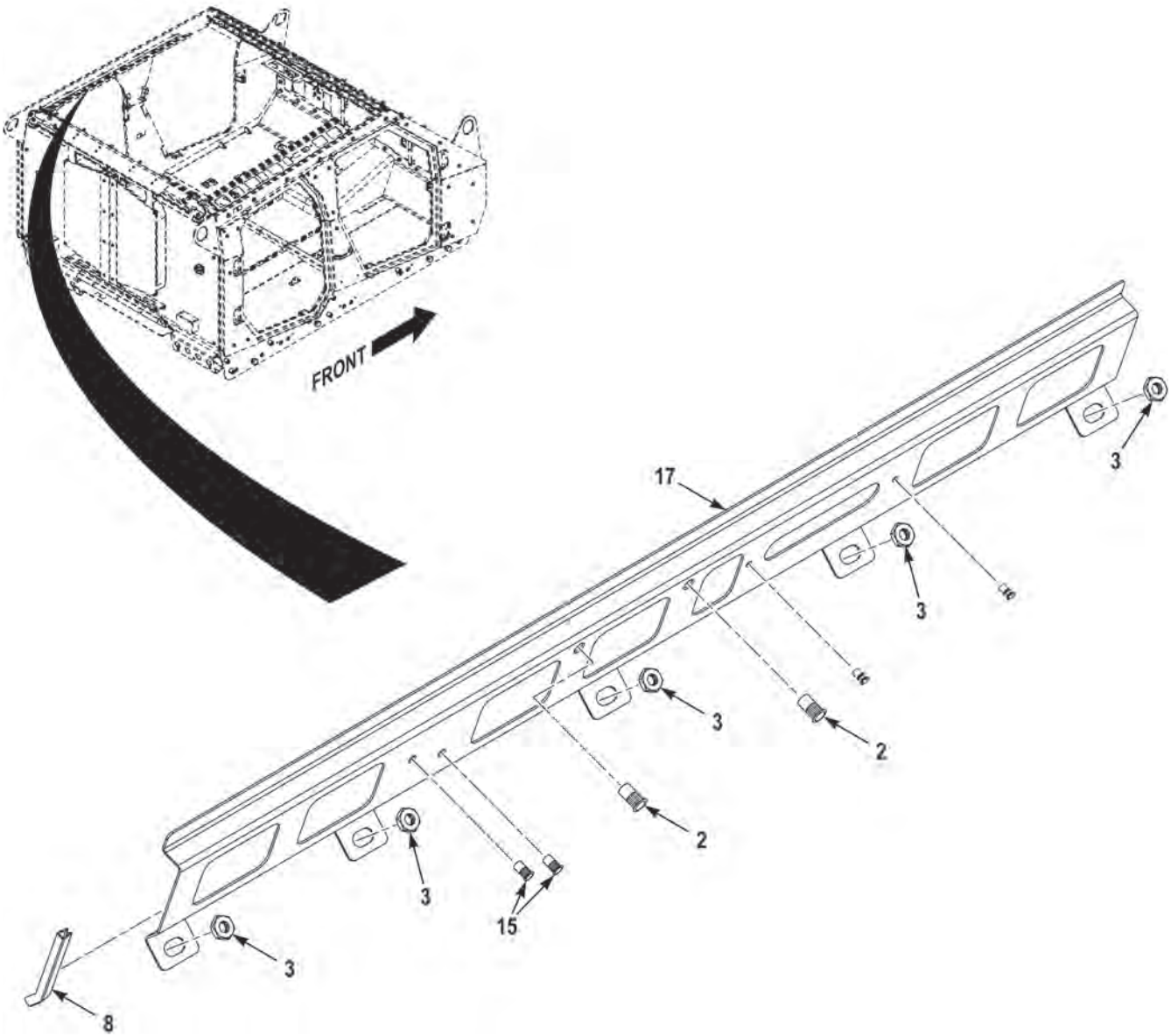


FIGURE 145 - INTERIOR TRIM (M1245) (SHEET 3 OF 3)

(1) FIG.	(2) ITEM	(3) PART NO.	(4) DESCRIPTION	(5) QTY.	(6) U/M
			GROUP 1801 BODY, CAB, HOOD, AND HULL ASSEMBLIES FIG. 145 INTERIOR TRIM (M1245)		
145	1	3906176	BRACKET,VEHICULAR . . . . .	1	EA
145	2	ALA1-616-150	INSERT,SCREW THREAD,.38-16X150 AL . . . . .	4	EA
145	3	40169	NUT,PLAIN,HEXAGON,M14-2 C8 UF . . . . .	16	EA
145	4	3836235002	NUT,SELF-LOCKING,M8-1.25 C10 PO . . . . .	2	EA
145	5	3905425	BRACKET,VEHICULAR . . . . .	1	EA
145	6	3524933002	WASHER,FLAT,M8X24X2.0 DG . . . . .	2	EA
145	7	3836202004	SCREW,CAP,SOC HEAD,M8-1.25X30 C10.9 . . . . .	2	EA
145	8	3175843-004	CHANNEL,NONMETALLIC,MAKE FROM CHANNEL P/N SF 845 (82654), 4 IN LG . . . . .	2	EA
145	9	3853231	NUT,CLIPPING . . . . .	14	EA
145	10	3913020	BRACKET,VEHICULAR . . . . .	2	EA
145	11	192408	NUT,SELF-LOCKING,.25-20 G5 ZY . . . . .	6	EA
145	12	110961	SCREW,CAP,HEX HEAD,.25-20X.75 G5 ZY . . . . .	22	EA
145	13	3902485	BRACKET,VEHICULAR . . . . .	2	EA
145	14	3905424	BRACKET,VEHICULAR . . . . .	1	EA
145	15	ALA1-420-165	NUT,PLAIN,BLIND,.25-20X.165 AL . . . . .	10	EA
145	16	3896587	BRACKET,VEHICULAR . . . . .	1	EA
145	17	3906177	BRACKET,VEHICULAR . . . . .	1	EA

END OF FIGURE





---

**FIELD AND SUSTAINMENT MAINTENANCE  
FRONT DEBRIS GUARDS (M1240A1)**

---

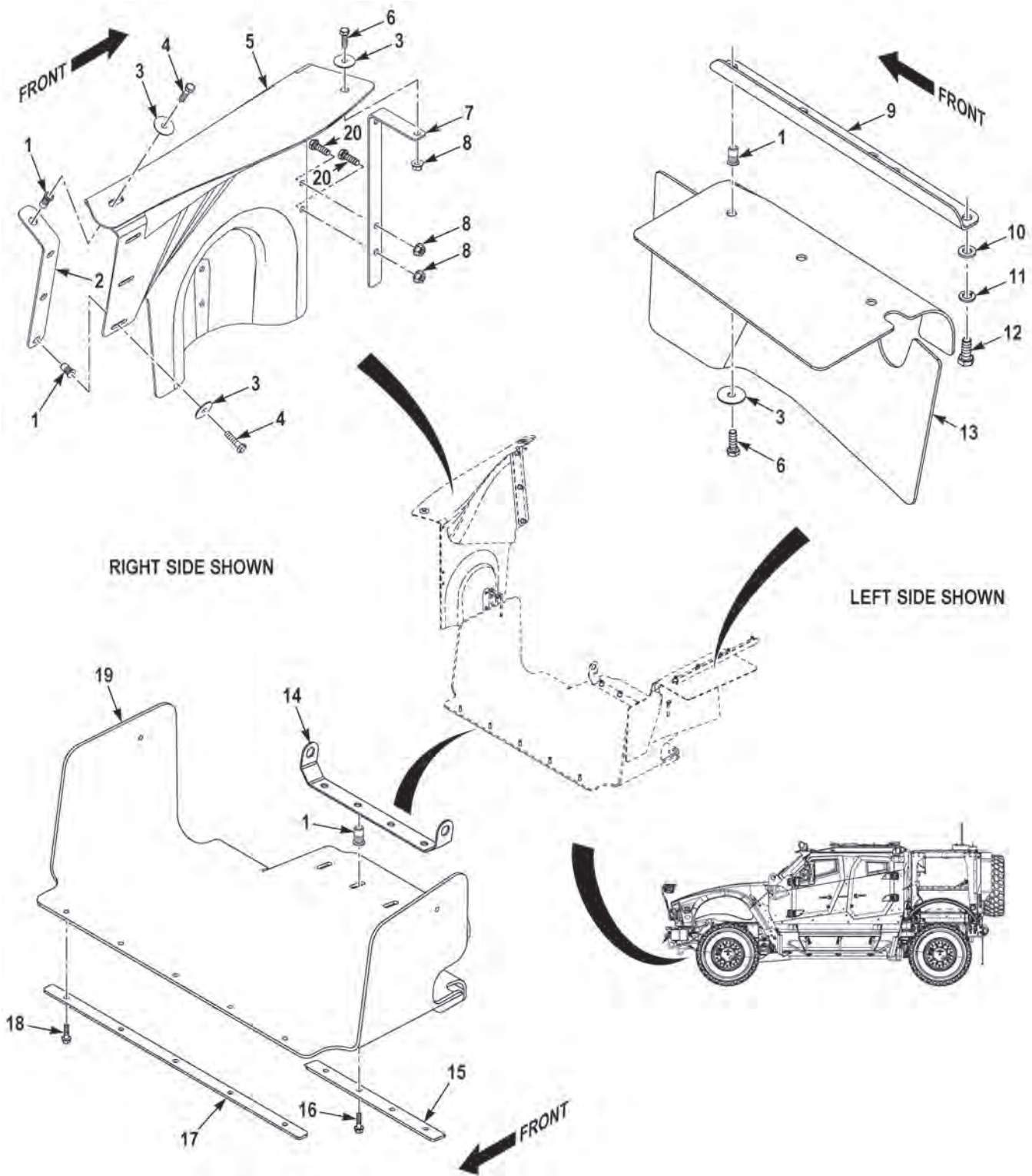


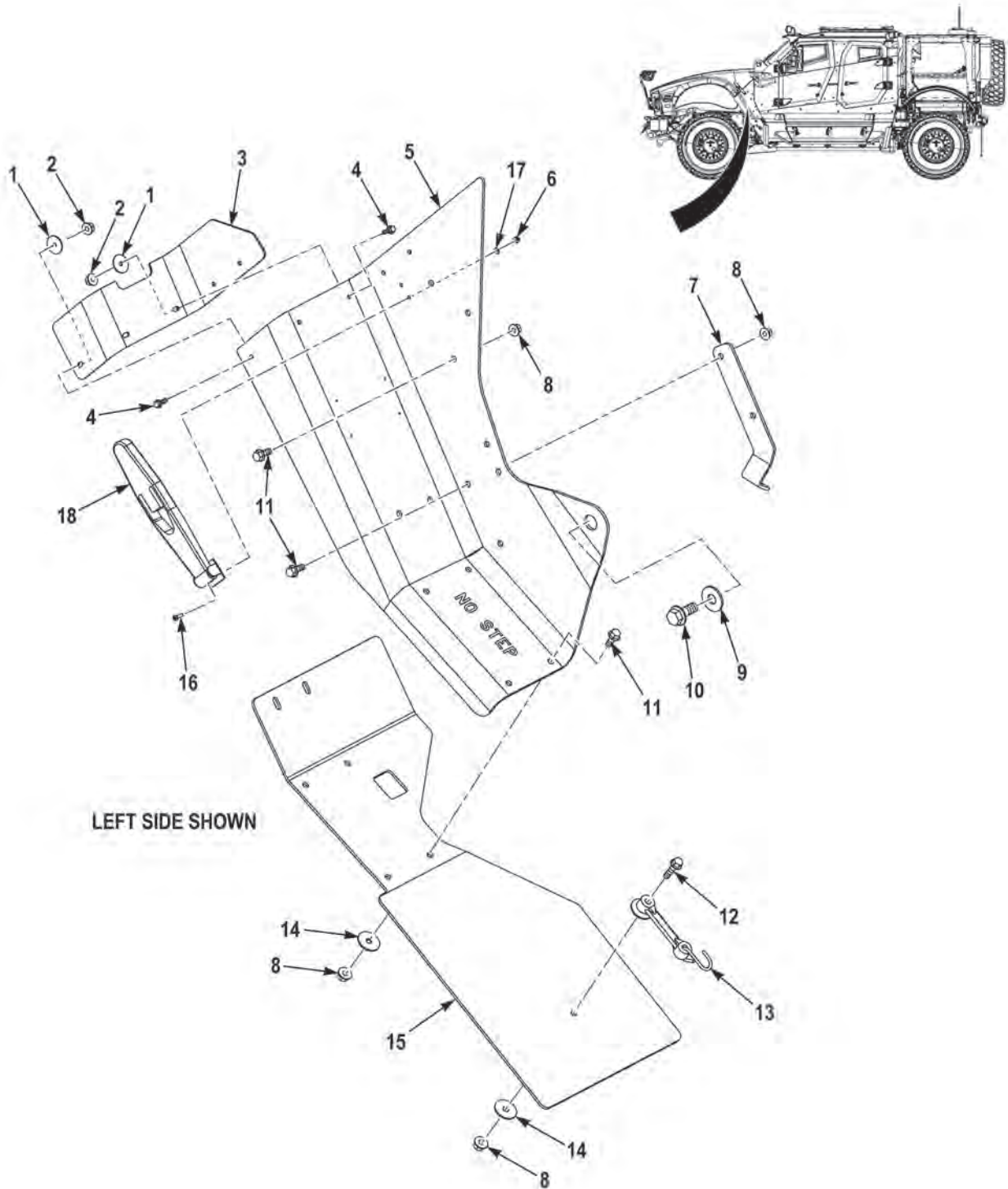
FIGURE 146 - FRONT DEBRIS GUARDS (M1240A1)

(1) FIG.	(2) ITEM	(3) PART NO.	(4) DESCRIPTION	(5) QTY.	(6) U/M
			GROUP 1801 BODY, CAB, HOOD, AND HULL ASSEMBLIES FIG. 146 FRONT DEBRIS GUARDS (M1240A1)		
146	1	ALS4-518-150	NUT,PLAIN,BLIND,5/16-18 . . . . .	11	EA
146	2	3873508	BRACKET,RR,RH . . . . .	1	EA
146	3	3333110	WASHER,FLAT,.33 X 1.25 X .06 DA. . . . .	8	EA
146	4	95057	SCREW,CAP,HEX HEAD,.31-18 X 1.25 G5 ZY . . . . .	4	EA
146	5	3873506	SPLASH GUARD,RH . . . . .	1	EA
146	6	95055	SCREW,CAP,HEX HEAD,.31-18 X 1.00 G5 ZY . . . . .	4	EA
146	7	3873507	BRACKET,FR,RH . . . . .	1	EA
146	8	1333510	NUT,SELF-LOCKING,.31-18 G5 ZY . . . . .	1	EA
146	9	3873478	BRACKET,LH . . . . .	1	EA
146	10	91166A280	WASHER,FLAT,M10 X 20 X 2.0 . . . . .	2	EA
146	11	3524930003	WASHER,SPLIT,M10 X 18.1 X 2.2 DG. . . . .	2	EA
146	12	3524931059	SCREW,CAP,HEX HEAD,M10-1.5 X 25 MM . . . . .	2	EA
146	13	3873491	SPLASH GUARD,LH . . . . .	1	EA
146	14	3872338	BRACKET,. . . . .	1	EA
146	15	3872377	BAR,CLAMP,. . . . .	1	EA
146	16	155843	BOLT,MACHINE,.31-18 X 1.25 G5 ZY . . . . .	4	EA
146	17	3873640	BAR,CLAMP,. . . . .	1	EA
146	18	0155840	SCREW,CAP,HEX HEAD,.31-18 X 1.00 G5 ZY . . . . .	5	EA
146	19	3873639	GUARD,VEHICULAR . . . . .	1	EA
146	20	155843	SCREW,CAP,HEX HEAD,.31-18X1.25 G5 ZY . . . . .	2	EA

END OF FIGURE



**FIELD AND SUSTAINMENT MAINTENANCE  
FRONT FENDER ASSEMBLY (M1240A1)**



**FIGURE 147 - FRONT FENDER ASSEMBLY (M1240A1) (SHEET 1 OF 2)**

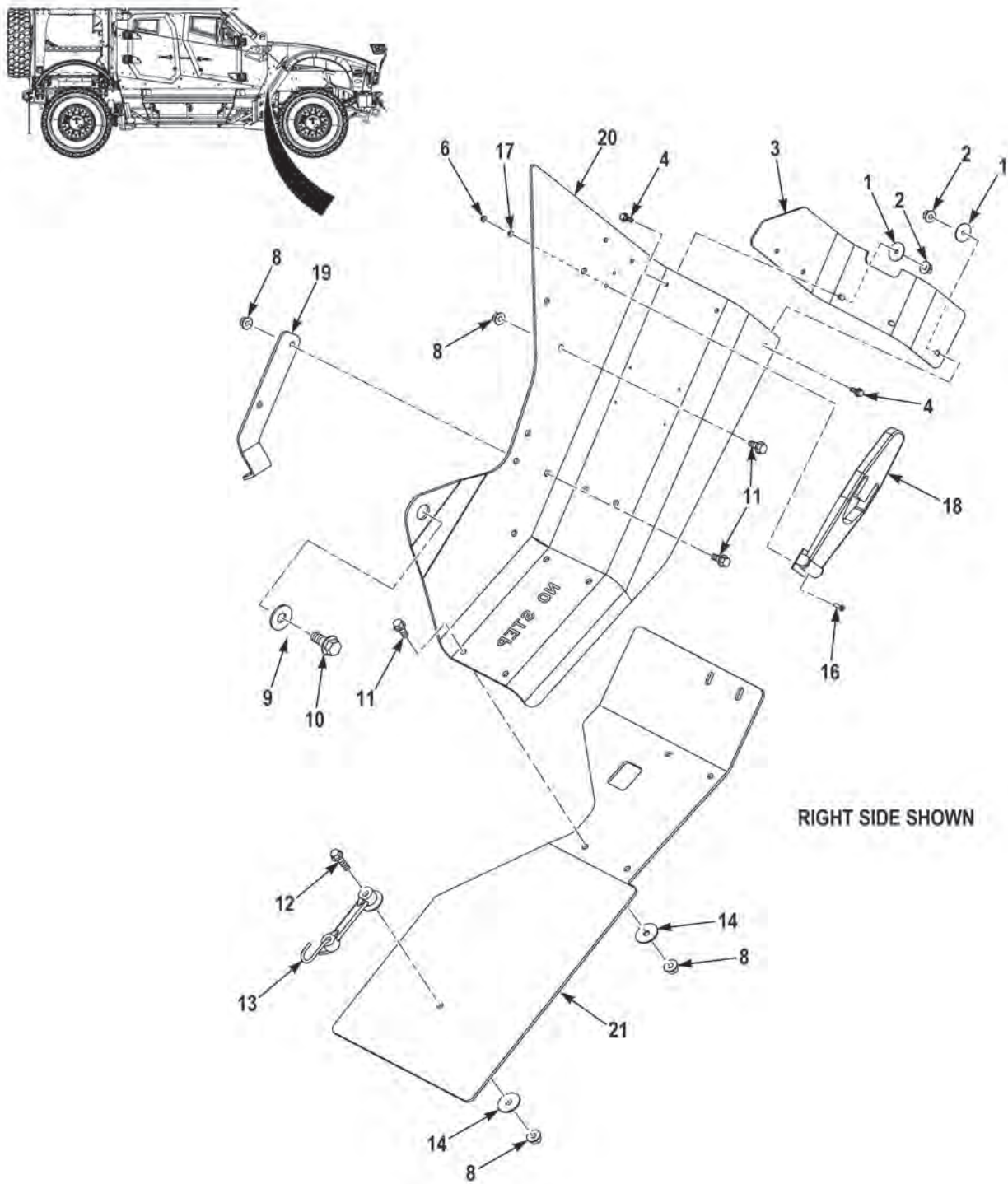


FIGURE 147 - FRONT FENDER ASSEMBLY (M1240A1) (SHEET 2 OF 2)

(1) FIG.	(2) ITEM	(3) PART NO.	(4) DESCRIPTION	(5) QTY.	(6) U/M
			GROUP 1802 FENDERS, WINDSHIELD, AND GLASS FIG. 147 FRONT FENDER ASSEMBLY (M1240A1)		
147	1	3271529	WASHER,FLAT,.27 X 1.25 X .06 DA. ....	10	EA
147	2	3266307	NUT,SELF-LOCKING,.25-20 G8 DA. ....	10	EA
147	3	3904974	MUD SHIELD,HOOD, ....	2	EA
147	4	3268673	SCREW,CAP,HEX HEAD,.25-20X.75 G8 DA. ....	10	EA
147	5	3914536	FENDER,QUARTER,LH. ....	1	EA
147	6	12Z2007-71	NUT,SELF-LOCKING,#10-24 NS SS. ....	4	EA
147	7	3906459	BRKT,AFES,FENDER QU, ....	1	EA
147	8	10823-00817	NUT,SELF-LOCKING,ASSEMBLED WASHER, 3/8 -16. ....	28	EA
147	9	10823-10466	WASHER,FLAT,.62X1.75X.13 DA. ....	2	EA
147	10	3524927146	SCREW,CAP,HEX HEAD,M16-2.0X40 C10.9DG. ....	2	EA
147	11	10823-01171	SCREW,CAP,HEX HEAD,.38-16X1.00 G8 DA. ....	26	EA
147	12	10823-01173	SCREW,CAP,HEX HEAD,3/8-16 X 1 1/2. ....	2	EA
147	13	M67099	STRAP,ELASTIC, ....	2	EA
147	14	10823-02319	WASHER,FLAT,.41X1.56X.09 DA. ....	14	EA
147	15	3979422	MUDFLAP,FENDER,FRONT,LH. ....	1	EA
147	16	1416350	SCREW,MACHINE,10-24 X 3/4. ....	4	EA
147	17	MS15795-808	WASHER,FLAT,#10 X .41 X .05 SS. ....	4	EA
147	18	1451-389-87601	LATCH,HOOD,VEHICULAR. ....	2	EA
147	19	3906458	BRKT,AFES,FENDER QU, ....	1	EA
147	20	3914535	FENDER QUARTER,RH. ....	1	EA
147	21	3979421	MUDFLAP,FENDER,FRONT,RH. ....	1	EA

END OF FIGURE





---

**FIELD AND SUSTAINMENT MAINTENANCE  
FRONT FENDER AND MUD PROTECTION ASSEMBLY (M1245)**

---

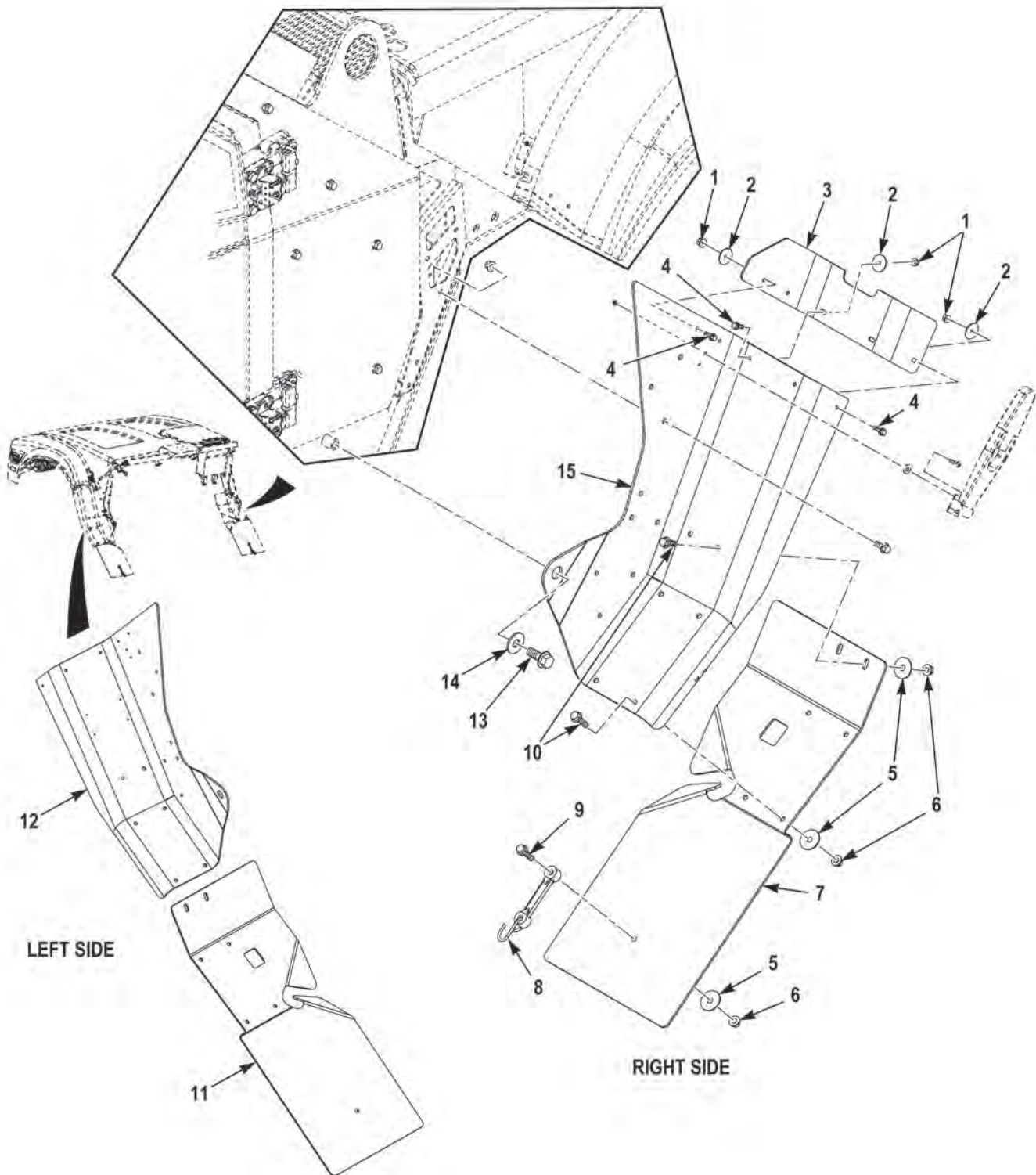


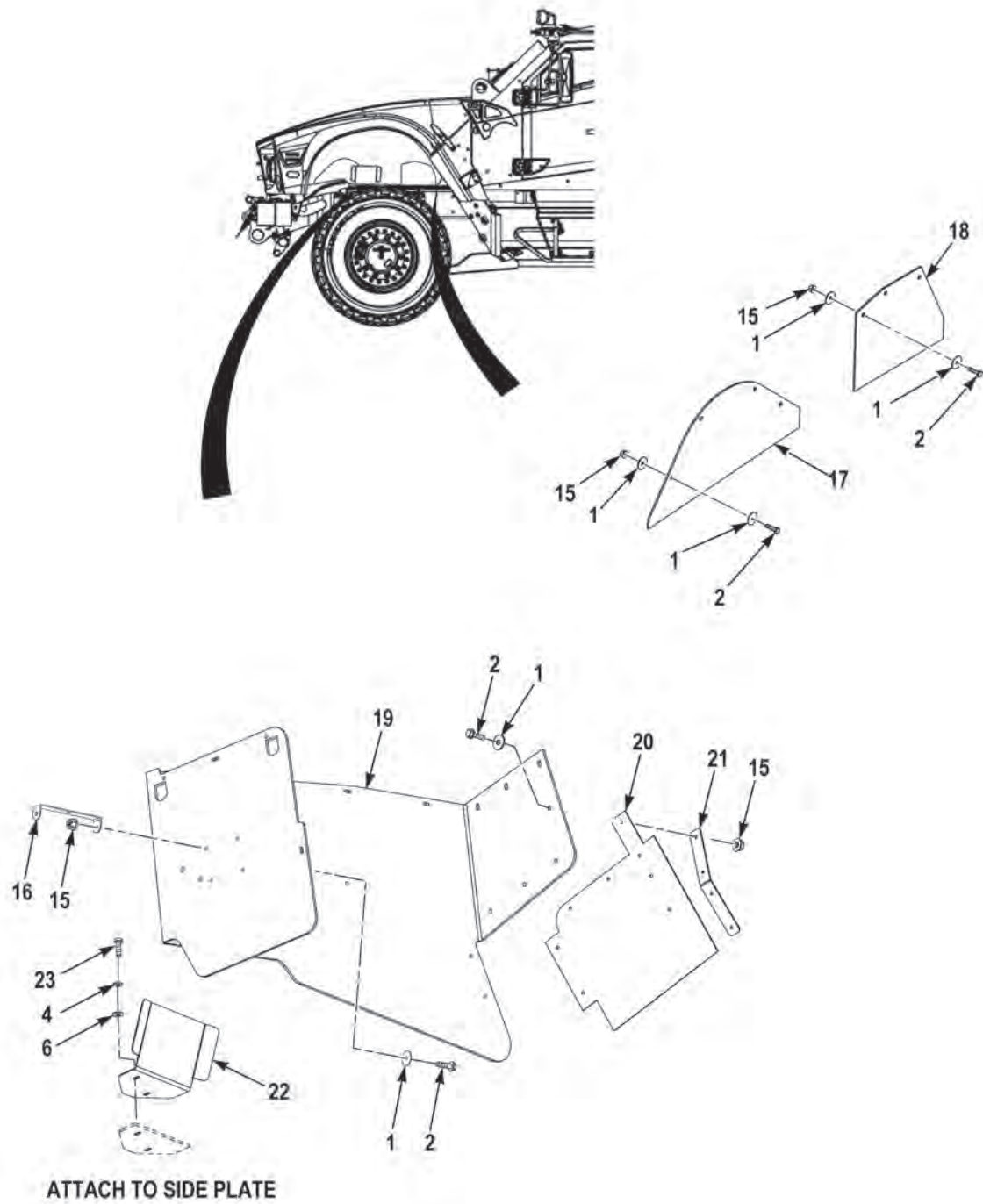
FIGURE 148 - FRONT FENDER AND MUD PROTECTION ASSEMBLY (M1245)

(1) FIG.	(2) ITEM	(3) PART NO.	(4) DESCRIPTION	(5) QTY.	(6) U/M
			GROUP 1802 FENDERS, WINDSHIELD, AND GLASS FIG. 148 FRONT FENDER AND MUD PROTECTION ASSEMBLY (M1245)		
148	1	3266307	NUT,SELF-LOCKING,.25-20 G8 DA . . . . .	10	EA
148	2	3271529	WASHER,FLAT,.27X1.25X.06 DA. . . . .	10	EA
148	3	3904974	MUD SHIELD,HOOD . . . . .	2	EA
148	4	3268673	SCREW,CAP,HEX HEAD,.25-20X.75 G8 DA . . . . .	10	EA
148	5	3363968	WASHER,FLAT,.41X1.56X.09 DA. . . . .	14	EA
148	6	3266309	NUT,SELF-LOCKING,.38-16 G8 DA . . . . .	14	EA
148	7	3911944	MUD SHIELD ,HOOD,RH . . . . .	1	EA
148	8	M67099	STRAP,ELASTIC. . . . .	2	EA
148	9	3266319	SCREW,CAP,HEX HEAD,.38-16X1.50 G8 DA . . . . .	2	EA
148	10	3266317	SCREW,CAP,HEX HEAD,.38-16X1.00 G8 DA . . . . .	12	EA
148	11	3911945	MUD SHIELD ,HOOD,LH . . . . .	1	EA
148	12	3904976	FENDER,VEHICULAR,LH . . . . .	1	EA
148	13	3524927146	SCREW,CAP,HEX HEAD,M16-2.0X40 C10.9DG . . . . .	2	EA
148	14	3729473	WASHER,FLAT,.62X1.75X.13 DA. . . . .	2	EA
148	15	3913352	FENDER,VEHICULAR,RH . . . . .	1	EA

END OF FIGURE



**FIELD AND SUSTAINMENT MAINTENANCE  
INNER FRONT FENDER (M1240A1)**



**FIGURE 149 - INNER FRONT FENDER (M1240A1) (SHEET 1 OF 2)**

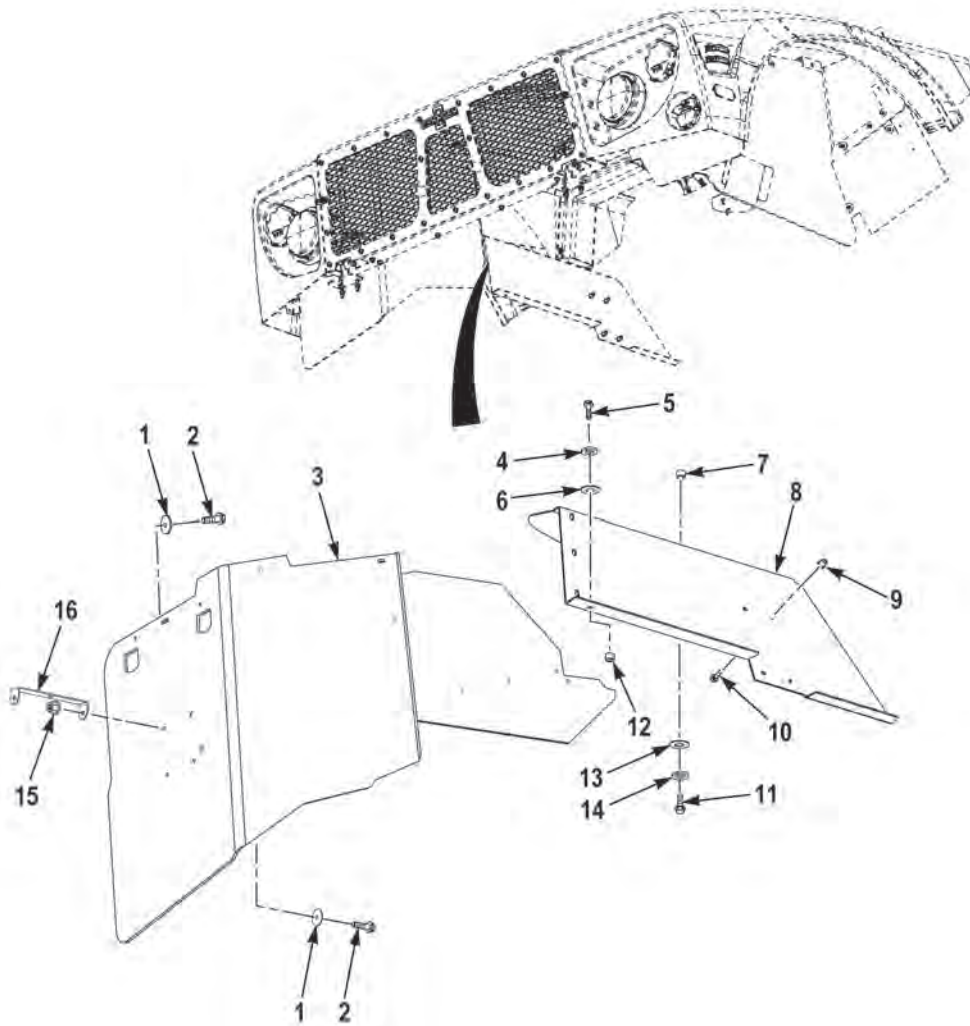


FIGURE 149 - INNER FRONT FENDER (M1240A1) (SHEET 2 OF 2)

(1) FIG.	(2) ITEM	(3) PART NO.	(4) DESCRIPTION	(5) QTY.	(6) U/M
			GROUP 1802 FENDERS, WINDSHIELD, AND GLASS FIG. 149 FRONT FENDER ASSEMBLY (M1240A1)		
149	1	3271529	WASHER,FLAT,.27 X 1.25 X .06 DA. ....	38	EA
149	2	3266312	SCREW,CAP,HEX HEAD,.25-20X1.00 G8 DA. ....	28	EA
149	3	3931654	FENDER,INNER FRONT,RH. ....	1	EA
149	4	3273029	WASHER,LOCK,.31X.59X.08 DA. ....	3	EA
149	5	3273027	SCREW,CAP,HEX HEAD,.31-18X1.50 G5 DA. ....	1	EA
149	6	3273186	WASHER,FLAT,.34 X .6 X .065 G5 DA. ....	3	EA
149	7	3933758	SPACER,RING,.34X1.50X.55 PL. ....	1	EA
149	8	3931984	LINER,VEH,FENDER,INNER PANEL,RH. ....	1	EA
149	9	ALS4-518-150	NUT,PLAIN,BLIND,5/16-18. ....	4	EA
149	10	0155840	SCREW,CAP,HEX HEAD,.31-18 X 1.00 G5 ZY. ....	4	EA
149	11	3836186005	SCREW,CAP,HEX HEAD,M8-1.25X35 C10.9MB. ....	1	EA
149	12	3834646	SPACER,SLEEVE,.34X1.50X.81 PL. ....	1	EA
149	13	3524933002	WASHER,FLAT,M8X24X2.0 DG. ....	1	EA
149	14	3524930002	WASHER,SPLIT,M8X14.8X2.0 DG. ....	1	EA
149	15	3266307	NUT,SELF-LOCKING,.25-20 G8 DA. ....	16	EA
149	16	3886090	BRACKET,FENDER,. ....	2	EA
149	17	3955658	LINER,VEH,FENDER,INNER FENDER,RUBBER. ....	1	EA
149	18	3954184	LINER,VEH,FENDER,INNER FENDER,RUBBER. ....	1	EA
149	19	3931653	FENDER,INNER FRONT,LH. ....	1	EA
149	20	3829516	GUARD,SPLASH,INNER FENDER. ....	1	EA
149	21	3829515	BRACKET,ANGLE,INNER. ....	1	EA
149	22	3933191	BRACKET,FENDER,RETAINER. ....	1	EA
149	23	3273185	SCREW,CAP,HEX HEAD,.31-18X1.00 G5 DA. ....	2	EA

END OF FIGURE





---

**FIELD AND SUSTAINMENT MAINTENANCE  
SPLASH GUARDS (M1240A1)**

---

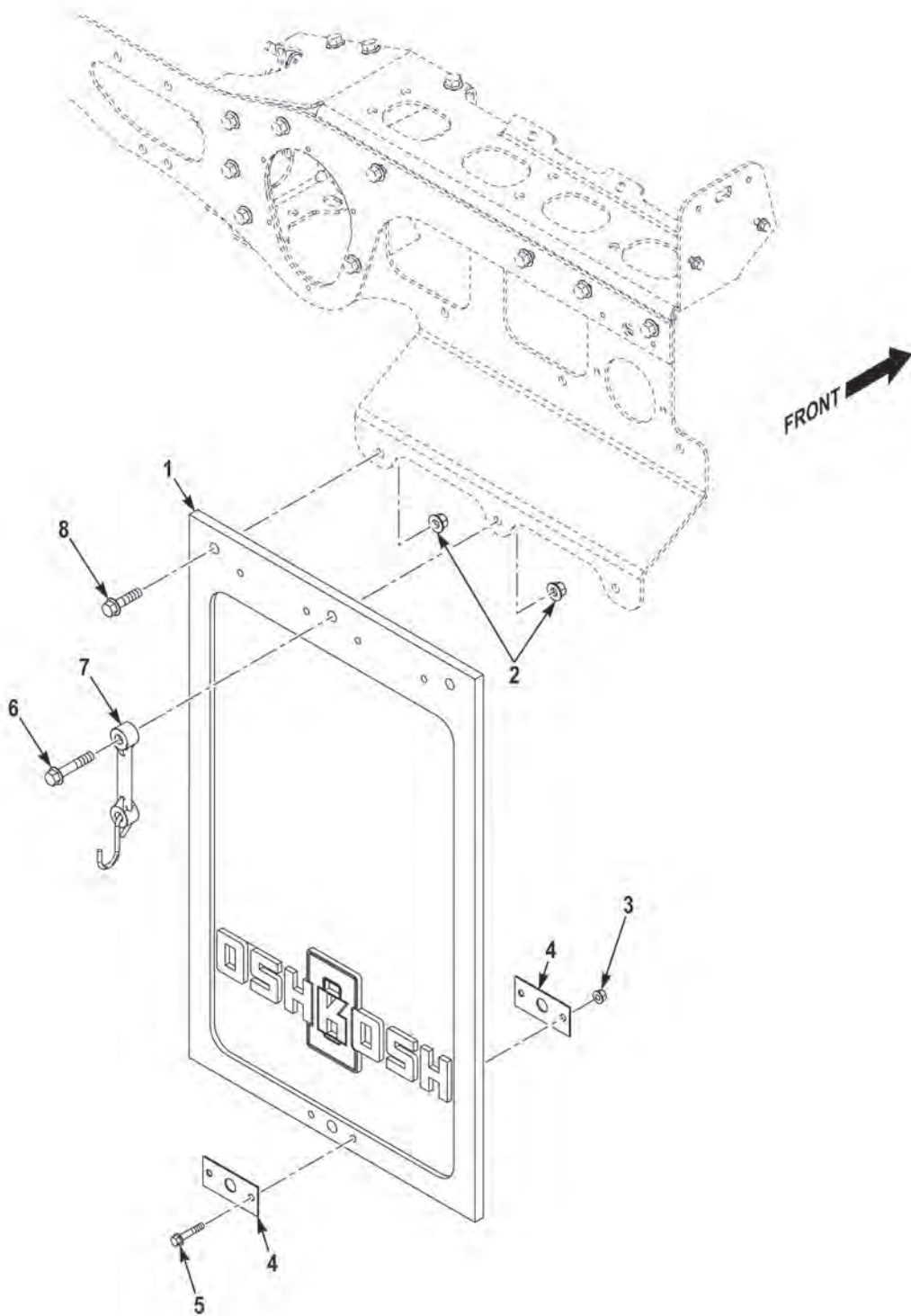


FIGURE 150 - SPLASH GUARDS (M1240A1)

(1) FIG.	(2) ITEM	(3) PART NO.	(4) DESCRIPTION	(5) QTY.	(6) U/M
			GROUP 1802 FENDERS, WINDSHIELD, AND GLASS FIG. 150 SPLASH GUARDS (M1240A1)		
150	1	1785300	GUARD,SPLASH,.....	2	EA
150	2	S075142	NUT,SELF-LOCKING,.38-16 G8 PO.....	6	EA
150	3	3266307	NUT,SELF-LOCKING,.25-20 G8 DA.....	4	EA
150	4	1978450	PLATE,MENDING,MUD FLAP .....	4	EA
150	5	3266313	SCREW,CAP,HEX HEAD,.25-20 X 1.25 G8 DA.....	4	EA
150	6	0142776	SCREW,CAP,HEX HEAD,.....	2	EA
150	7	M67099	STRAP,ELASTIC, .....	2	EA
150	8	0142774	SCREW,CAP,HEX HEAD,.....	4	EA

END OF FIGURE



---

**FIELD AND SUSTAINMENT MAINTENANCE  
WHEEL DEFLECTOR KIT (M1240)**

---

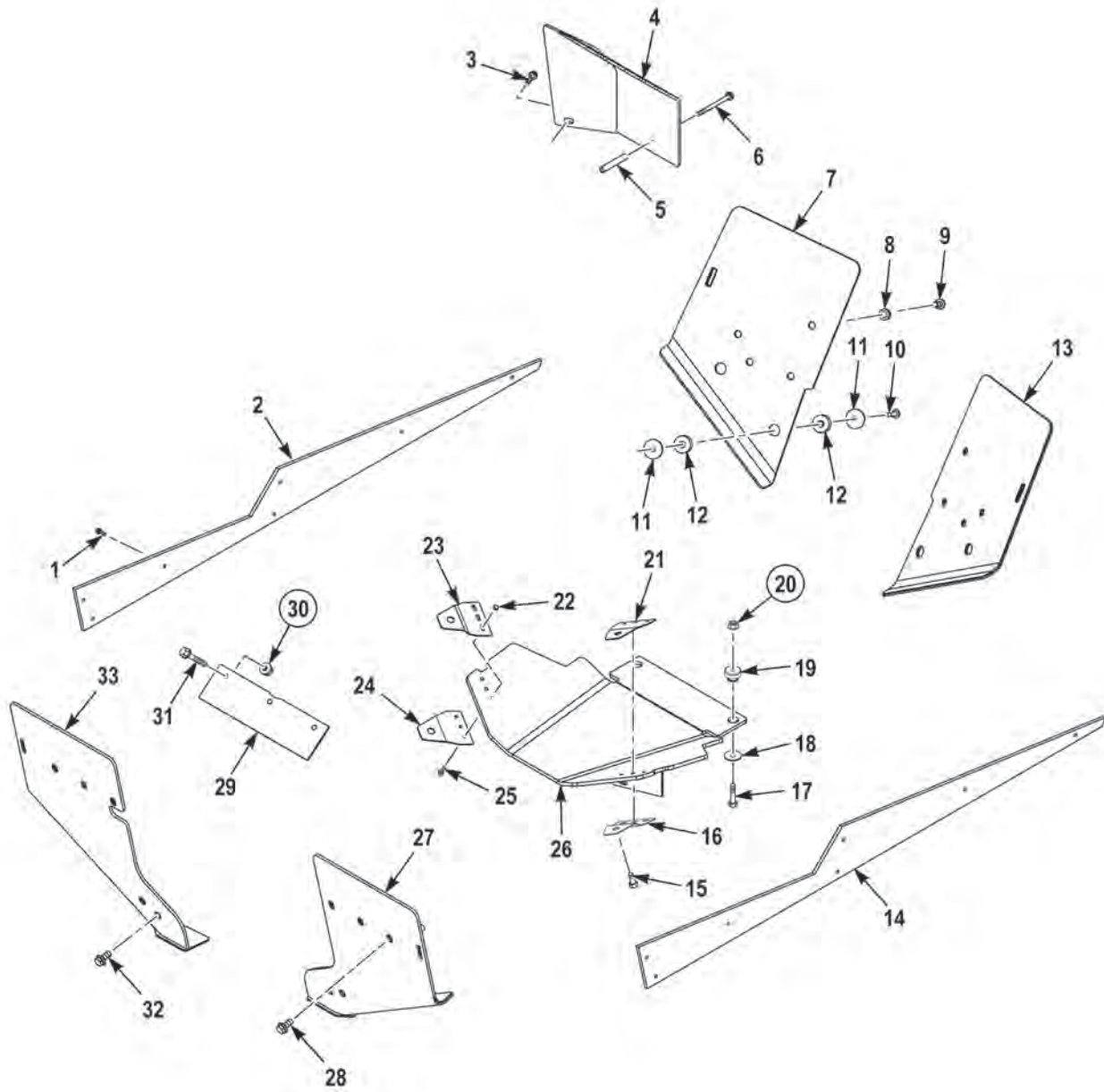


FIGURE 151 - WHEEL DEFLECTOR KIT (M1240)

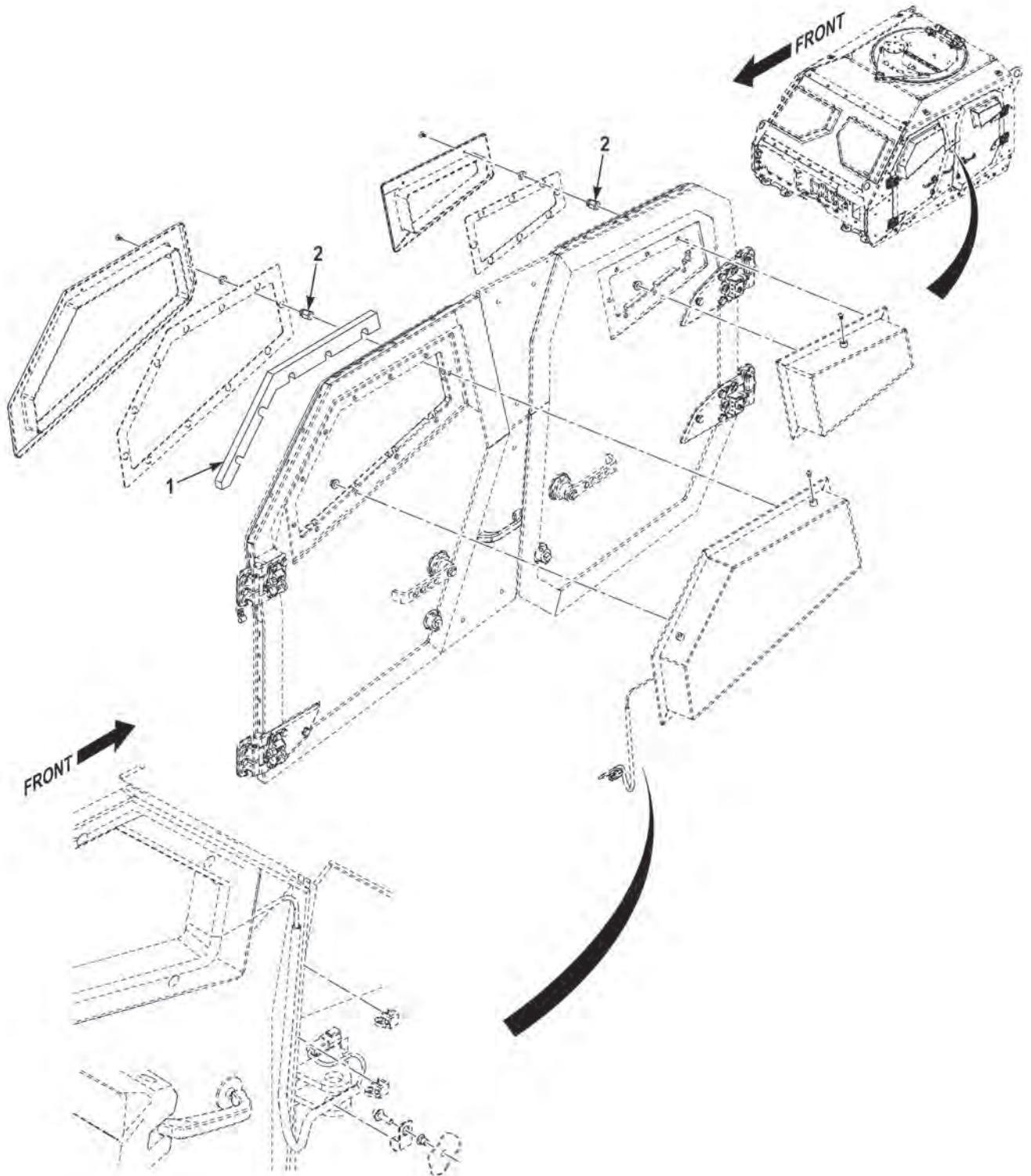
(1) FIG.	(2) ITEM	(3) PART NO.	(4) DESCRIPTION	(5) QTY.	(6) U/M
			GROUP 1802 FENDERS, WINDSHIELD, AND GLASS FIG. 151 WHEEL DEFLECTOR KIT (M1240)		
151	1	3524927144	SCREW, FLANGED, HEXAGON HEAD, M16-2.0 X 30. . . . .	14	EA
151	2	3833541	PANEL, ARMOR, ADD-ON, LOWER, LH . . . . .	1	EA
151	3	3524927119	SCREW, FLANGED, HEXAGON HEAD, M14-2.0 X 50. . . . .	3	EA
151	4	3823385	FIREWALL PROTECTION, LH, M-ATV . . . . .	1	EA
151	5	3823328	TUBE, STANDOFF . . . . .	1	EA
151	6	3524927134	SCREW, FLANGED, HEXAGON HEAD, M14-2.0 X 160. . . . .	1	EA
151	7	3830455	WHEEL DEFLECTOR, HULL KIT, FR, LH . . . . .	1	EA
151	8	3528329007	WASHER, FLAT M20 X 37 X 3.0 . . . . .	8	EA
151	9	3524931194	SCREW, CAP, HEXAGON . . . . .	8	EA
151	10	3524927128	SCREW, FLANGED, HEXAGON HEAD, M14-2.0 X 100. . . . .	4	EA
151	11	127326A	WASHER, FLAT . . . . .	12	EA
151	12	3829757	ISOLATOR, 2 PIECE MOUNT . . . . .	4	EA
151	13	3830456	WHEEL DEFLECTOR, HULL KIT, FR, RH . . . . .	1	EA
151	14	3829157	PANEL, ARMOR, ADD-ON, LOWER, RH. . . . .	1	EA
151	15	3823336	SCREW, CAP, HEX M24 -.30 X .50 . . . . .	4	EA
151	16	3822244	BRACKET, BLAST SHIELD MOUNTING, LOWER, RH . . . . .	1	EA
151	17	115490A	SCREW, FLANGED, HEXAGON HEAD, 5/8 - 11 . . . .	2	EA
151	18	3462601	SPACER . . . . .	2	EA
151	19	1451270	ISOLATOR, CTR, BONDED . . . . .	2	EA
151	20	110311A	NUT, SELF-LOCKING, HEXAGON HEAD, 5/8 - 11 . .	2	EA
151	21	3822243	BRACKET, BLAST SHIELD MOUNTING, UPPER, RH. . . . .	1	EA
151	22	3534227003	NUT, HEXAGON . . . . .	6	EA
151	23	3821693	BRACKET, BLAST SHIELD MOUNTING, UPPER, LH. . . . .	1	EA
151	24	3821694	BRACKET, BLAST SHIELD MOUNTING, LOWER, LH . . . . .	1	EA
151	25	3524927056	SCREW, FLANGED, HEXAGON HEAD, M10-1.50 X 35. . . . .	6	EA
151	26	3823421	PANEL, ENGINE DEFLECTOR, HULL KIT . . . . .	1	EA
151	27	3830457	WHEEL DEFLECTOR, HULL KIT, RR, LH . . . . .	1	EA
151	28	3524927183	SCREW, FLANGED, HEXAGON HEAD, M20-2.50 X 40. . . . .	6	EA
151	29	3823763	PLATE, COVER, ELEC PASS THRU . . . . .	1	EA
151	30	3524928003	NUT, SELF-LOCKING, HEXAGON HEAD, M10-1.5 C10 . . . . .	3	EA

(1) FIG.	(2) ITEM	(3) PART NO.	(4) DESCRIPTION	(5) QTY.	(6) U/M
151	31	3524927055	SCREW, FLANGED, HEXAGON HEAD, M10-1.50 X 30.....	3	EA
151	32	3830355	SCREW, CAP, HEX M24 -3.0 X .60 .....	2	EA
151	33	3830458	WHEEL DEFLECTOR, HULL KIT, RR, RH.....	1	EA

END OF FIGURE



**FIELD AND SUSTAINMENT MAINTENANCE  
DOOR ARMORED GLASS ASSEMBLIES (M1245)**



**FIGURE 152 - DOOR ARMORED GLASS ASSEMBLIES (M1245) (SHEET 1 OF 2)**

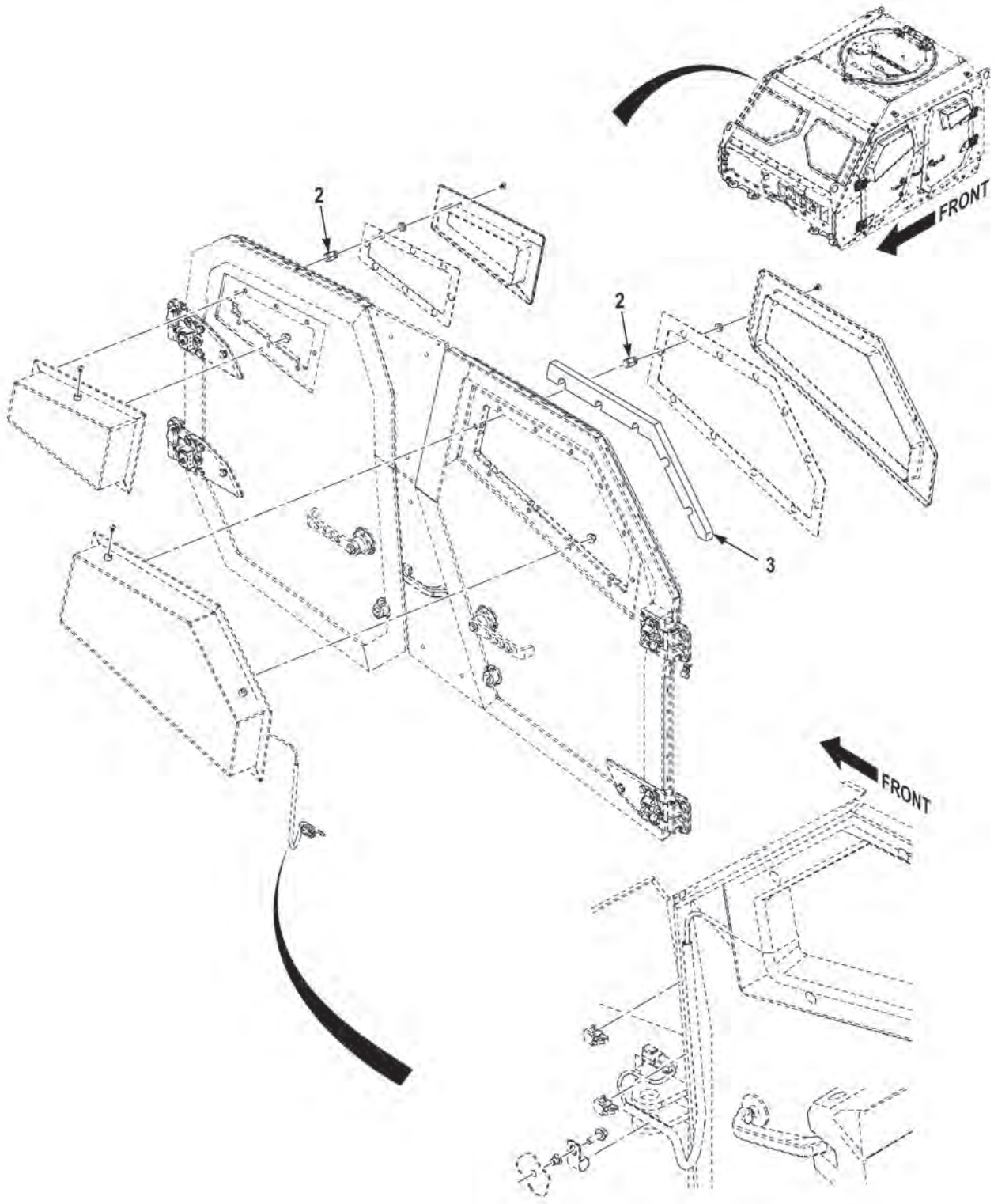


FIGURE 152 - DOOR ARMORED GLASS ASSEMBLIES (M1245) (SHEET 2 OF 2)

(1) FIG.	(2) ITEM	(3) PART NO.	(4) DESCRIPTION	(5) QTY.	(6) U/M
			GROUP 1802 FENDERS, WINDSHIELD, AND GLASS FIG 152 DOOR ARMORED GLASS ASSEMBLIES (M1245)		
152	1	3902022	GASKET,FOAM,LH .....	1	EA
152	2	10195676	SCREW,SPECIAL,M14-2.0 X 12 MM.....	18	EA
152	3	3902147	GASKET,FOAM,RH .....	1	EA

**END OF FIGURE**



---

**FIELD AND SUSTAINMENT MAINTENANCE  
WINDSHIELD ASSEMBLY (M1245)**

---

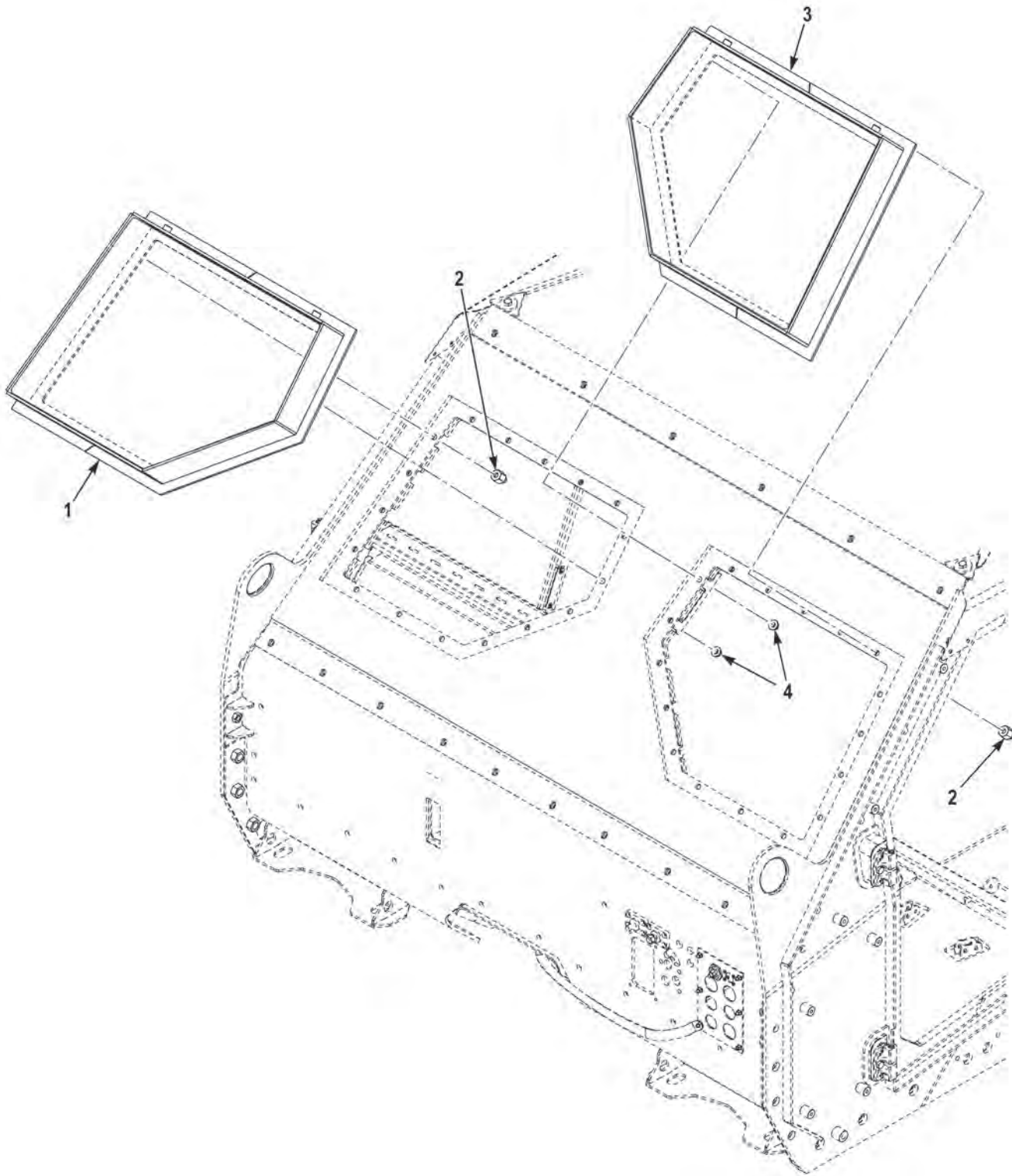


FIGURE 153 - WINDSHIELD ASSEMBLY (M1245)

(1) FIG.	(2) ITEM	(3) PART NO.	(4) DESCRIPTION	(5) QTY.	(6) U/M
			GROUP 1802 FENDERS, WINDSHIELD, AND GLASS FIG 153 WINDSHIELD ASSEMBLY (M1245)		
153	1	03FB0317-00	ARMOR, TRANSPARENT, VEHICULAR WINDOW, RH.	1	EA
153	2	10195676	SCREW, SPECIAL, M14-2.0 X 12 MM. . . . .	20	EA
153	3	03FB0318-00	ARMOR, TRANSPARENT, VEHICULAR WINDOW, LH.	1	EA
153	4	1718020	NUT, SELF-LOCKING, M12-1.75 C10.9 CP. . . . .	4	EA

**END OF FIGURE**

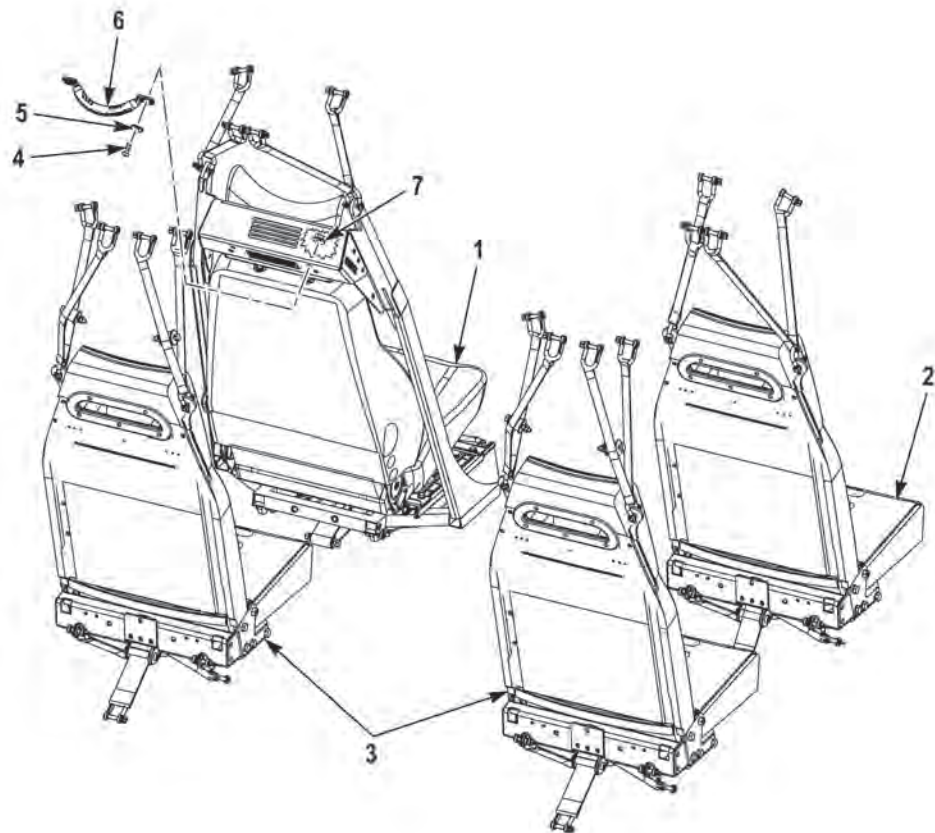




---

**FIELD AND SUSTAINMENT MAINTENANCE  
SEATS AND SEAT BELTS (M1240)**

---



**FIGURE 154 - SEATS AND SEAT BELTS (M1240) (SHEET 1 OF 2)**

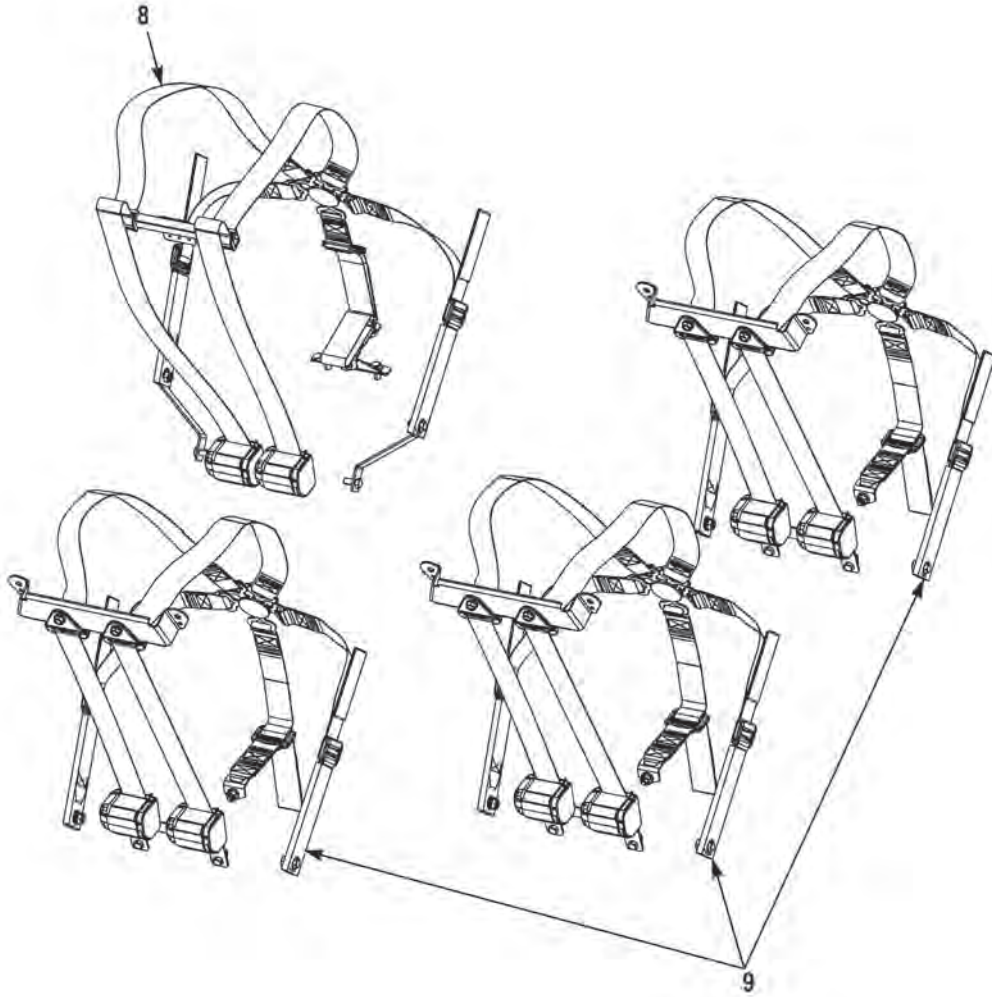


FIGURE 154 - SEATS AND SEAT BELTS (M1240) (SHEET 2 OF 2)

(1) FIG.	(2) ITEM	(3) PART NO.	(4) DESCRIPTION	(5) QTY.	(6) U/M
			GROUP 1806 UPHOLSTERY SEATS, CARPETS, AND MATS		
			FIG. 154 SEATS AND SEAT BELTS (M1240)		
154	1	3825916	SEAT, HRD MOUNTING, CL, GRN, BLAST, TILT. . . .	1	EA
154	2	3846908	SEAT,HRD MTG,CL,GRN,BLAST,FLD . . . . .	1	EA
154	3	3846907	SEAT, HRD MTG, CL, GRN, BLAST, FLD. . . . .	2	EA
154	4	3268981	SCR,BTN,SOC .38-16X1.00 G5 DA . . . . .	2	EA
154	5	3329830	WASH, FLT .41 X 1.13 X .13 DA. . . . .	2	EA
154	6	3321341	GRAB HANDLE, FLEXIBLE, 7.50. . . . .	1	EA
154	7	3266309	NUT, FLG, LKSP .38 - 16 G8 DA . . . . .	2	EA
154	8	3846909	SEAT BELT 5-PT, DRIVER . . . . .	1	EA
154	9	3846910	SEAT BELT 5-PT, PASSENGER. . . . .	3	EA
154	NI	3846984	HARDWARE KIT, SEATS . . . . .	1	EA

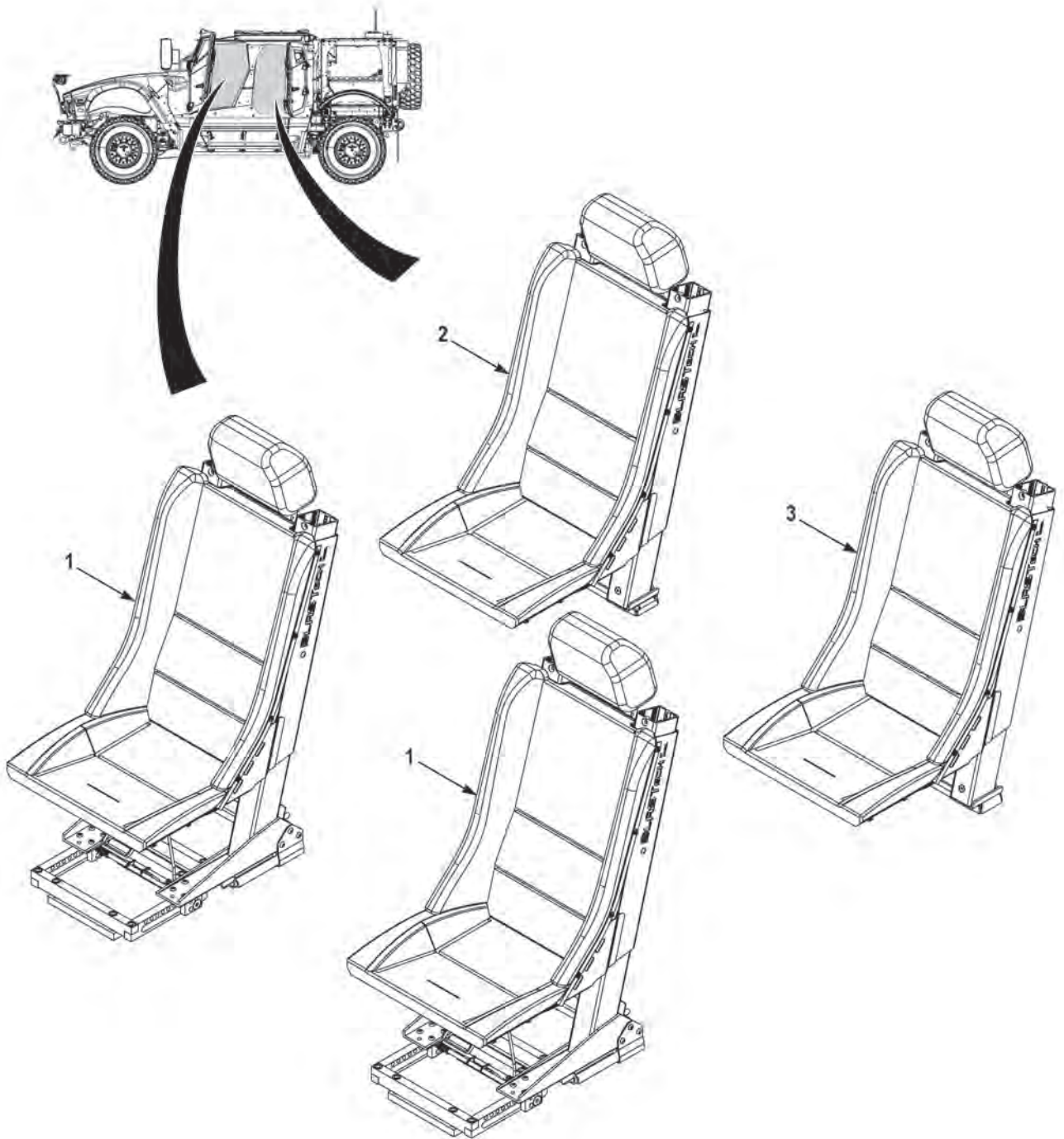
**END OF FIGURE**



---

**FIELD AND SUSTAINMENT MAINTENANCE  
SEAT ASSEMBLIES (M1240A1)**

---



**FIGURE 155 - SEAT ASSEMBLIES (M1240A1) (SHEET 1 OF 2)**



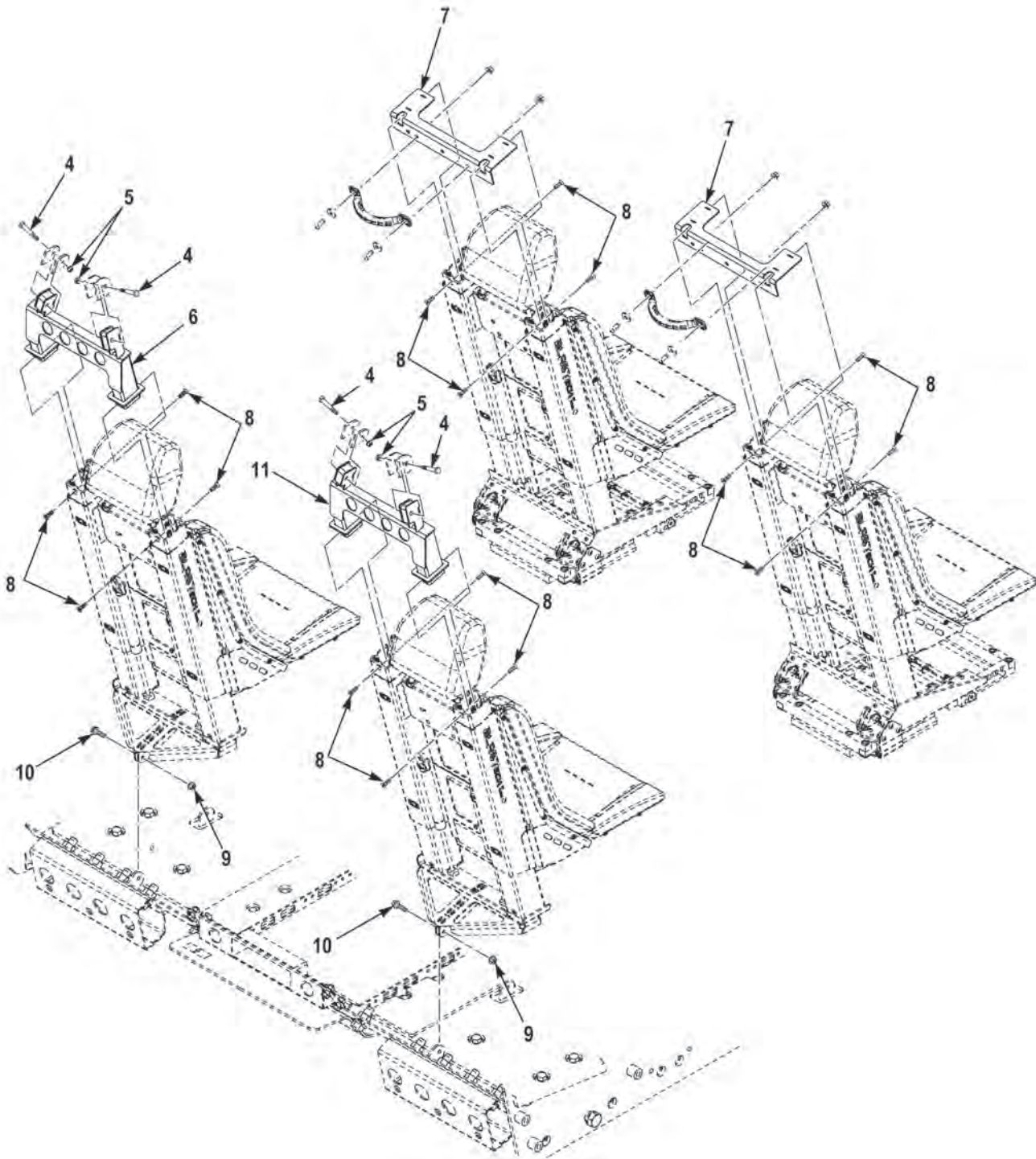


FIGURE 155 - SEAT ASSEMBLIES (M1240A1) (SHEET 2 OF 2)

(1) FIG.	(2) ITEM	(3) PART NO.	(4) DESCRIPTION	(5) QTY.	(6) U/M
			GROUP 1806 UPHOLSTERY SEATS, CARPETS, AND MATS		
			FIG 155 SEAT ASSEMBLIES (M1240A1)		
155	1	X000052	SEAT ASSEMBLY, . . . . .	2	EA
155	2	X000009	SEAT ASSEMBLY,RH . . . . .	1	EA
155	3	X000010	SEAT ASSEMBLY,LH . . . . .	1	EA
155	4	3524927035	SCREW,CAP,HEX HEAD,M8-1.25 X 70 C10.9 DG . .	4	EA
155	5	3836235002	NUT,SELF-LOCKING,M8-1.25 C10 PO . . . . .	4	EA
155	6	3948214	BRKT,VEHICULAR SEAT,LH . . . . .	1	EA
155	7	3950900	BRACKET,MOUNTING,. . . . .	2	EA
155	8	3836210003	SCREW,CAP,SOCKET HD,M8-1.25X25 C10.9MB. . .	16	EA
155	9	3524928003	NUT,SELF-LOCKING,M10-1.5 . . . . .	2	EA
155	10	3524927056	SCREW,CAP,HEX HEAD,M10-1.5 X 35 MM . . . . .	2	EA
155	11	3948216	BRKT,VEHICULAR SEAT,RH . . . . .	1	EA
155	NI	3967710	SEAT SHIM, AS NEEDED, .004	1	EA
155	NI	3967711	SEAT SHIM, AS NEEDED, .010	1	EA

END OF FIGURE

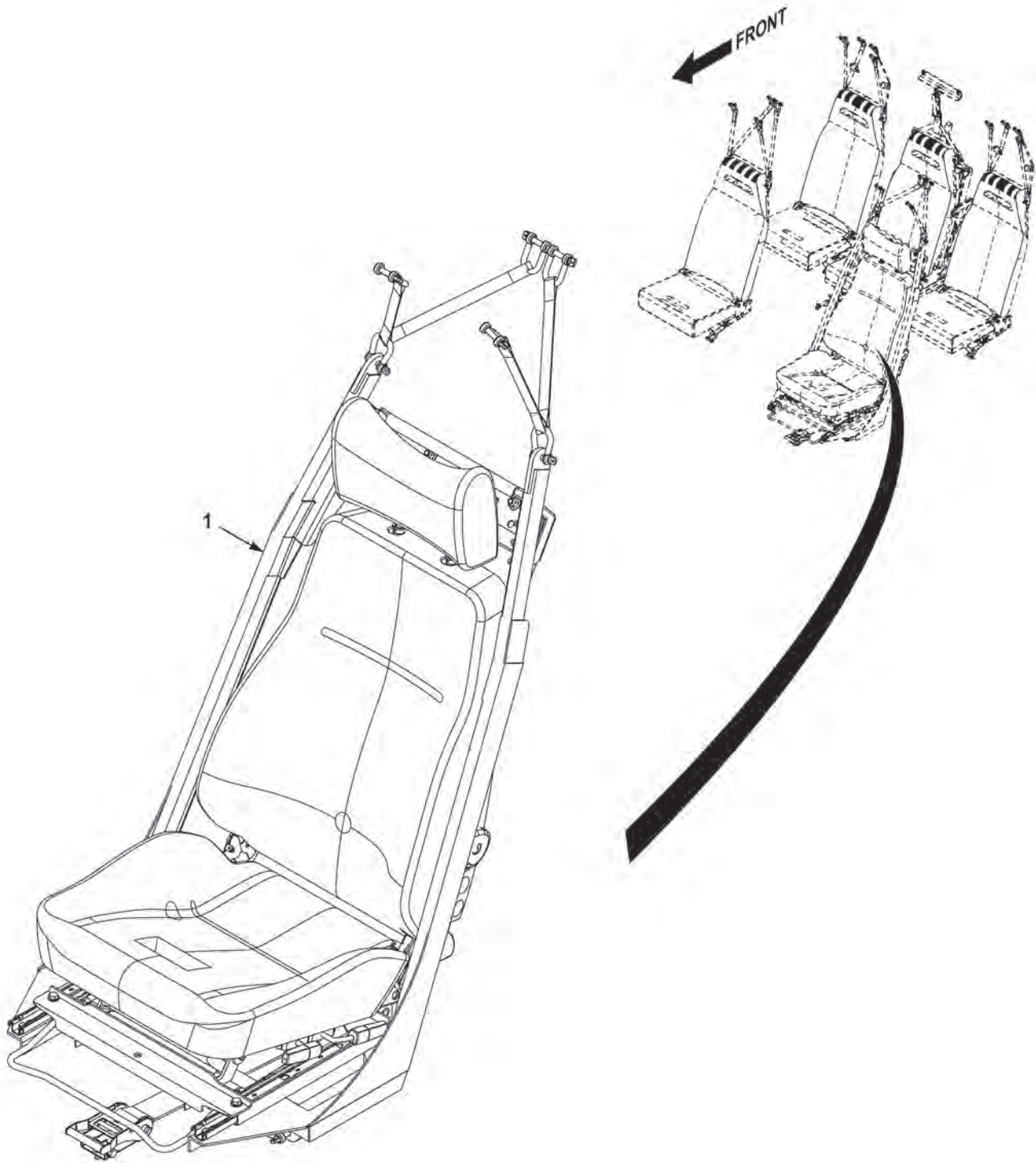




---

**FIELD AND SUSTAINMENT MAINTENANCE  
SEAT ASSEMBLY, DRIVER (M1245)**

---



**FIGURE 156 - SEAT ASSEMBLY, DRIVER (M1245)**

---

(1) FIG.	(2) ITEM	(3) PART NO.	(4) DESCRIPTION	(5) QTY.	(6) U/M
156	1	0355108027-00	GROUP 1806 UPHOLSTERY SEATS, CARPETS, AND MATS FIG 156 SEAT ASSEMBLY, DRIVER (M1245) SEAT, MECH,CL,GRNDRIVER.....	1	EA

**END OF FIGURE**



---

**FIELD AND SUSTAINMENT MAINTENANCE  
SEAT ASSEMBLY, REAR (M1245)**

---

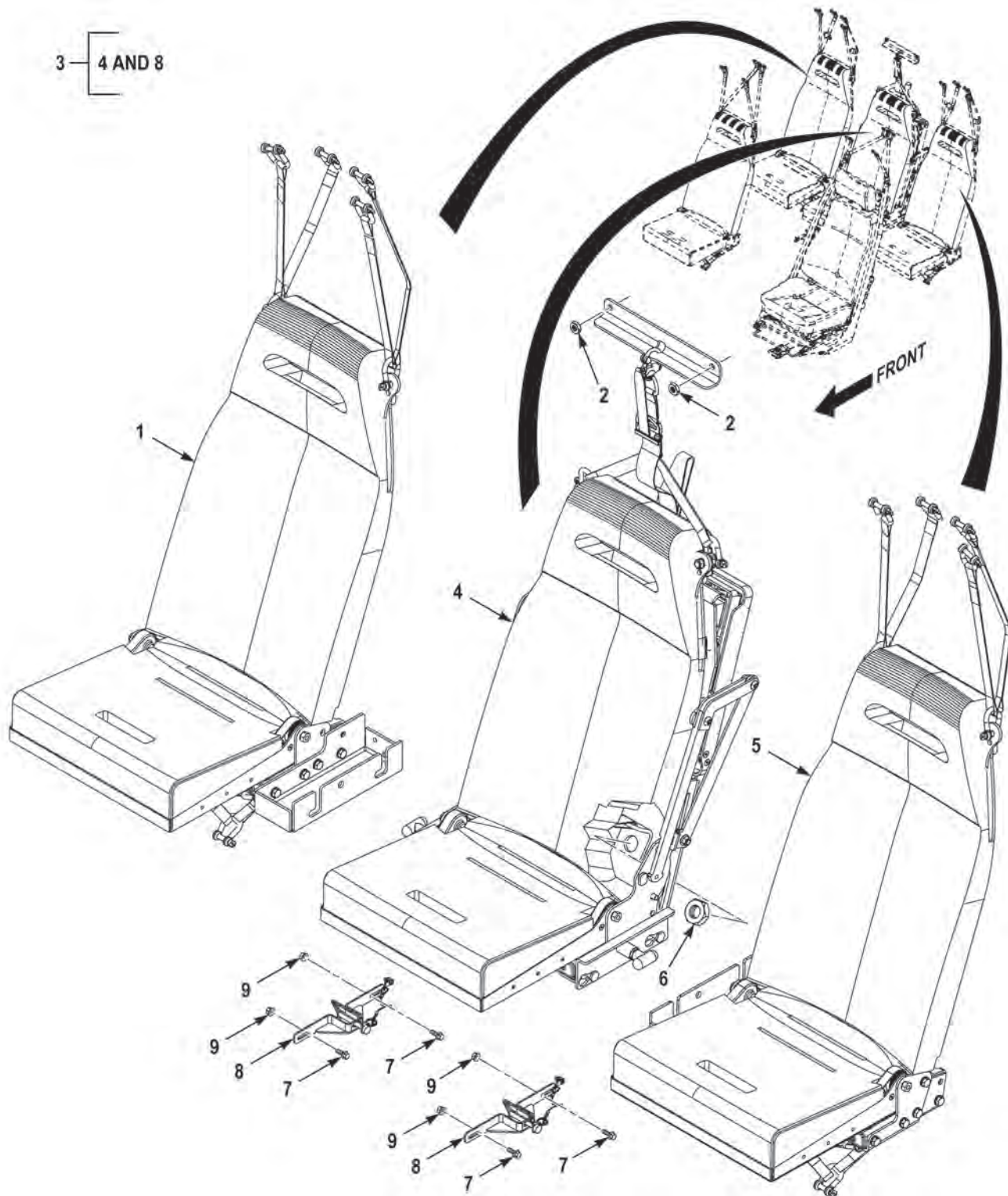


FIGURE 157 - SEAT ASSEMBLY, REAR (M1245)

(1) FIG.	(2) ITEM	(3) PART NO.	(4) DESCRIPTION	(5) QTY.	(6) U/M
			GROUP 1806 UPHOLSTERY SEATS, CARPETS, AND MATS		
			FIG 157 SEAT ASSEMBLY, REAR (M1245)		
157	1	0355000358-00	SEAT,GRN,BLAST,FLD,RR,RH. ....	1	EA
157	2	40169	NUT,PLAIN,HEXAGON,M14-2 C8 UF ....	2	EA
157	3	0355107619-00	SEAT,HRD MTG,CL,GRN,CENTER ....	1	EA
157	4	3908011XA1	. SEAT,HRD MTG,CL,GRN,CENTER ....	1	EA
157	5	0355107620-00	SEAT,GRN,BLAST,FLD,RR,LH. ....	1	EA
157	6	40181	NUT,PLAIN,HEXAGON,M20-2.5 C10.9 UF ....	1	EA
157	7	110961	SCREW,CAP,HEX HEAD,.25-20X.75 G5 ZY ....	4	EA
157	8	3908011XA2	. SEAT,HRD MTG,CL,GRN,CENTER ....	2	EA
157	9	192408	NUT,SELF-LOCKING,.25-20 G5 ZY ....	4	EA

END OF FIGURE





---

**FIELD AND SUSTAINMENT MAINTENANCE  
SEAT BELT ASSEMBLY (M1240A1)**

---

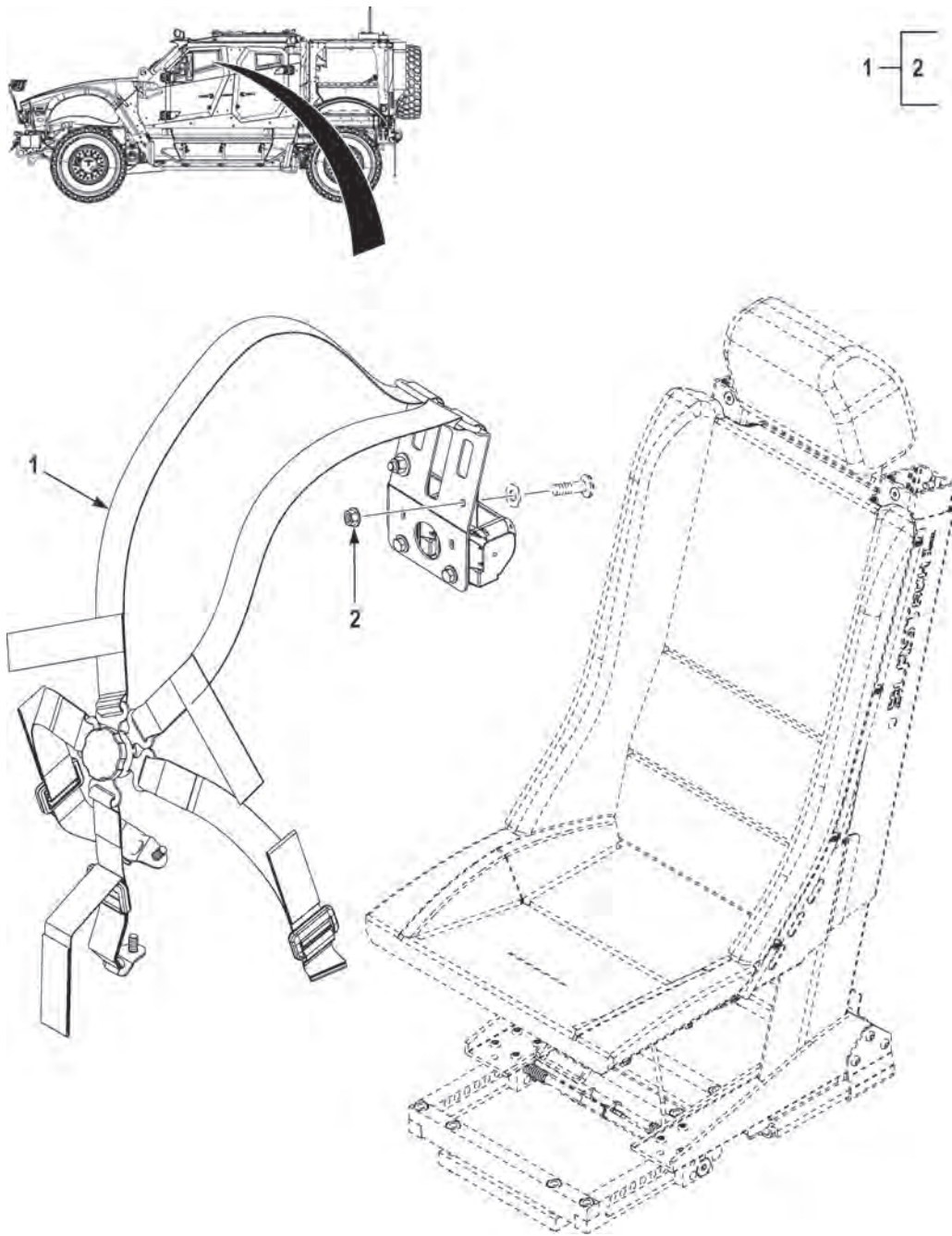


FIGURE 158 - SEAT BELT ASSEMBLY (M1240A1)

(1) FIG.	(2) ITEM	(3) PART NO.	(4) DESCRIPTION	(5) QTY.	(6) U/M
			GROUP 1806 UPHOLSTERY SEATS, CARPETS, AND MATS		
			FIG 158 SEAT BELT ASSEMBLY (M1240A1)		
158	1	F106730	SEAT BELT ASSEMBLY,5-PT.....	4	EA
158	2	11750	. NUT,SELF-LOCKING,7/16-20.....	2	EA

**END OF FIGURE**



---

**FIELD AND SUSTAINMENT MAINTENANCE  
SEAT BELT ASSEMBLY, DRIVER (M1245)**

---

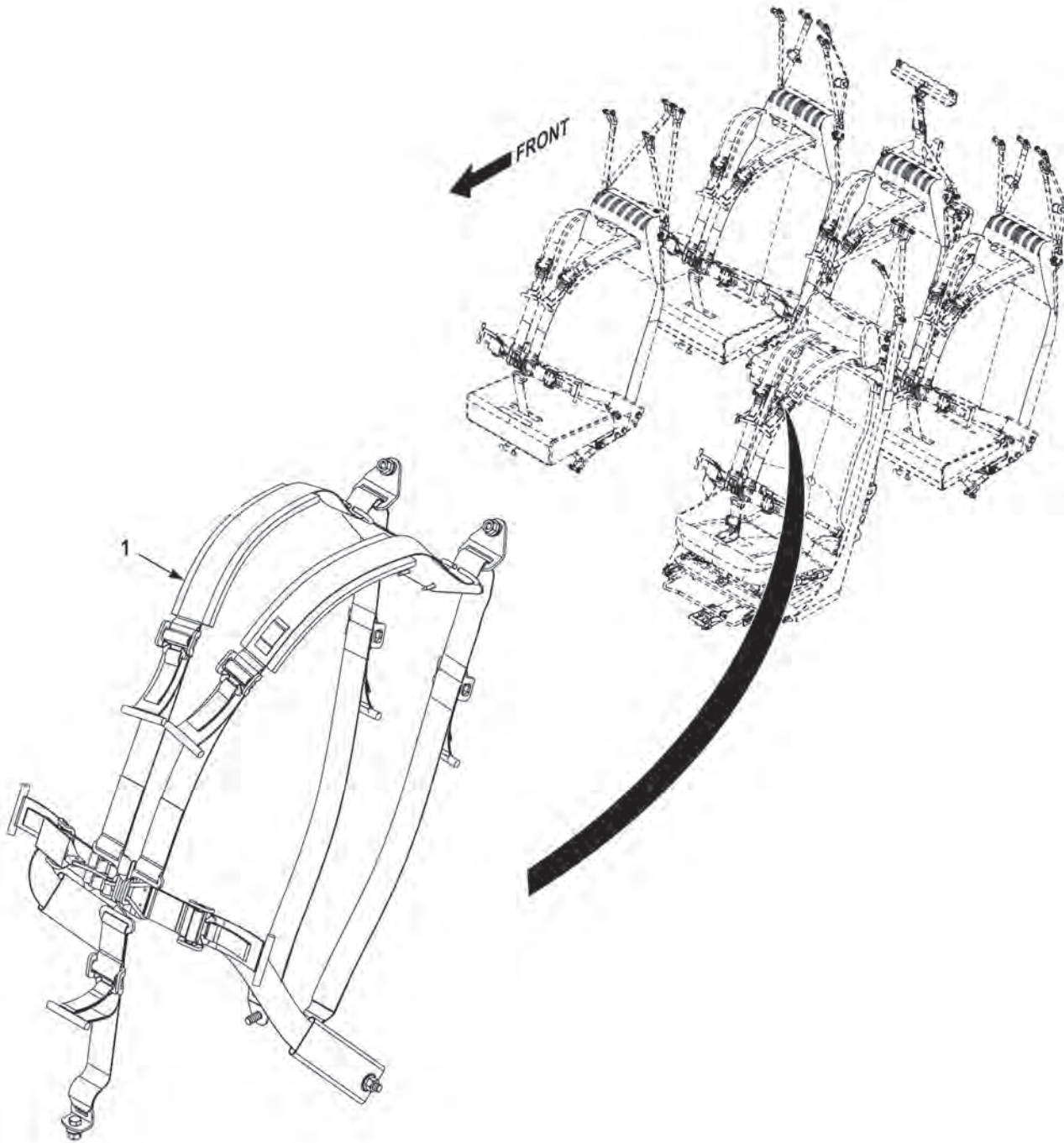


FIGURE 159 - SEAT BELT ASSEMBLY, DRIVER (M1245)

(1) FIG.	(2) ITEM	(3) PART NO.	(4) DESCRIPTION	(5) QTY.	(6) U/M
159	1	900081	GROUP 1806 UPHOLSTERY SEATS, CARPETS, AND MATS FIG. 159 SEAT BELT ASSEMBLY, DRIVER (M1245) BELT,VEHICULAR,5-PT DRIVER.....	1	EA

**END OF FIGURE**





---

**FIELD AND SUSTAINMENT MAINTENANCE  
SEAT BELT ASSEMBLY, PASSENGER (M1245)**

---

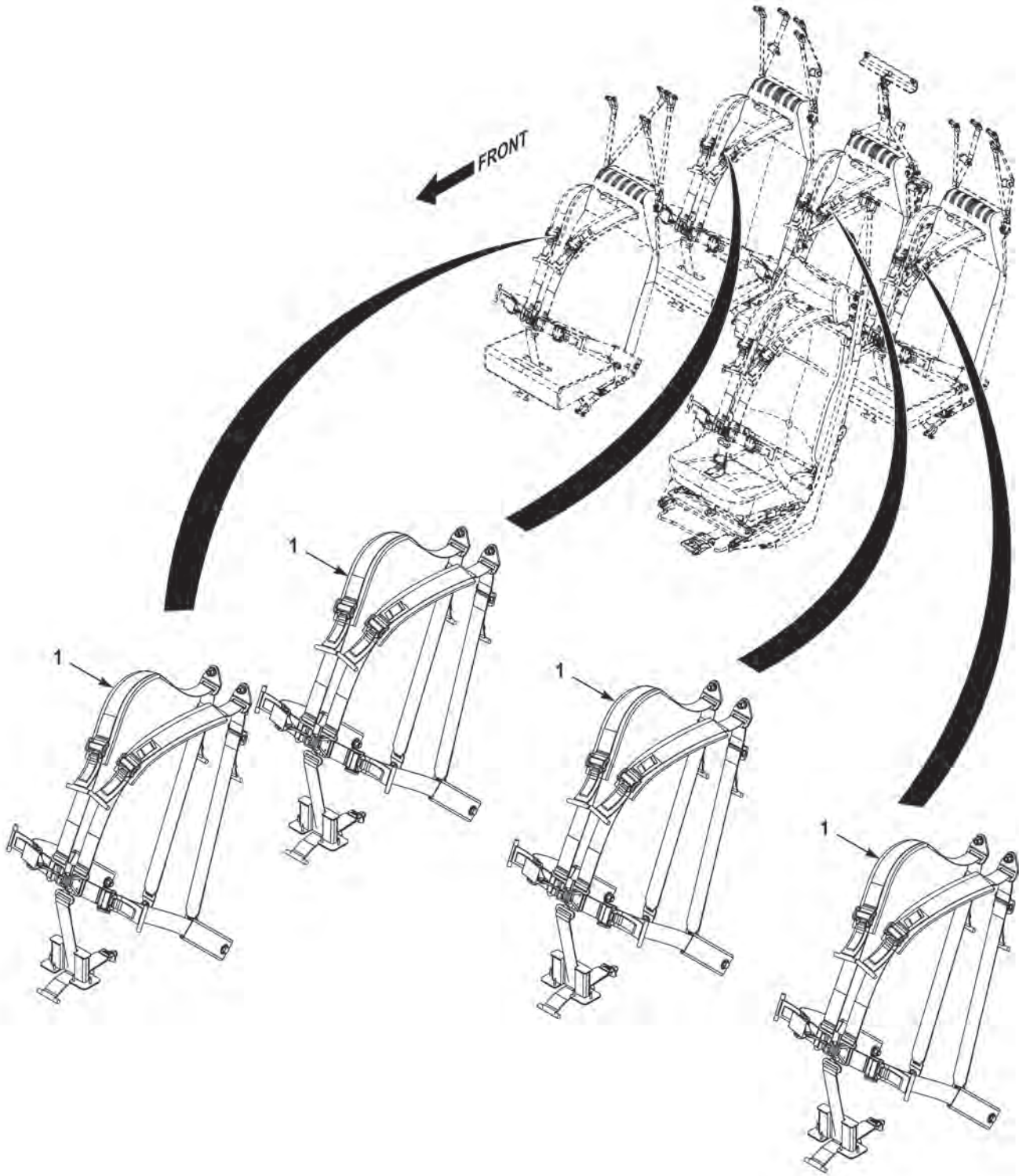


FIGURE 160 - SEAT BELT ASSEMBLY, PASSENGER (M1245)

(1) FIG.	(2) ITEM	(3) PART NO.	(4) DESCRIPTION	(5) QTY.	(6) U/M
			GROUP 1806 UPHOLSTERY SEATS, CARPETS, AND MATS		
			FIG. 160 SEAT BELT ASSEMBLY, PASSENGER (M1245)		
160	1	900080	BELT,VEHICULAR,5-PT PASS.....	4	EA

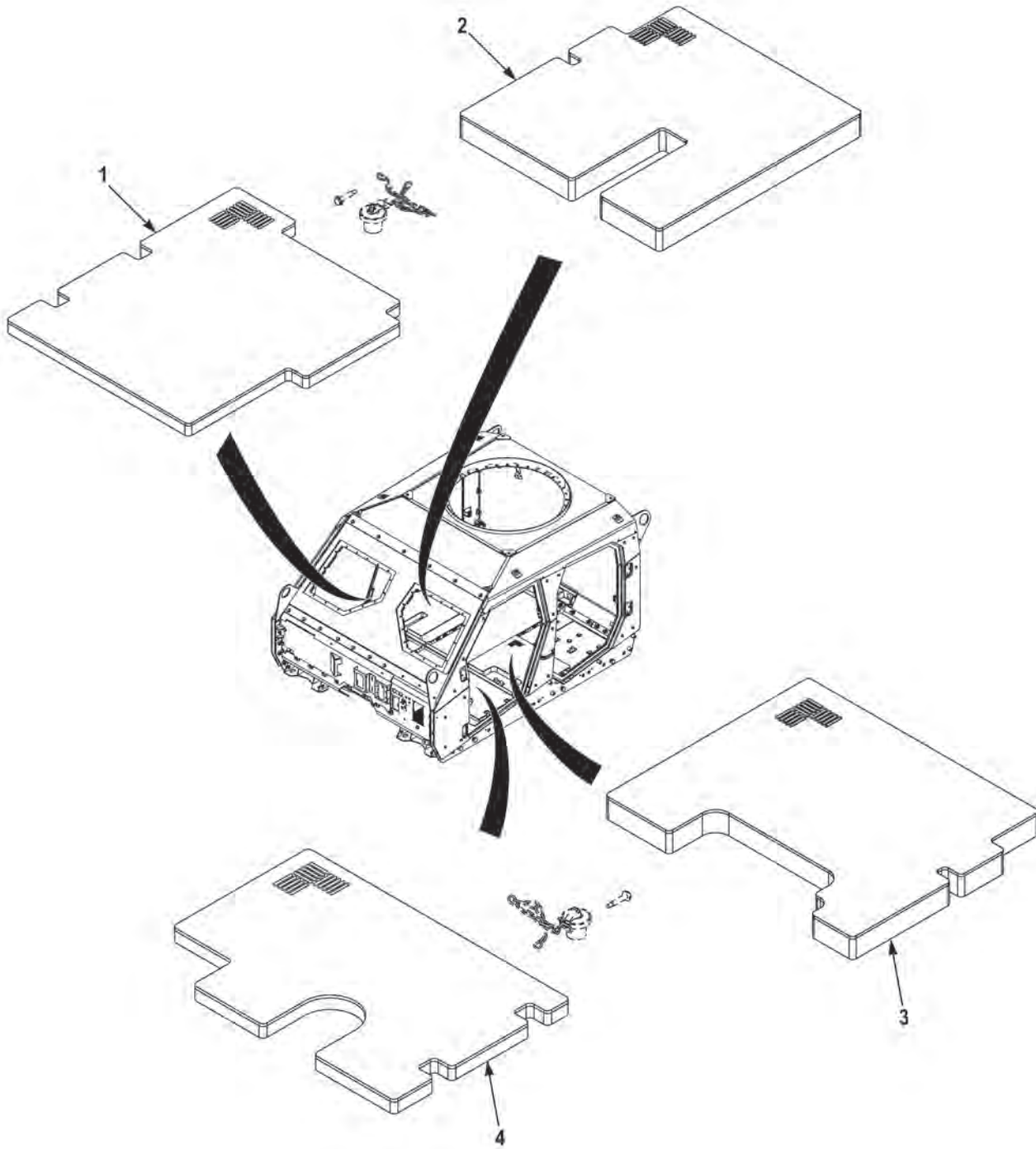
**END OF FIGURE**



---

**FIELD AND SUSTAINMENT MAINTENANCE  
FLOOR MATS (M1240A1)**

---



**FIGURE 161 - FLOOR MATS (M1240A1)**

(1) FIG.	(2) ITEM	(3) PART NO.	(4) DESCRIPTION	(5) QTY.	(6) U/M
			GROUP 1806 UPHOLSTERY SEATS, CARPETS, AND MATS		
			FIG 161 FLOOR MATS (M1240A1)		
161	1	231288	MAT,FLOOR,FR,RH .....	1	EA
161	2	231352	MAT,FLOOR,RR,RH .....	1	EA
161	3	231351	MAT,FLOOR,RR,LH .....	1	EA
161	4	231188	MAT,FLOOR,FR,LH.....	1	EA

END OF FIGURE





---

**FIELD AND SUSTAINMENT MAINTENANCE  
FLOOR MATS (M1245)**

---

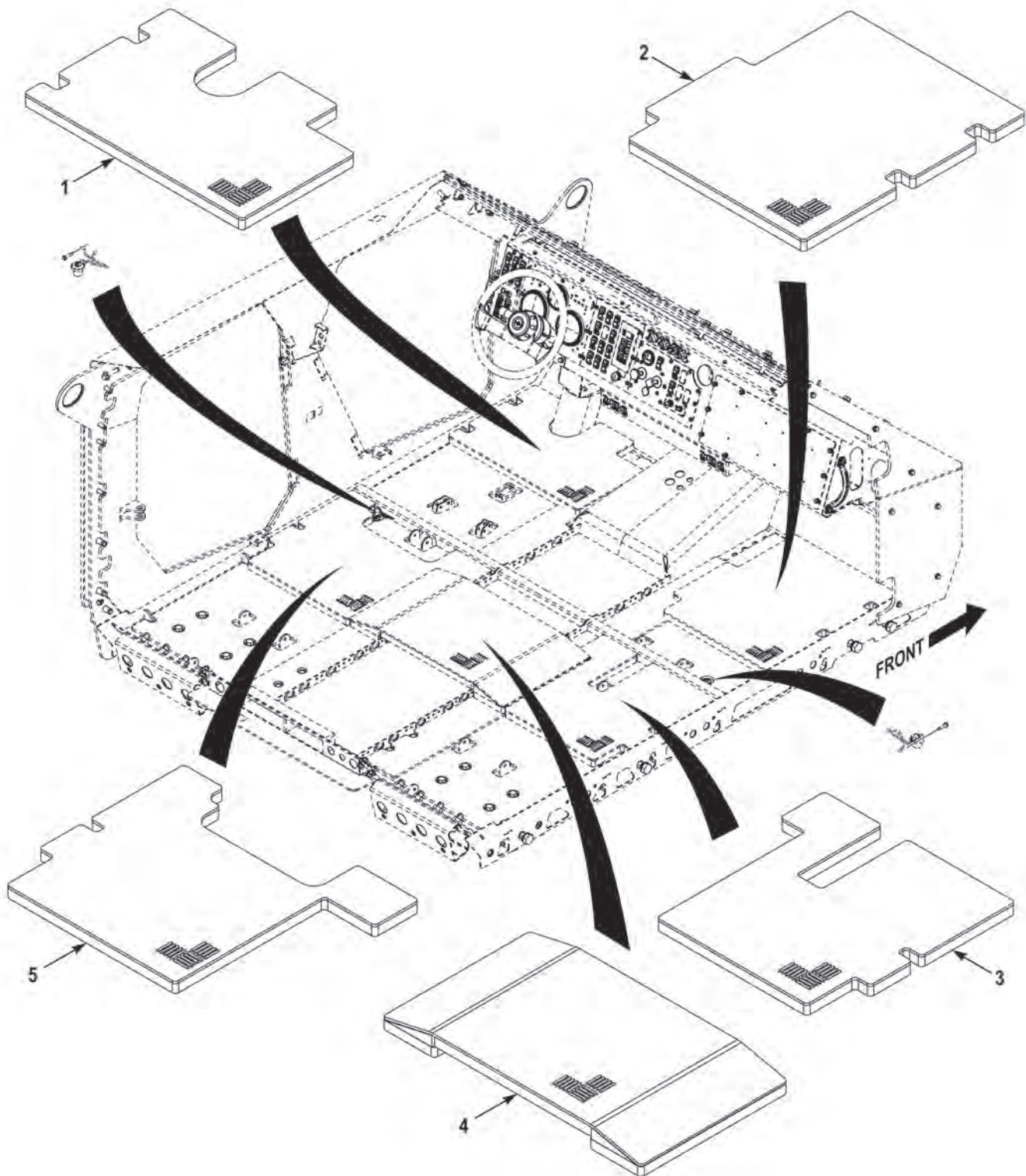


FIGURE 162 - FLOOR MATS (M1245)

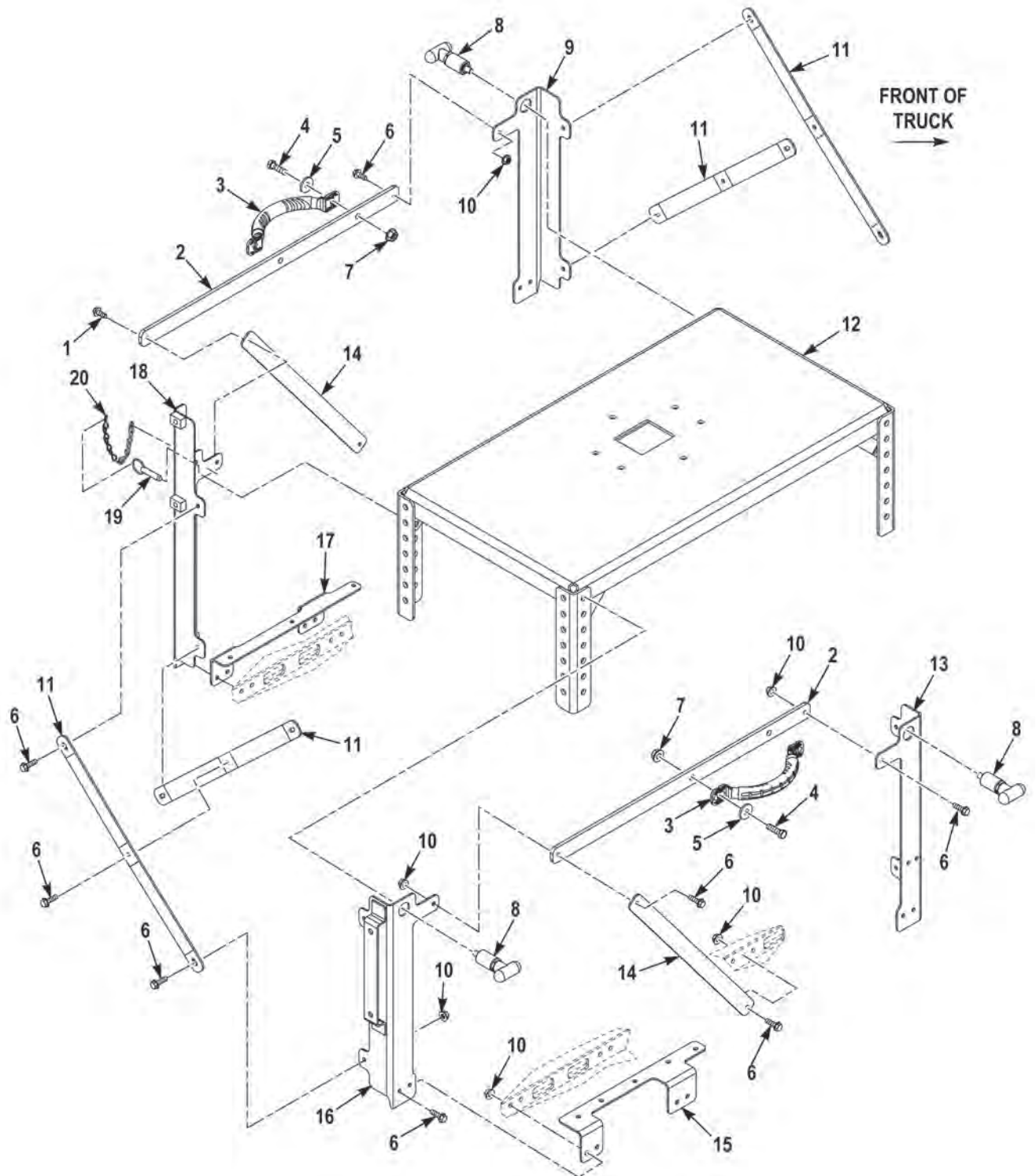
---

(1) FIG.	(2) ITEM	(3) PART NO.	(4) DESCRIPTION	(5) QTY.	(6) U/M
			GROUP 1806 UPHOLSTERY SEATS, CARPETS, AND MATS		
			FIG. 162 FLOOR MATS (M1245)		
162	1	231188	MAT,FLOOR,FRONT,LH	1	EA
162	2	231189	MAT,FLOOR,FRONT,RH	1	EA
162	3	231184	MAT,FLOOR,REAR,RH	1	EA
162	4	231185	MAT,FLOOR,REAR,CENTER	1	EA
162	5	231183	MAT,FLOOR,REAR,LH	1	EA

**END OF FIGURE**



**FIELD AND SUSTAINMENT MAINTENANCE  
A-KIT AND C4ISR ASSEMBLY (M1240)**



**FIGURE 163 - A-KIT AND C4ISR ASSEMBLY (M1240) (SHEET 1 OF 4)**

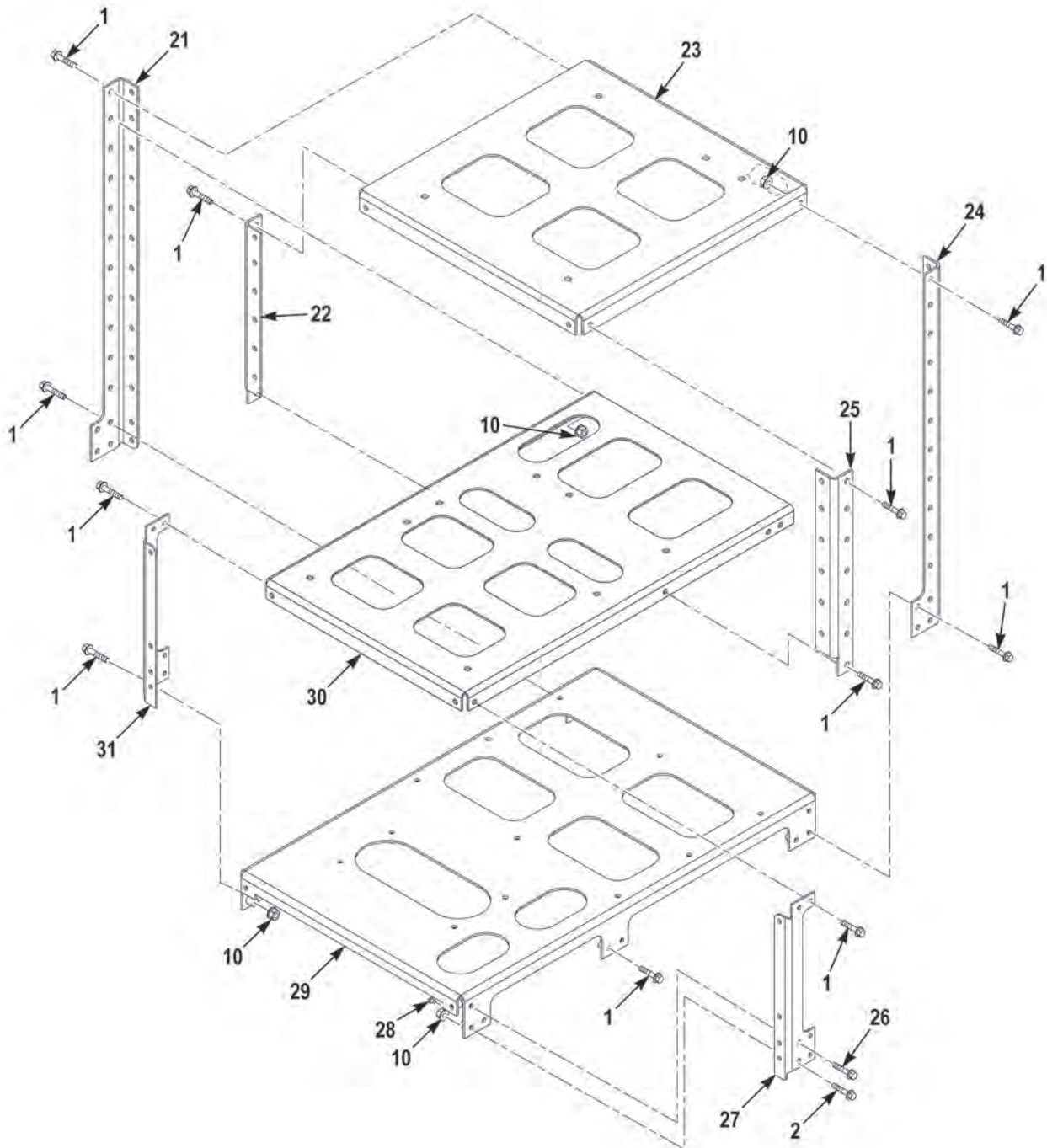


FIGURE 163 - A-KIT AND C4ISR ASSEMBLY (M1240) (SHEET 2 OF 4)



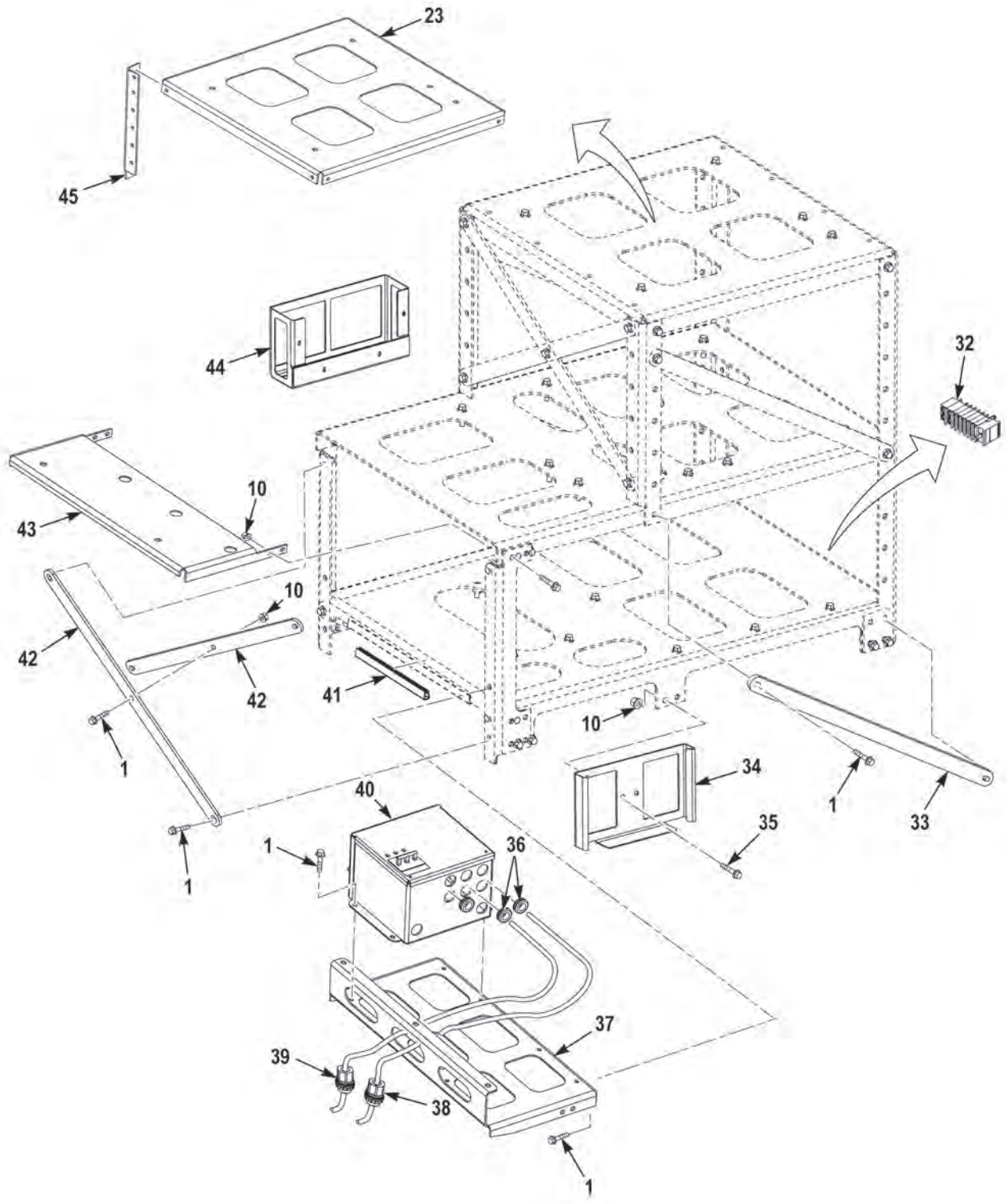


FIGURE 163 - A-KIT AND C4ISR ASSEMBLY (M1240) (SHEET 3 OF 4)

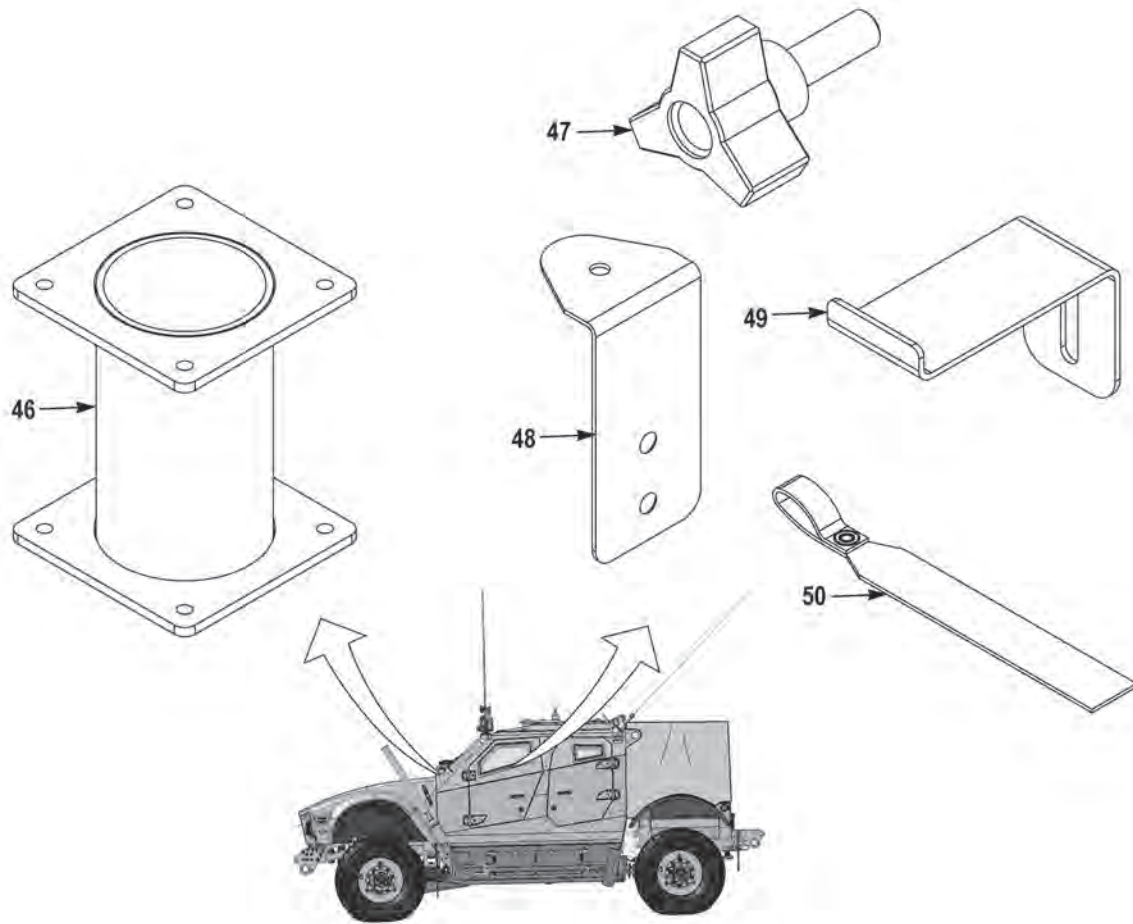


FIGURE 163 - A-KIT AND C4ISR ASSEMBLY (M1240) (SHEET 4 OF 4)



(1) FIG.	(2) ITEM	(3) PART NO.	(4) DESCRIPTION	(5) QTY.	(6) U/M
			GROUP 1808 STOWAGE RACKS, BOXES, AND MOUNTING		
			FIG. 163 A-KIT AND C4ISR ASSEMBLY (M1240)		
163	1	1345610	DRIVE,SCREW #10 X .62 SST . . . . .	1	EA
163	2	3842057	BRACE, LATERAL, GUNNER PLATFORM . . . . .	2	EA
163	3	3321341	GRAB HANDLE, FLEXIBLE, 7.50. . . . .	3	EA
163	4	3268943	SCREW, CAP, HEX .038 - 16 X 1.25 G5 DA . . . . .	4	EA
163	5	3329830	WASHER, FLAT .41 X 1.13 X .13 DA. . . . .	4	EA
163	6	1606140	SCREW, FLANGE, HEXAGON .25-20 X .75 . . . . .	28	EA
163	7	3266309	NUT, FLANGE, LKSP, .38-16 G8 DA . . . . .	4	EA
163	8	3842056	HANDLE, TEE. . . . .	3	EA
163	9	3842257	SUPPORT, PLATFORM, FR, LT, WLDMNT . . . . .	1	EA
163	10	1600460	NUT, SELF-LOCKING, CLINCH, .25-20 . . . . .	28	EA
163	11	3824662	BRACKET, GUNNER RESTRAINT. . . . .	1	EA
163	12	3846130	PLATFORM, ADJUSTABLE, WELDMENT . . . . .	1	EA
163	13	3842256	SUPPORT, PLATFORM, FR, RT, WLDMNT. . . . .	1	EA
163	14	3842055	CROSSBRACE, GUNNER PLATFORM. . . . .	1	EA
163	15	3844226	BRACKET, CREW, II, RH. . . . .	1	EA
163	16	3842254	SUPPORT, PLATFORM, RR, RT, WLDMNT. . . . .	1	EA
163	17	3844225	BRACKET, CREW, II, LH . . . . .	1	EA
163	18	3842255	SUPPORT, PLATFORM, RR, LT, WLDMNT . . . . .	1	EA
163	19	3846163	PIN, QRL .38 X 1.12 ZC . . . . .	1	EA
163	20	1342FX	CHAIN, JACK #14. . . . .	10	IN
163	21	3825968	SUPPORT LEG, GFE RACK, REAR RH . . . . .	1	EA
163	22	3820373	SUPPORT LEG, GFE RACK, MID . . . . .	1	EA
163	23	3819830	SHELF, RADIO MOUNT, FRONT UPPER . . . . .	2	EA
163	24	3825967	SUPPORT LEG, GFE RACK, REAR LH. . . . .	1	EA
163	25	3820427	SUPPORT LEG, GFE RACK, MID, LH . . . . .	1	EA
163	26	1606140	SCREW, FLANGE, HEXAGON .25-20 X .75 . . . . .	30	EA
163	27	3820376	SUPPORT LEG, GFE RACK, FRONT . . . . .	1	EA
163	28	2026030	INSERT, THREAED .38-16. . . . .	3	EA
163	29	3829418	SHELF, RADIO MOUNT, FRONT LR, WELDMENT . .	1	EA
163	30	3825108	SHELF, RADIO MOUNT, FRONT MID . . . . .	1	EA
163	31	3820372	SUPPORT LEG, GFE RACK, FRONT . . . . .	1	EA
163	32	3819533	WEE, 60MM, GALV, ROXTEC . . . . .	1	EA
163	33	3820591	CROSSBRACE, GFE RACK, SIDE . . . . .	4	EA
163	34	3831286	BRACKET, DVE CONTROLLER. . . . .	1	EA
163	35	2872HX	SCREW, PAN, .25-20 X .75 . . . . .	2	EA
163	36	571FX	GROMMET .75 X 1.37 X .44. . . . .	6	EA
163	37	3829417	SHELF, POWER DISTRIBUTION, WELDMENT . . . .	1	EA

(1) FIG.	(2) ITEM	(3) PART NO.	(4) DESCRIPTION	(5) QTY.	(6) U/M
163	38	3823632	CABLE ASSEMBLY 6GA 210.0 1436A.....	1	EA
163	39	3823631	CABLE ASSEMBLY 6GA 210.0 1436.....	1	EA
163	40	3822434	BOX, DISTRIBUTION, 200A.....	1	EA
163	41	3175843-53	QUICKEE .032-.125 THICK.....	1	EA
163	42	3820590	CROSSBRACE, GFE RACK, FRONT.....	4	EA
163	43	3825109	SHELF, RADIO MOUNT, FRONT MID, EXTENSION.	1	EA
163	44	3831285	BRACKET, FBCB2 KEYBOARD.....	1	EA
163	45	3830251	BRACKET, SUPPORT LEG.....	4	EA
163	46	3831164	SPACER, DVE PEDESTAL WELDMENT.....	1	EA
163	47	3826272	KNOB, THREE ARM .25-20 X .75.....	1	EA
163	48	3826039	BRACKET, LOUDSPEAKER UPPER.....	1	EA
163	49	3826019	STRAP, LOOP, VELCO.....	5	EA
163	50	3826040	BRACKET, LOUDSPEAKER LOWER.....	1	EA
163	NI	1756870	SCREW, FLANGE, HEXAGON .31-18 X 1.25.....	5	EA
163	NI	3819640	297 - A-KIT, C4ISR, M-ATV.....	1	EA
163	NI	3830256	BRACKET, DVE DISPLAY.....	1	EA
163	NI	1614120	SCREW, FLANGE, HEXAGON .38-16 X 1.00.....	14	EA
163	NI	1955110	SCREW, FLANGE, HEXAGON .31-18 X .75.....	4	EA
163	NI	1333510	NUT, FLANGE, LOCK .31-18.....	4	EA
163	NI	3266319	SCREW, FLANGE, HEXAGON .38-16 X 1.50.....	24	EA
163	NI	3266309	NUT, SELF-LOCKING, HEXAGON, 3/8-16.....	24	EA
163	NI	1778HX	SCREW, FLAT, XR .25-20 X .75.....	2	EA
163	NI	3524927006	SCREW, FLANGE, HEXAGON M6-1.0 X 25.....	8	EA
163	NI	3524928001	NUT, FLANGE, LOCK M6-1.0.....	4	EA
163	NI	3819535	GLAND, RM 30.....	4	EA
163	NI	3819536	GLAND, RM 20.....	18	EA
163	NI	3819534	STAYPLATE, 60MM, GALV.....	8	EA
163	NI	3826891	WASHER, FLAT .25 X 1.25 X .12.....	8	EA
163	NI	3830367	BRACKET, DISPLAY MOUNTING.....	1	EA
163	NI	3268673	SCREW, FLANGE, HEXAGON .25-20 X .75.....	12	EA
163	NI	3325071	SCREW, FLANGE, HEXAGON .38-16 X 2.00.....	16	EA
163	NI	3824996	BRACKET, STDF 1.63 X 1.31 X .06.....	4	EA
163	NI	1463620	CLIP, PUSH TYPE 7/16ID.....	4	EA
163	NI	52813AX	WASHER, FLAT #10 X .41 X .05.....	4	EA
163	NI	1376550	NUT, HEXAGON, LOCKING #10-24.....	4	EA
163	NI	1859770	SCREW, PAN, #10-24 X 1.50.....	4	EA
163	NI	3266317	SCREW, FLANGE, HEXAGON .38-16 X 1.00.....	6	EA
163	NI	3826346	NUT, JAM M14-2 C8 UF.....	6	EA
163	NI	128054A	GROMMET 1.50 ID X 2.12 OD X .19 THICK.....	1	EA
163	NI	3832750	PLATE, DVE DISPLAY.....	1	EA
163	NI	1755590	CLIP, CUSHION 1.25ID.....	4	EA

(1) FIG.	(2) ITEM	(3) PART NO.	(4) DESCRIPTION	(5) QTY.	(6) U/M
163	NI	2334HX	CLAMP, LOOP . . . . .	3	EA
163	NI	3832853	CONNECTOR, GLE,947 35 SPL . . . . .	1	EA
163	NI	3834549	CONNECTOR, GLE, 947 35 SPL . . . . .	1	EA
163	NI	2026010	INSERT, THREA .31-18 . . . . .	3	EA
163	NI	3266312	SCREW, FLANGE, HEXAGON .25-20 X 1.00 . . . . .	8	EA
163	NI	3436678	NUT, FLANGE, LOCK .25-20 . . . . .	4	EA
163	NI	3823343	PLATE, MT2011, SIDE	1	EA
163	NI	3823344	PLATE, MT2011, BOTTOM	1	EA
163	NI	3823345	PLATE, MT2011, SPACER	1	EA
163	NI	3823346	PLATE, MT2011, TOP	1	EA
163	NI	2239930	INSERT, THREAD .25-20 X .165 AL	4	EA

**END OF FIGURE**



---

**FIELD AND SUSTAINMENT MAINTENANCE  
A-KIT AND C4ISR ASSEMBLY (M1240A1)**

---

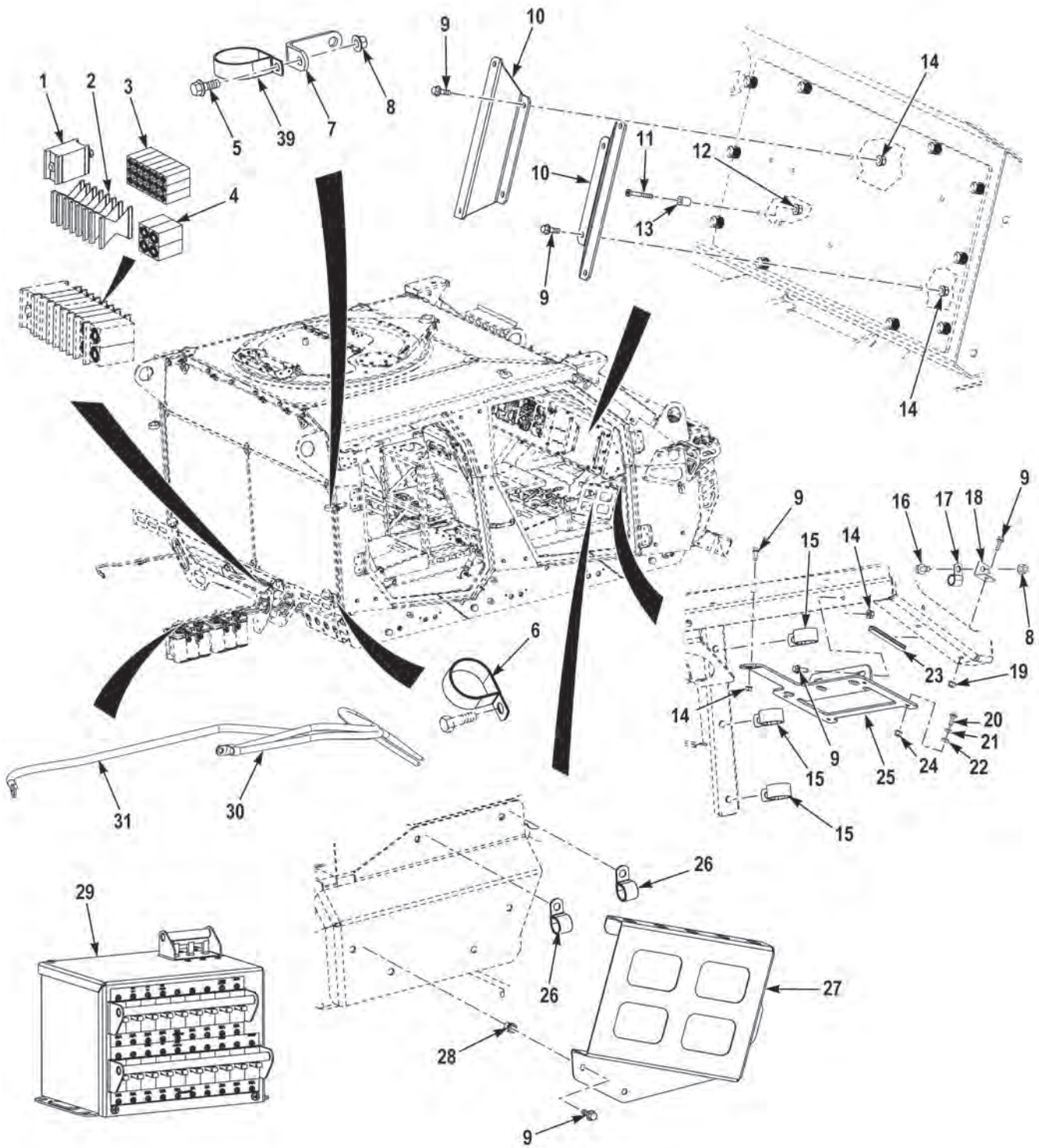


FIGURE 164 - A-KIT AND C4ISR ASSEMBLY (M1240A1) (SHEET 1 OF 3)





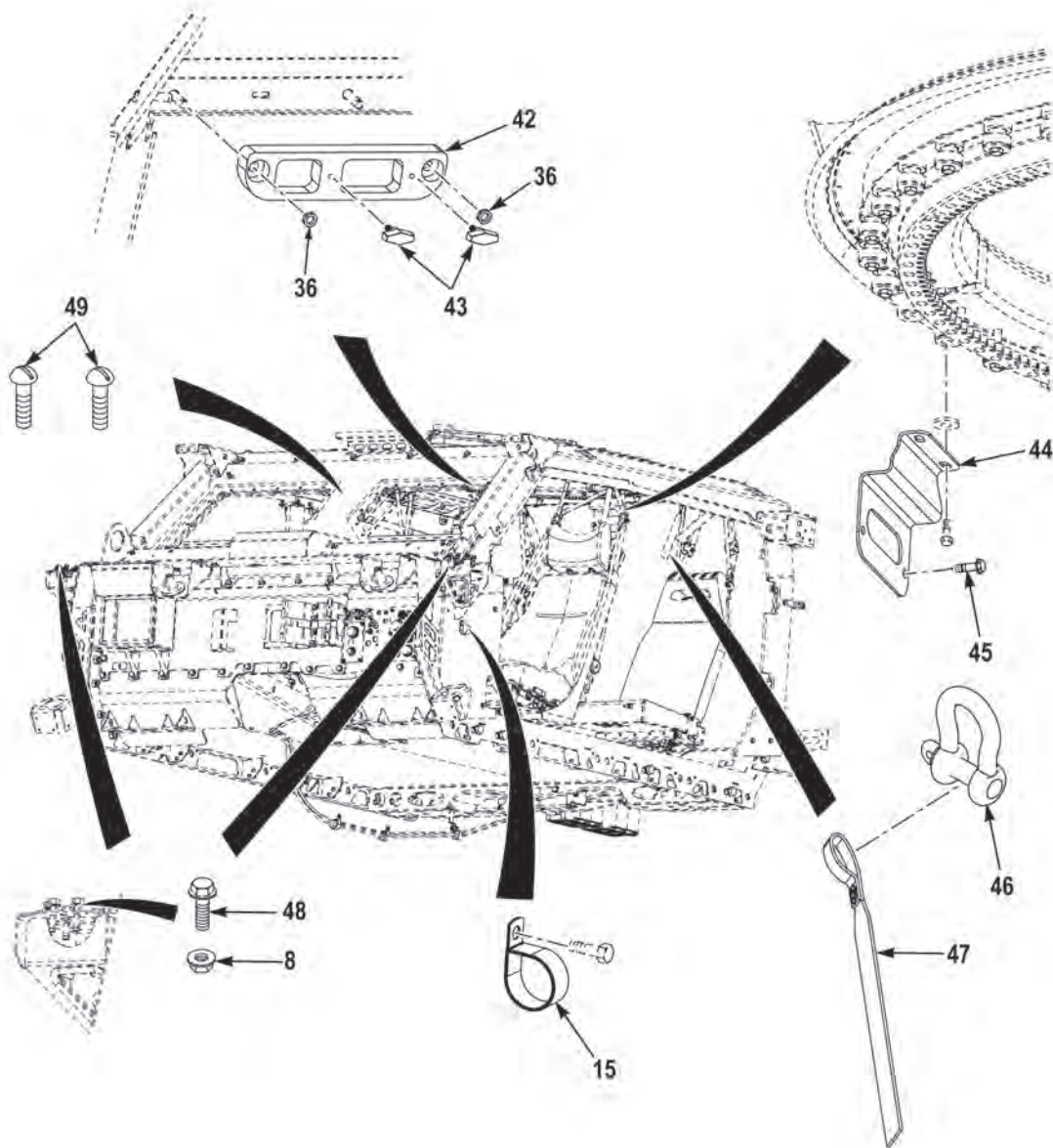


FIGURE 164 - A-KIT AND C4ISR ASSEMBLY (M1240A1) (SHEET 3 OF 3)



(1) FIG.	(2) ITEM	(3) PART NO.	(4) DESCRIPTION	(5) QTY.	(6) U/M
			GROUP 1808 STOWAGE RACKS, BOXES, AND MOUNTING		
			FIG. 164 A-KIT AND C4ISR ASSEMBLY (M1240A1)		
164	1	ARW0000601018	INSERT MODULE,ELECTRICAL CONNECTOR . . . .	1	EA
164	2	ASP0000600018	SPACER,PLATE, . . . . .	8	EA
164	3	RM00100201000	INSERT MODULE,ELECTRICAL CONNECTOR . . . .	18	EA
164	4	RM00100301000	INSERT MODULE,ELECTRICAL CONNECTOR . . . .	4	EA
164	5	10823-01171	SCREW,CAP,HEX HEAD,.38-16X1.00 G8 DA . . . . .	2	EA
164	6	0708828	CLAMP,LOOP,2.00 ID . . . . .	2	EA
164	7	3839298	BRACKET,. . . . .	2	EA
164	8	10823-00817	NUT,SELF-LOCKING,ASSEMBLED WASHER, 3/8 -16 . . . . .	19	EA
164	9	110961	SCREW,CAP,HEX HEAD,.25-20 X .75 G5 ZY . . . . .	19	EA
164	10	3821630	BRACKET,. . . . .	2	EA
164	11	3350026	SCREW,MACHINE,10-32 X 1 1/2 . . . . .	4	EA
164	12	112556A	NUT,SELF-LOCKING,#10-32 G5 ZC . . . . .	4	EA
164	13	3858027	BOSS,. . . . .	4	EA
164	14	0192408	NUT,SELF-LOCKING,.25-20 G5 ZY . . . . .	19	EA
164	15	C0V2513	CLAMP,LOOP,1.50 ID . . . . .	5	EA
164	16	3970536015	SCREW,CAP,HEX HEAD,.38-16X.75 G8 MB . . . . .	1	EA
164	17	MS21333-125	CLAMP,LOOP,.62 ID . . . . .	1	EA
164	18	3833797	BRACKET,ANGLE, . . . . .	1	EA
164	19	3945996	NUT,SELF-LOCKING,.25-20 G8 DA . . . . .	1	EA
164	20	2200920	SCREW,MACHINE,#8-32X.75 SS . . . . .	4	EA
164	21	3925953	WASHER,LOCK,#8X.29X.04 MB . . . . .	4	EA
164	22	3925952	WASHER,FLAT,#8X.38X.04 MB . . . . .	4	EA
164	23	3175843-004	CHANNEL,NONMETALLIC,MAKE FROM CHANNEL P/N SF 845 (82654), 4 IN LG. . . . .	1	EA
164	24	MS21044N08	NUT,SELF-LOCKING,#8-32 NS Z . . . . .	4	EA
164	25	3983021	BRACKET,. . . . .	1	EA
164	26	C0V1313	CLAMP,LOOP,.75 ID . . . . .	3	EA
164	27	3855771	MOUNTING BASE,ELECTRICAL EQUIPMENT . . . .	1	EA
164	28	10823-01574	NUT,PLAIN,BLIND,.25-20 X .165 AL . . . . .	3	EA
164	29	3982661	BOX,DISTB,GFE, . . . . .	1	EA
164	30	3863368	CABLE,2GA . . . . .	2	EA
164	31	3863369	CABLE,1GA . . . . .	1	EA
164	32	MS35489-85	GROMMET,. . . . .	1	EA
164	33	3831164	SPACER,SLEEVE, . . . . .	1	EA
164	34	3858019	BRACKET,. . . . .	1	EA
164	35	3266312	SCREW,CAP,HEX HEAD,.25-20X1.00 G8 DA . . . . .	8	EA

(1) FIG.	(2) ITEM	(3) PART NO.	(4) DESCRIPTION	(5) QTY.	(6) U/M
164	36	40169	NUT,PLAIN,HEXAGON,M14-2 C8 UF. ....	6	EA
164	37	1463620	CLAMP,LOOP,.44 ID . ....	4	EA
164	38	3824996	BRACKET,ANGLE, . ....	4	EA
164	39	FNFU	CLAMP,LOOP,2.25 ID . ....	2	EA
164	40	COV-1713	CLAMP,LOOP,1.00 ID . ....	1	EA
164	41	947-114NF15-35P01	ADAPTER,CONNECTOR, . ....	1	EA
164	42	3845315	PLATE, . ....	1	EA
164	43	65035K24	KNOB,T-HANDLE,. ....	2	EA
164	44	3858034	BRACKET,. ....	1	EA
164	45	0155849	BOLT,MACHINE,.38-16 X 1.00 G5 ZY . ....	16	EA
164	46	3827251	SHACKLE,. ....	3	EA
164	47	3826019	STRAP,WEBBING, . ....	5	EA
164	48	10823-01173	SCREW,CAP,HEX HEAD,3/8-16 X 1 1/2 . ....	16	EA
164	49	1510HX	SCREW,MACHINE,#4-24 X 3/8 . ....	2	EA

END OF FIGURE

---

**FIELD AND SUSTAINMENT MAINTENANCE  
A-KIT,C4ISR AND CHECK 6 (M1245)**

---

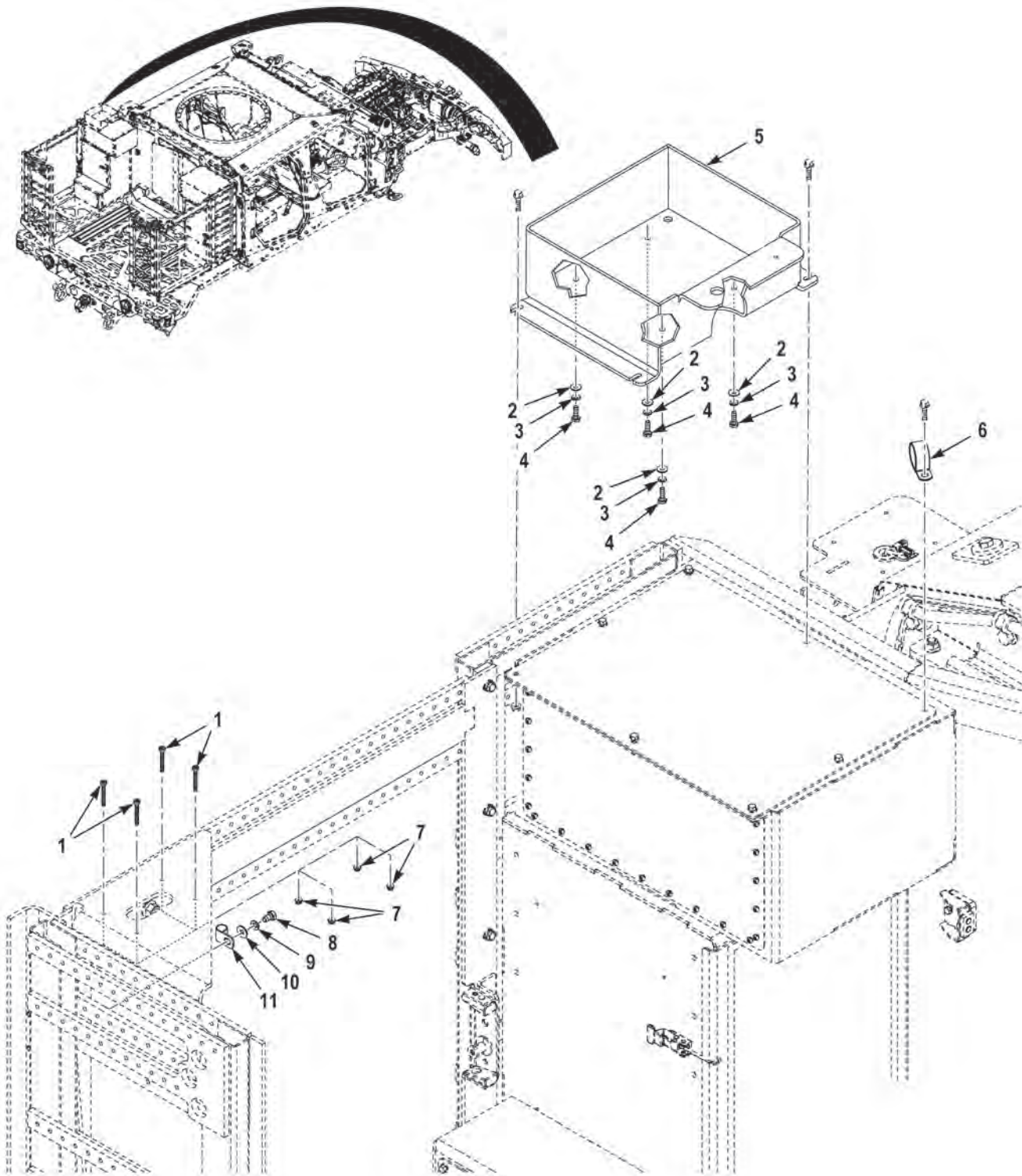


FIGURE 165 - A-KIT,C4ISR AND CHECK 6 (M1245) (SHEET 1 OF 19)

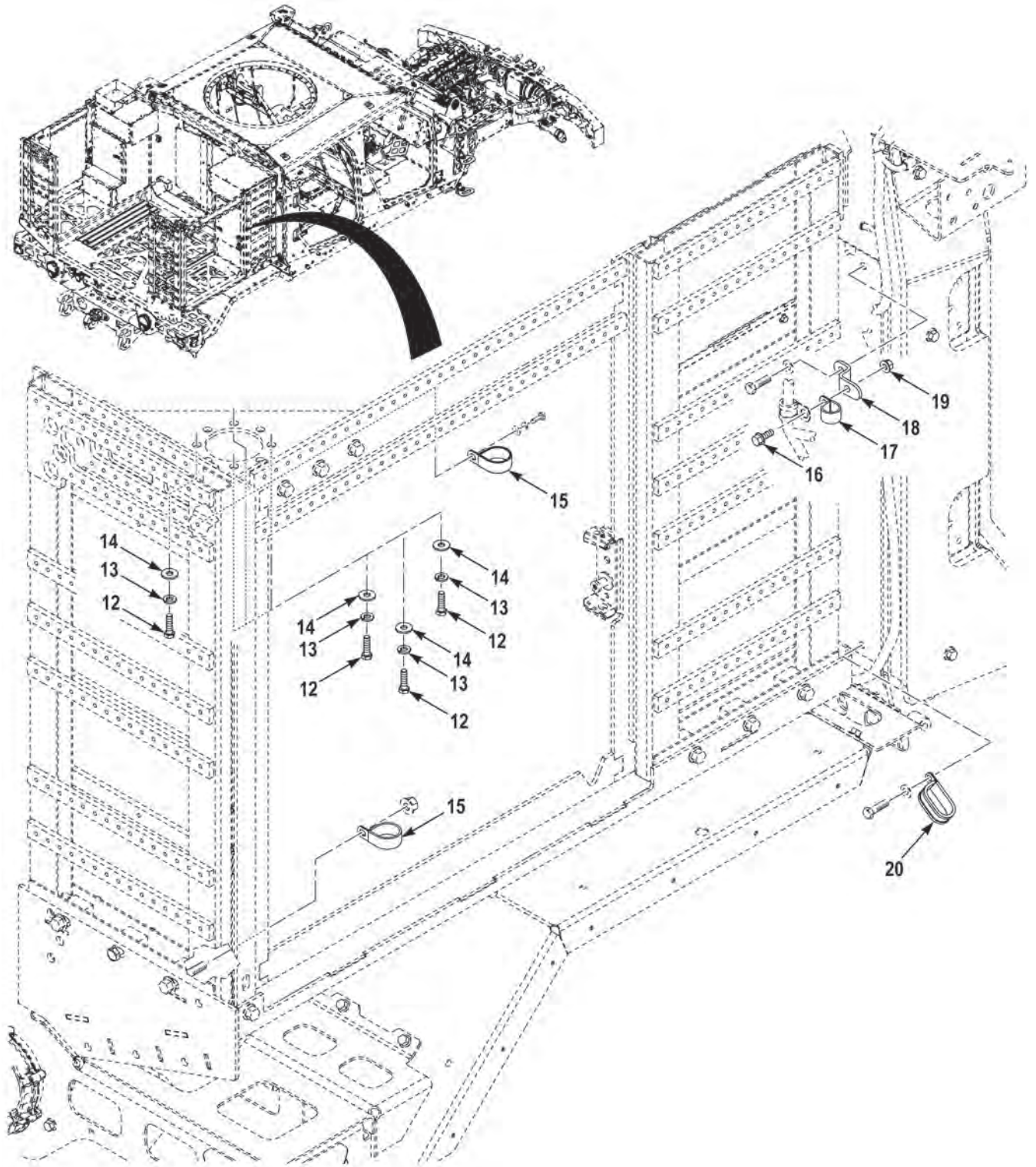


FIGURE 165 - A-KIT,C4ISR AND CHECK 6 (M1245) (SHEET 2 OF 19)



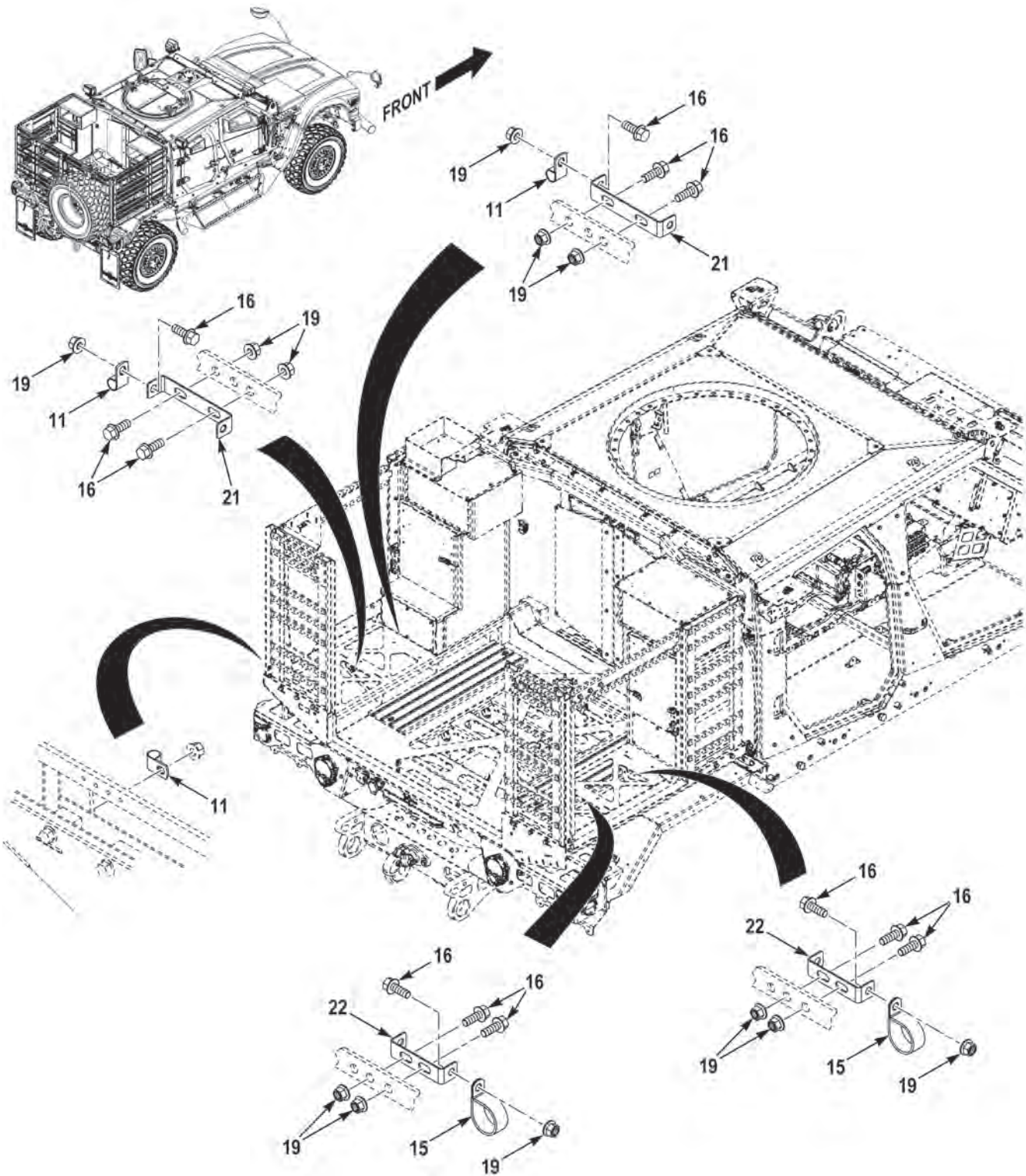


FIGURE 165 - A-KIT,C4ISR AND CHECK 6 (M1245) (SHEET 3 OF 19)

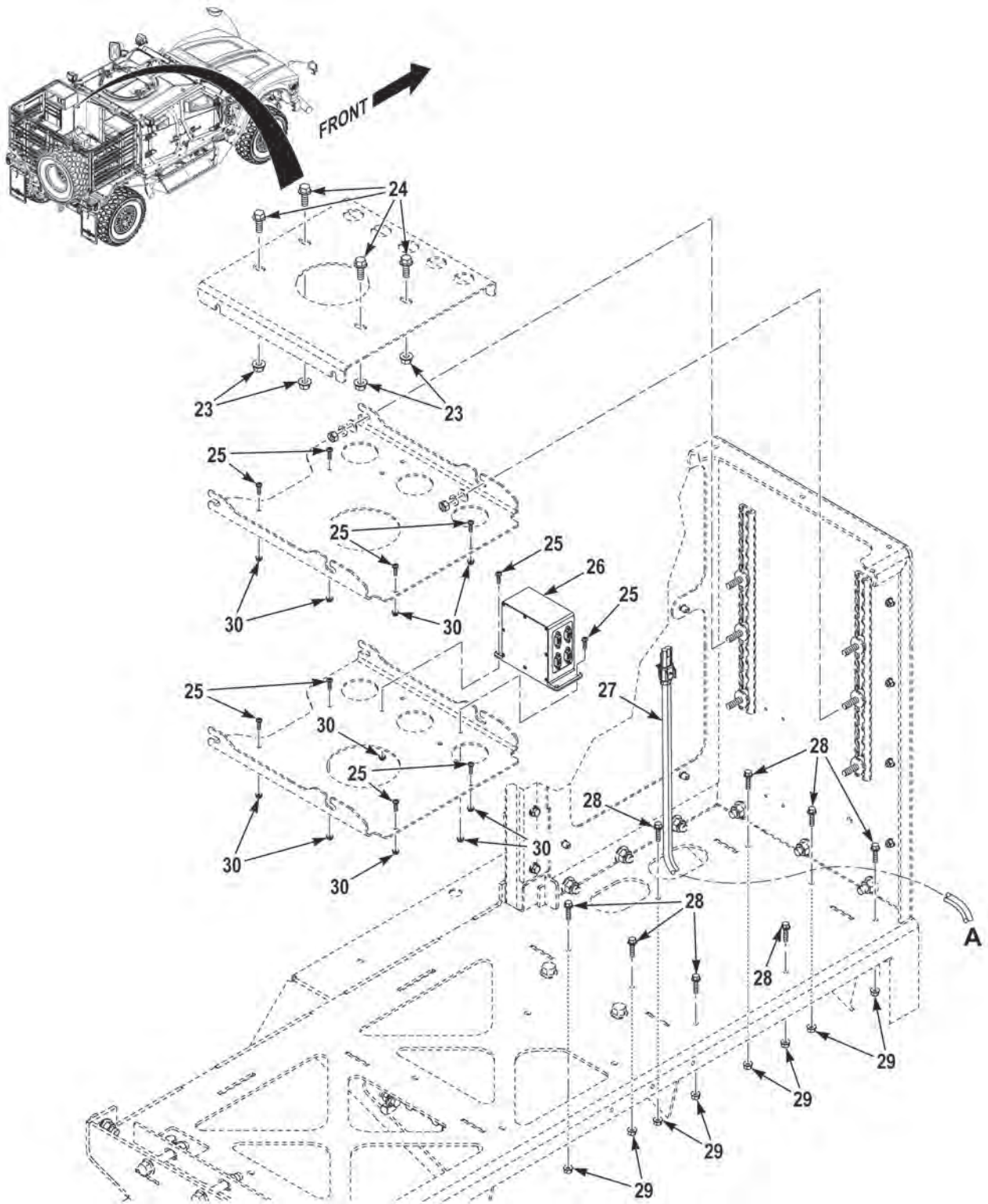


FIGURE 165 - A-KIT,C4ISR AND CHECK 6 (M1245) (SHEET 4 OF 19)



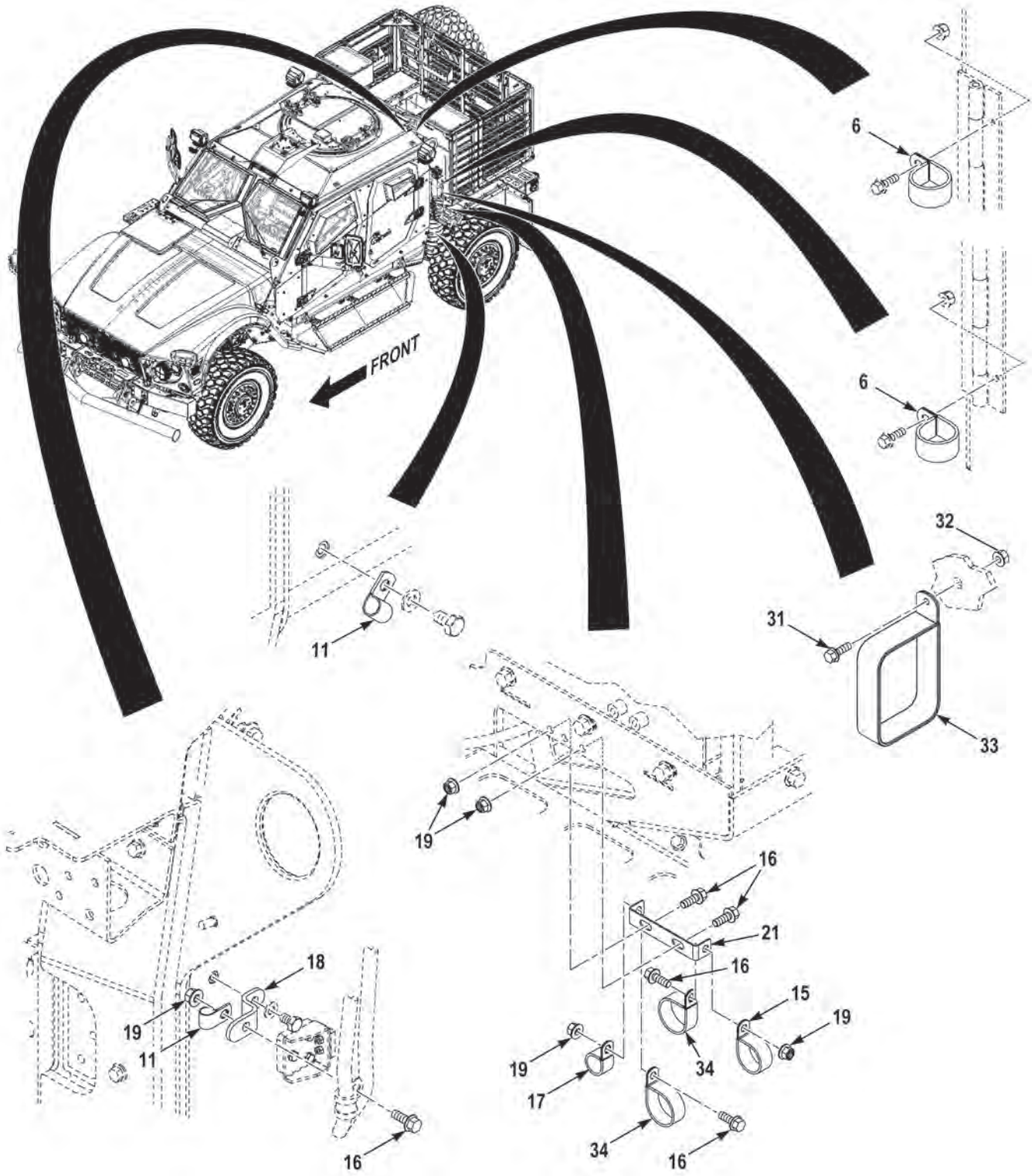


FIGURE 165 - A-KIT,C4ISR AND CHECK 6 (M1245) (SHEET 5 OF 19)



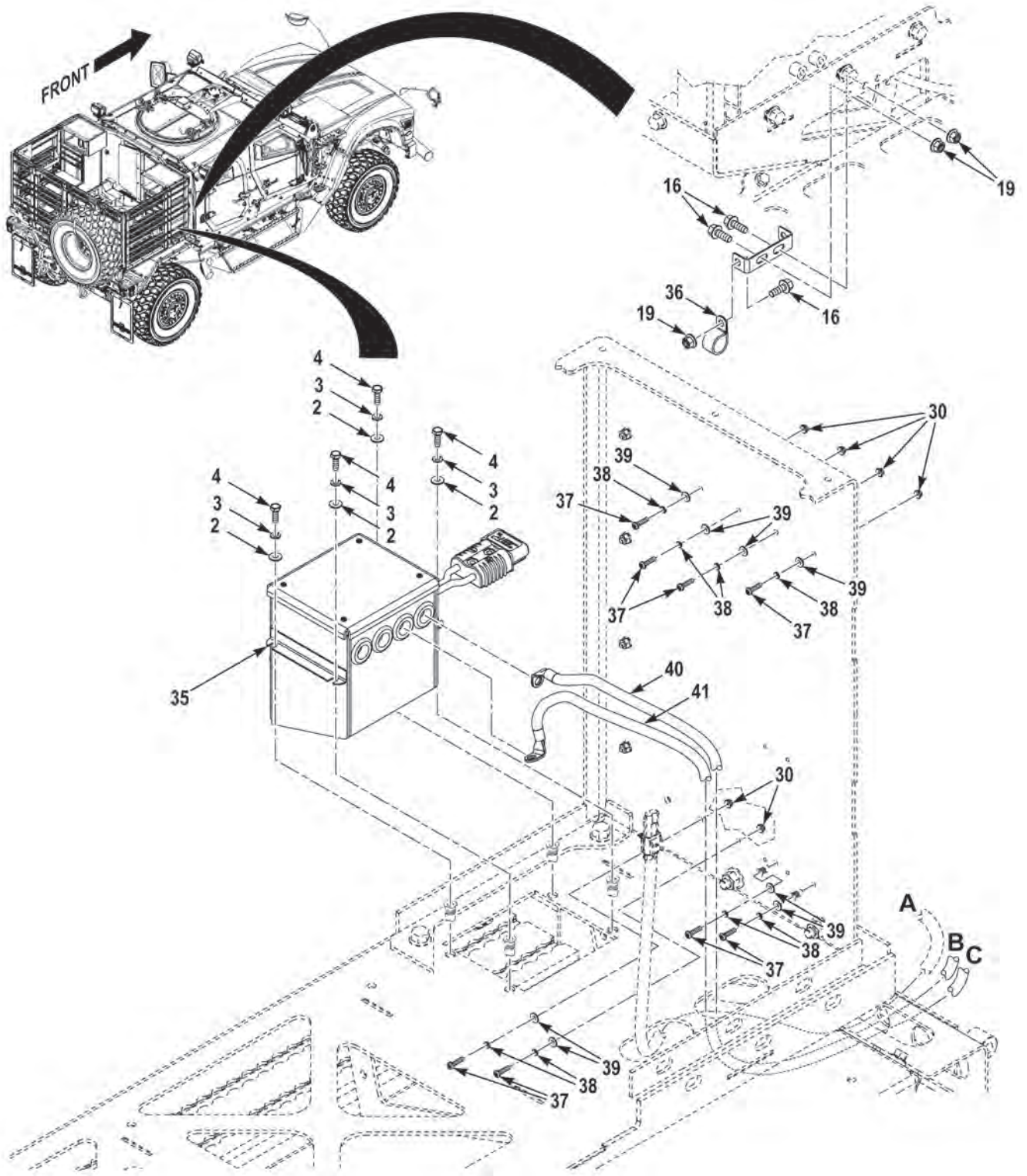


FIGURE 165 - A-KIT,C4ISR AND CHECK 6 (M1245) (SHEET 6 OF 19)

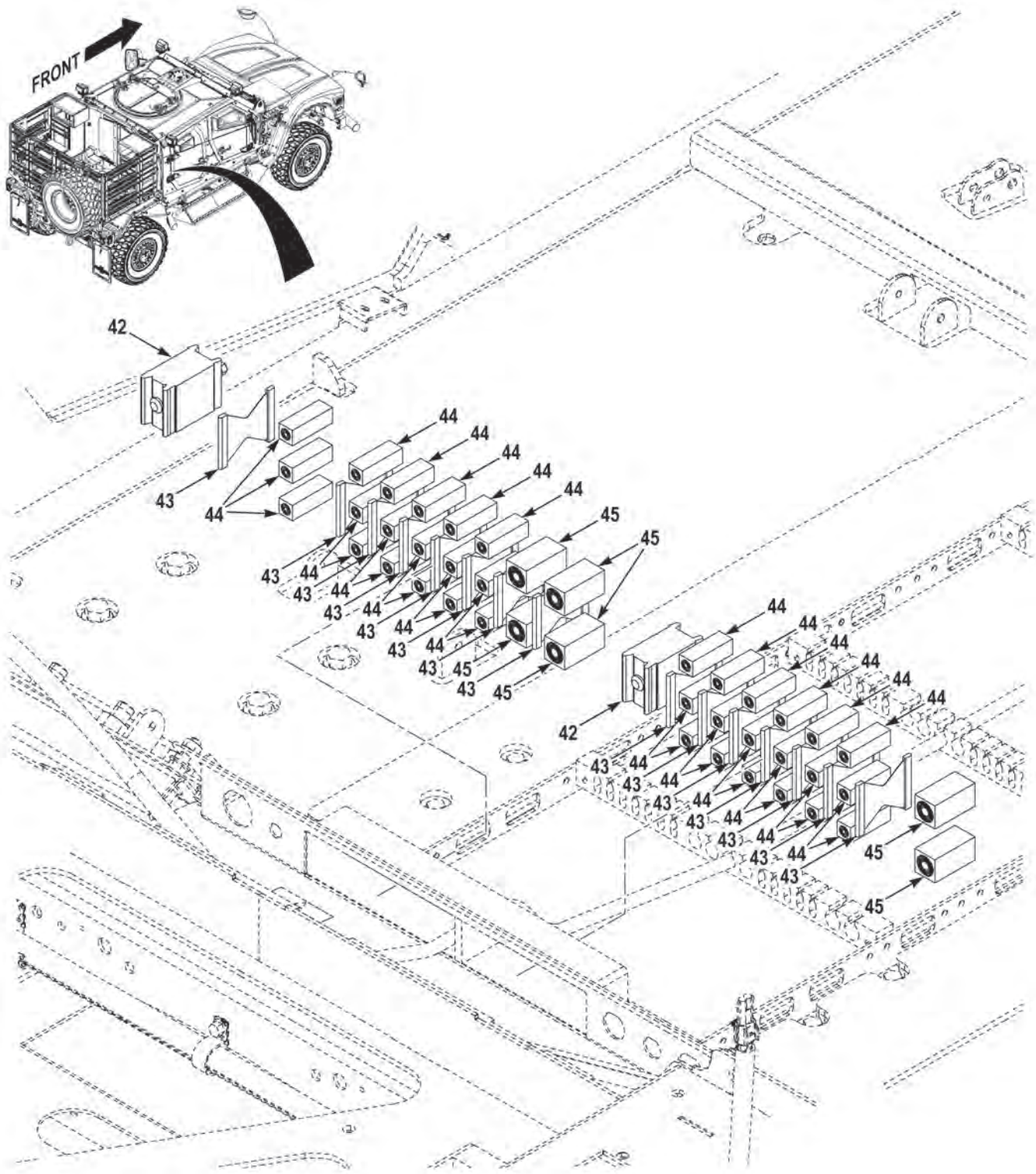


FIGURE 165 - A-KIT,C4ISR AND CHECK 6 (M1245) (SHEET 7 OF 19)



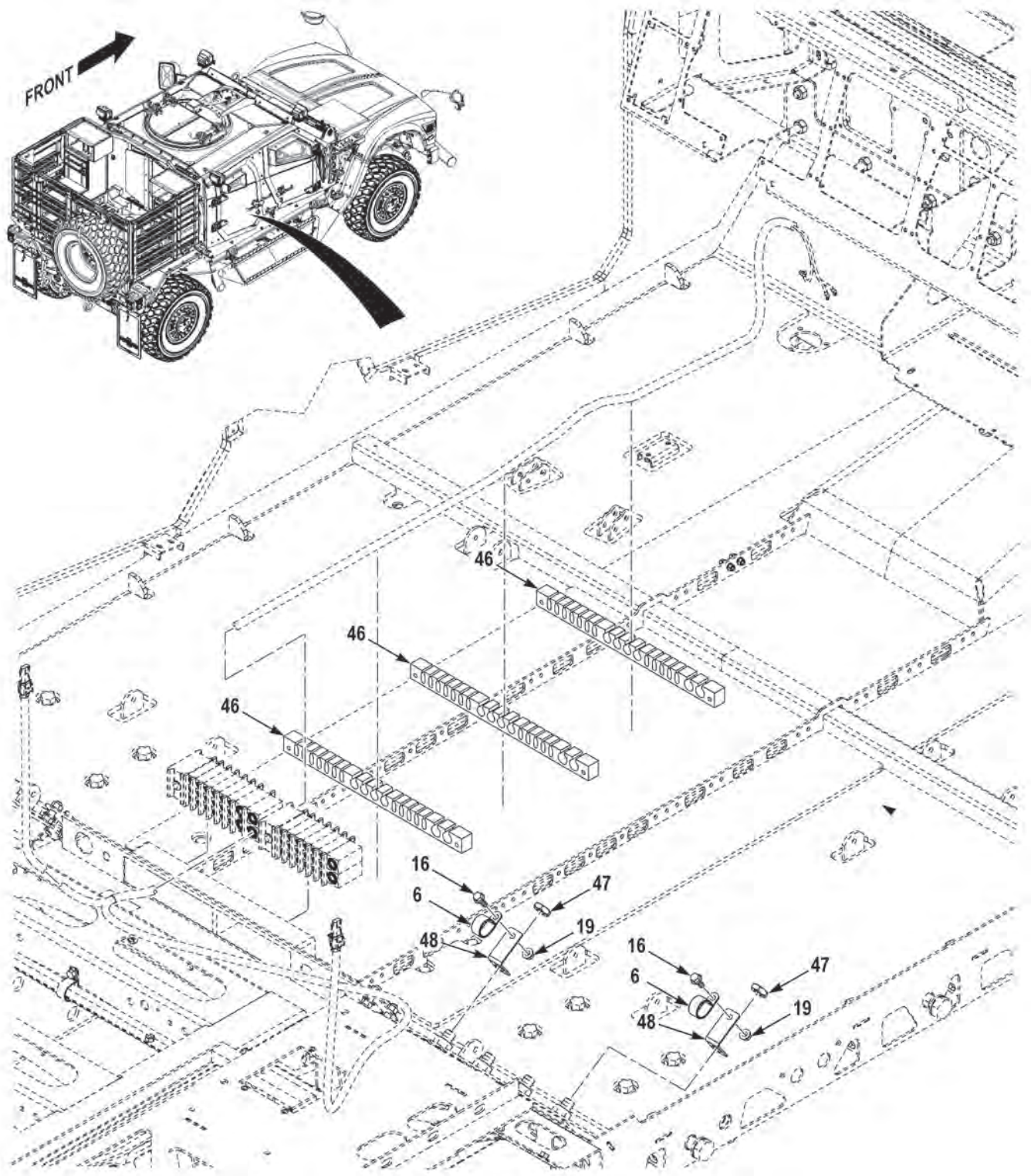


FIGURE 165 - A-KIT,C4ISR AND CHECK 6 (M1245) (SHEET 8 OF 19)

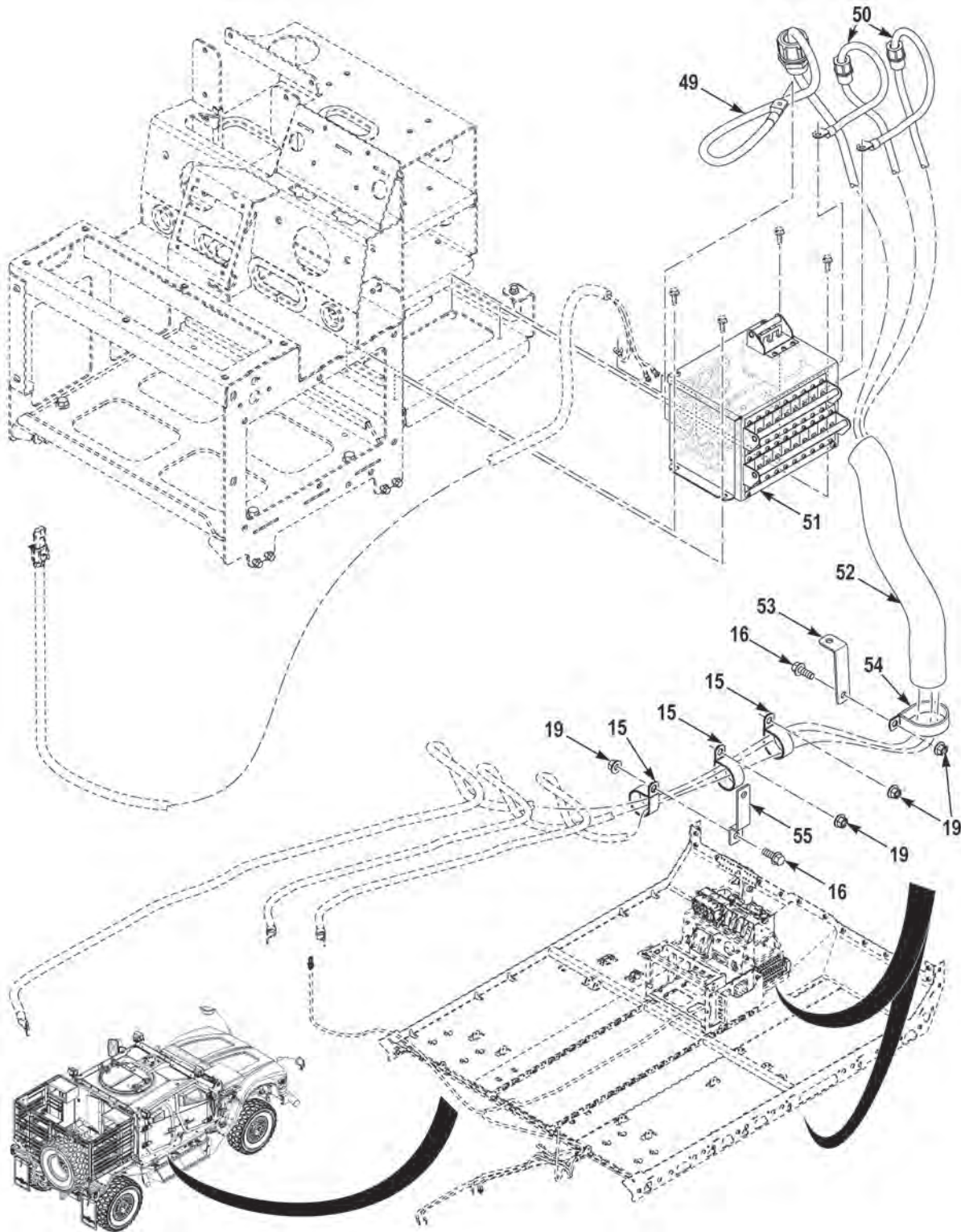


FIGURE 165 - A-KIT,C4ISR AND CHECK 6 (M1245) (SHEET 9 OF 19)



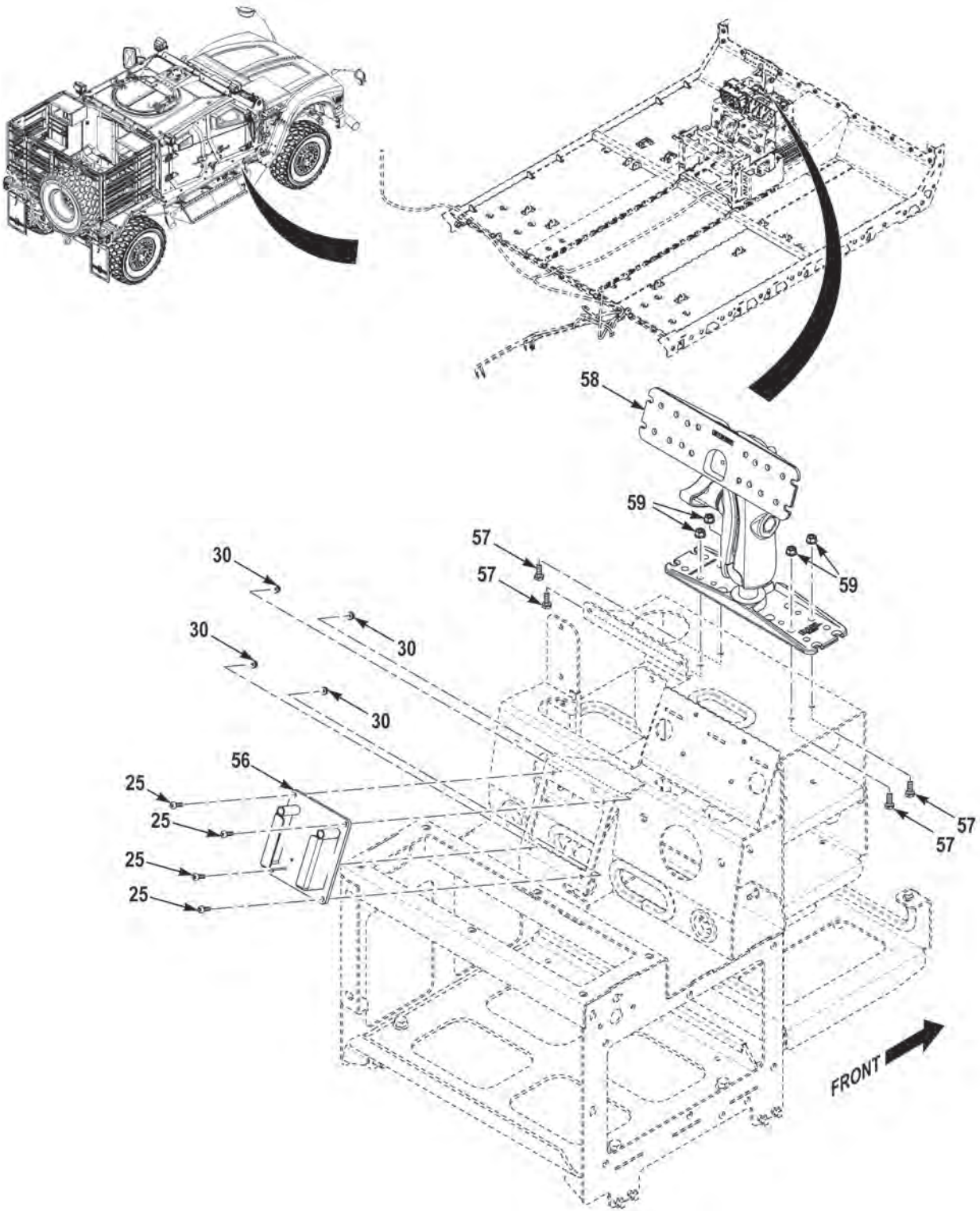


FIGURE 165 - A-KIT,C4ISR AND CHECK 6 (M1245) (SHEET 10 OF 19)

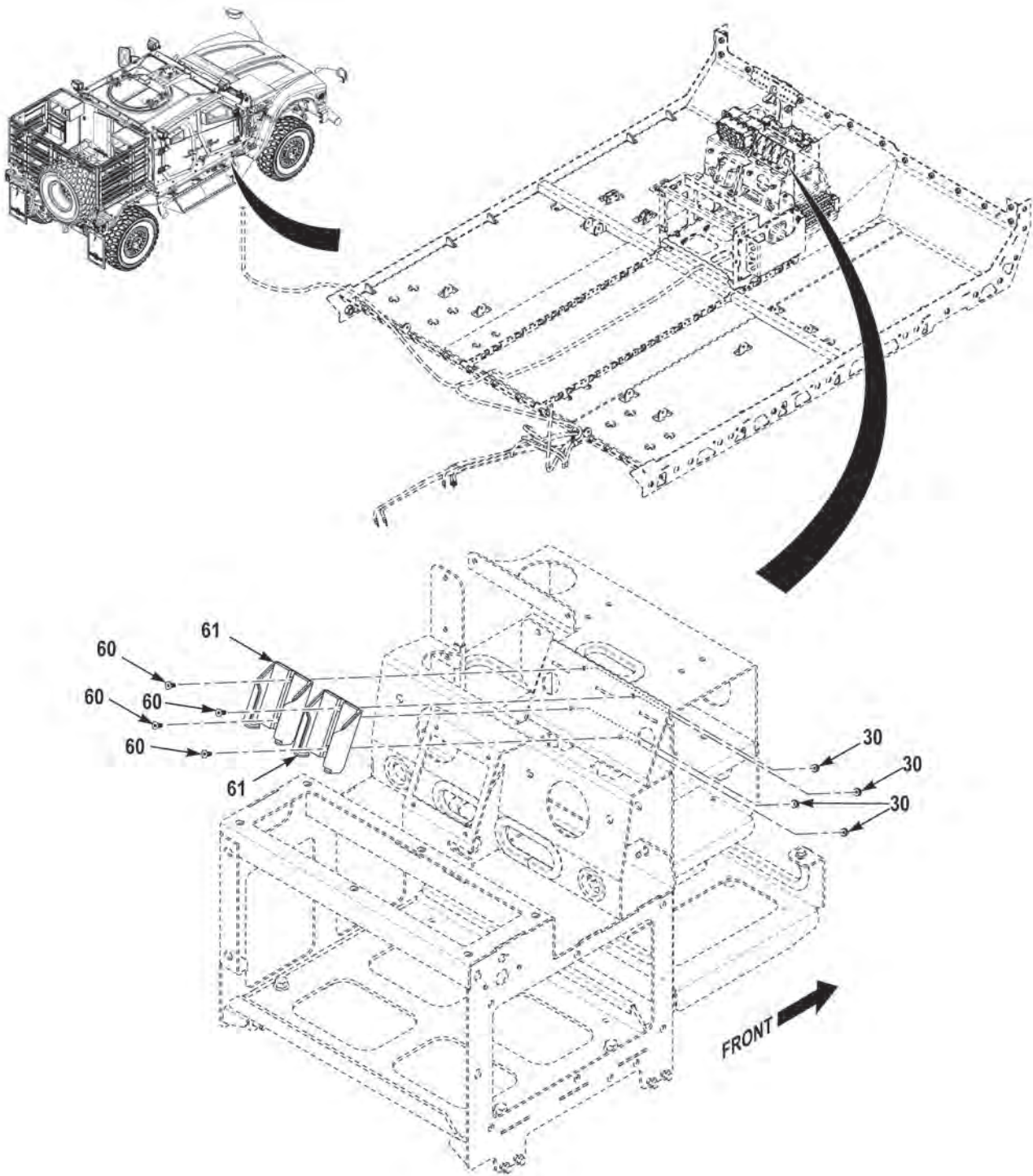


FIGURE 165 - A-KIT,C4ISR AND CHECK 6 (M1245) (SHEET 11 OF 19)

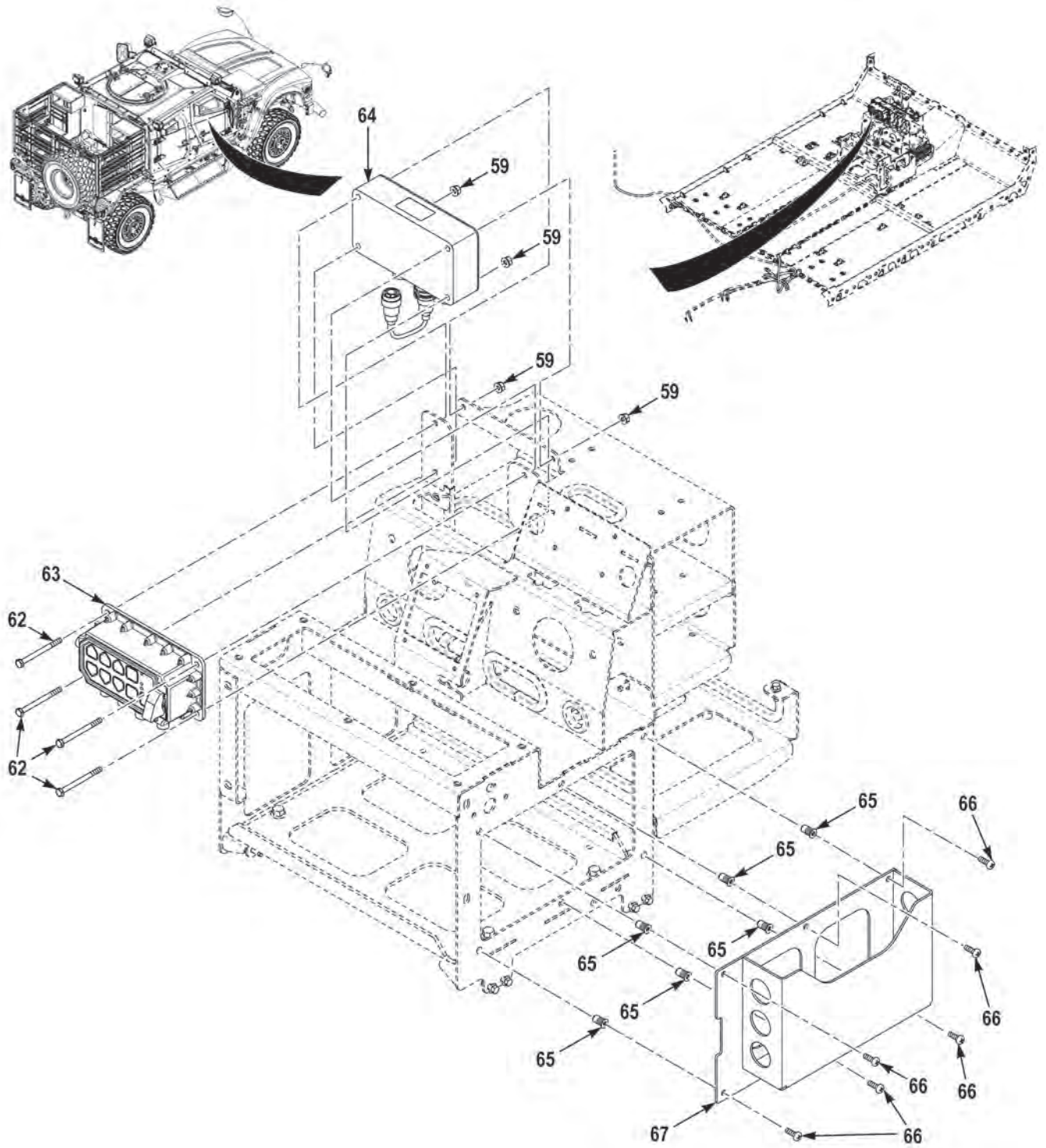


FIGURE 165 - A-KIT,C4ISR AND CHECK 6 (M1245) (SHEET 12 OF 19)



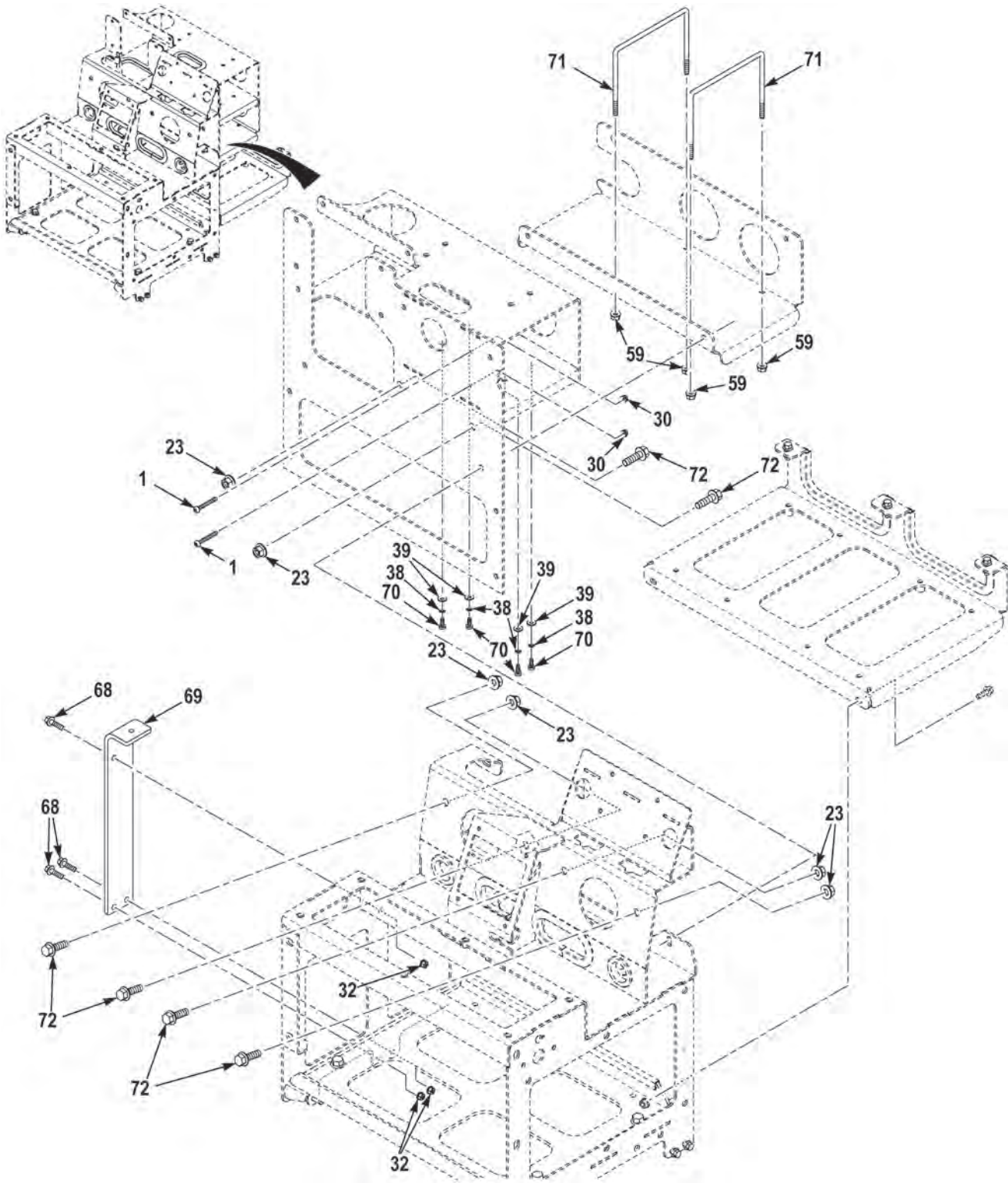


FIGURE 165 - A-KIT,C4ISR AND CHECK 6 (M1245) (SHEET 13 OF 19)



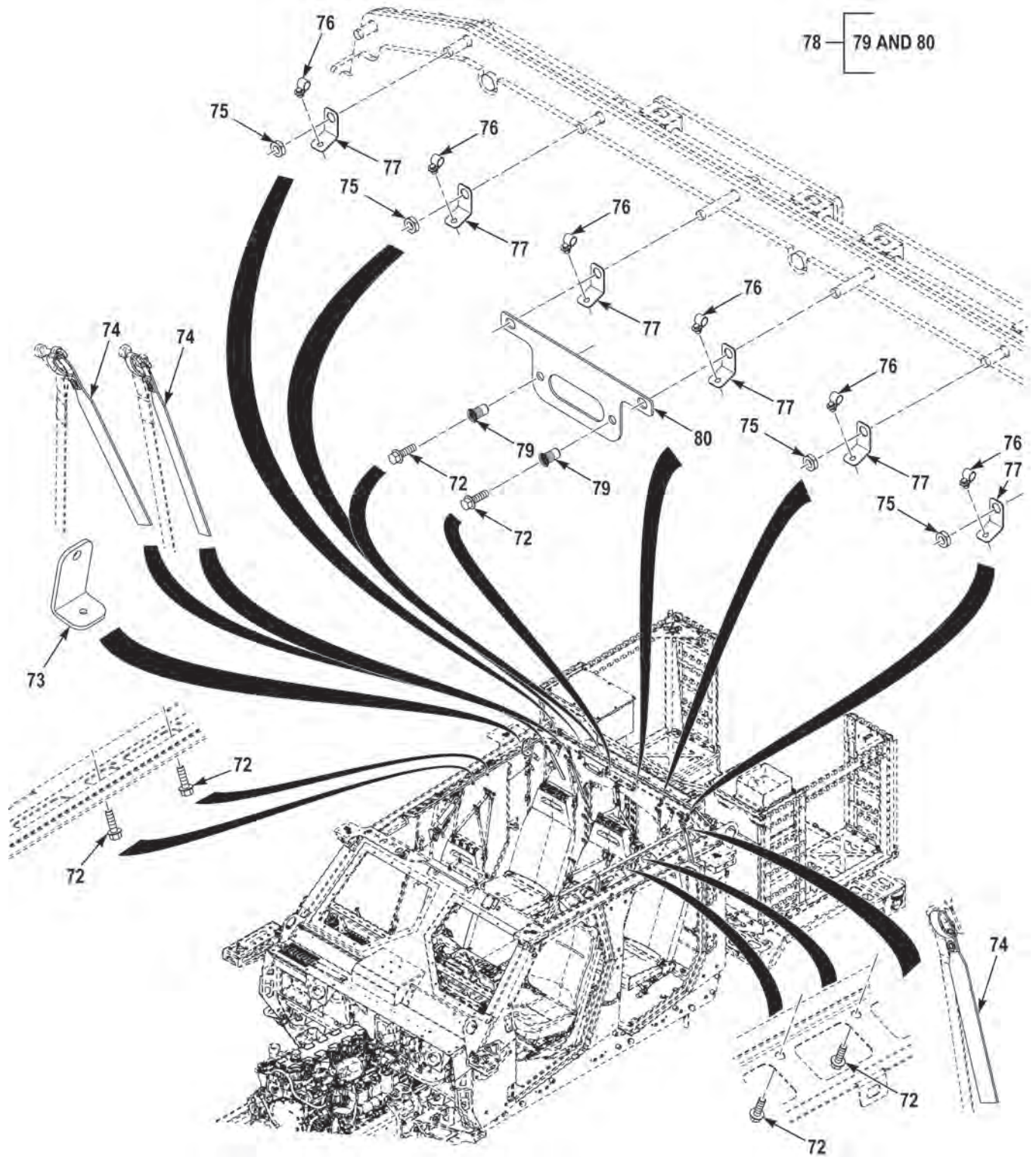


FIGURE 165 - A-KIT,C4ISR AND CHECK 6 (M1245) (SHEET 14 OF 19)

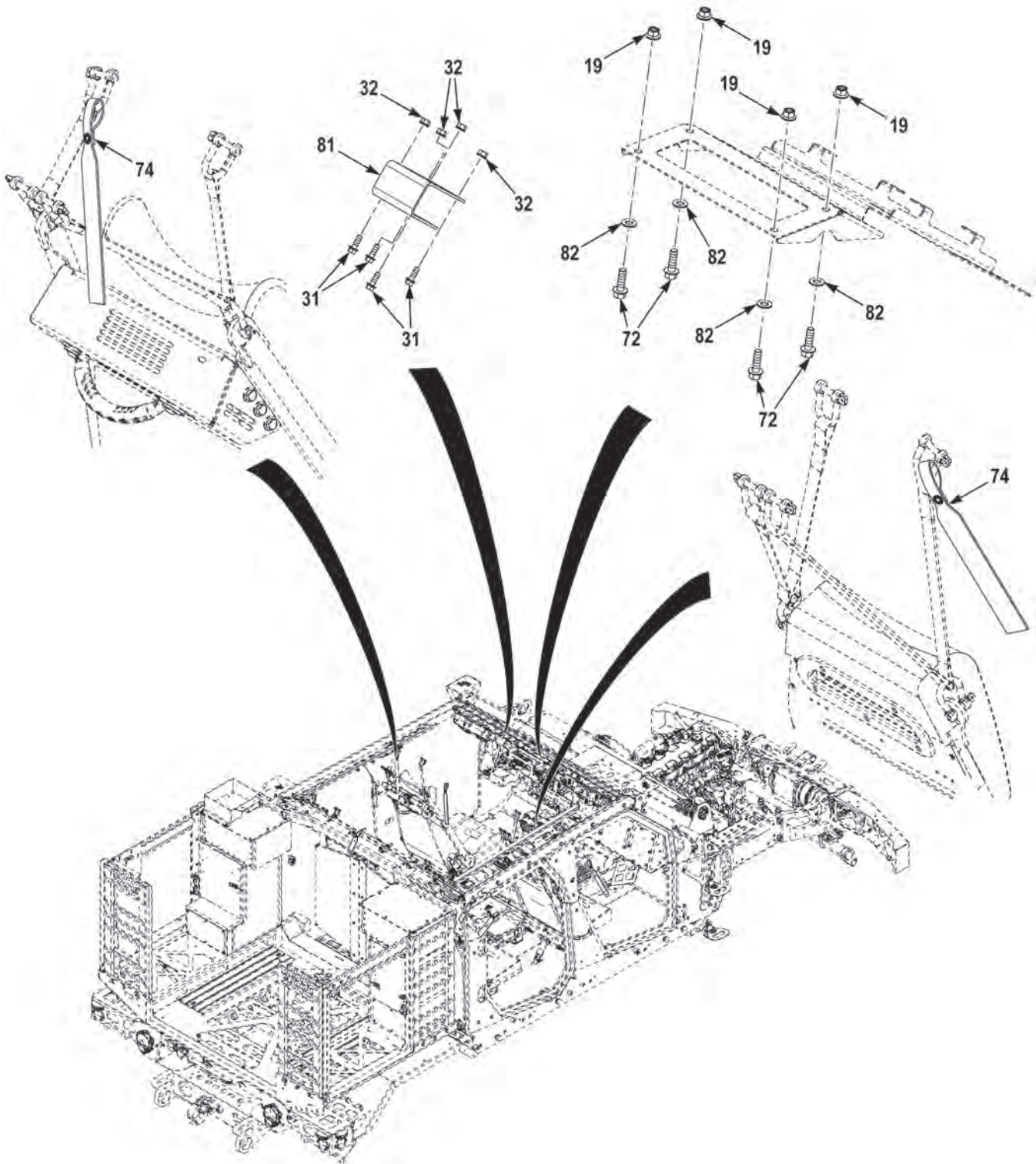


FIGURE 165 - A-KIT,C4ISR AND CHECK 6 (M1245) (SHEET 15 OF 19)



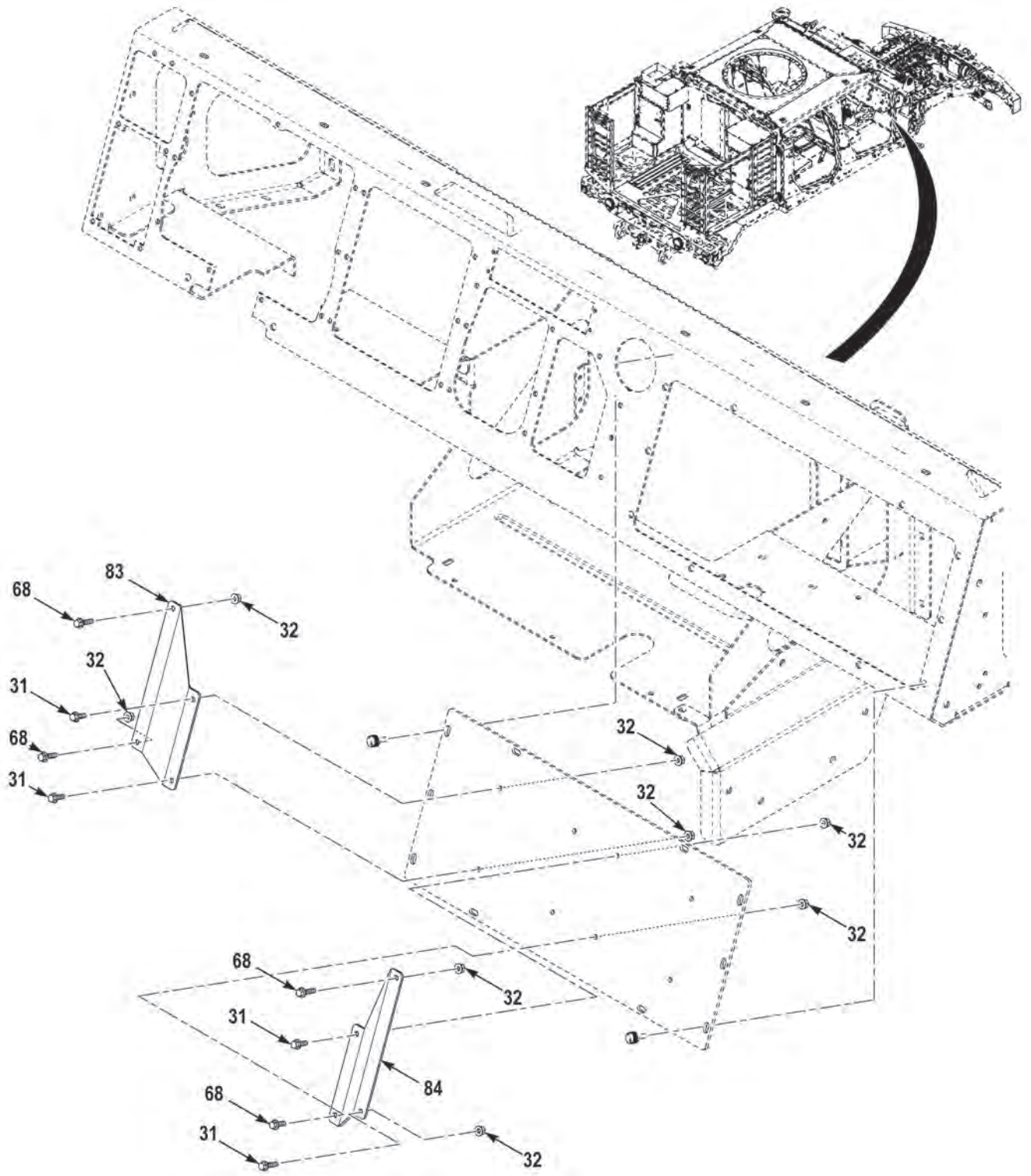


FIGURE 165 - A-KIT,C4ISR AND CHECK 6 (M1245) (SHEET 16 OF 19)

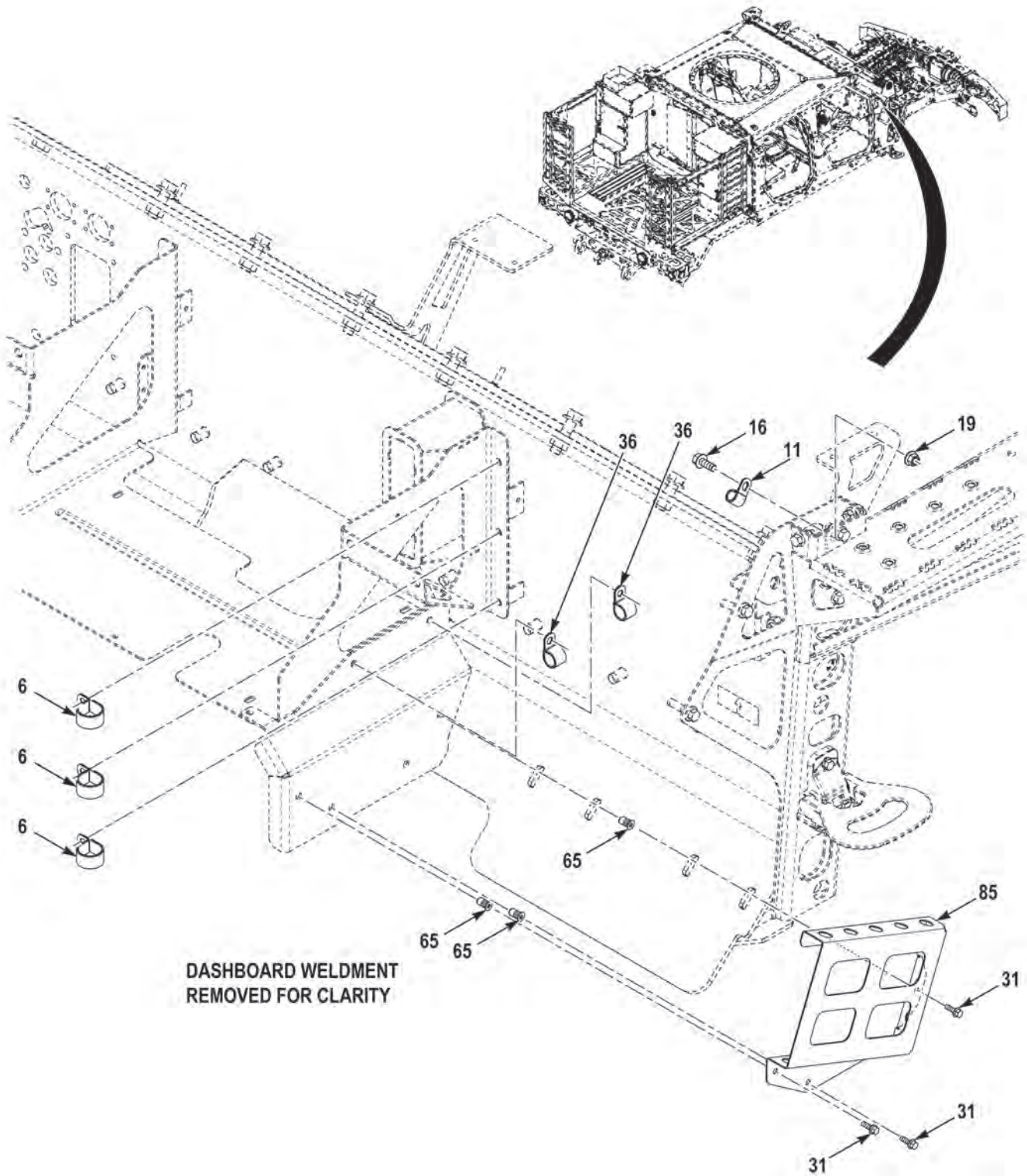


FIGURE 165 - A-KIT,C4ISR AND CHECK 6 (M1245) (SHEET 17 OF 19)

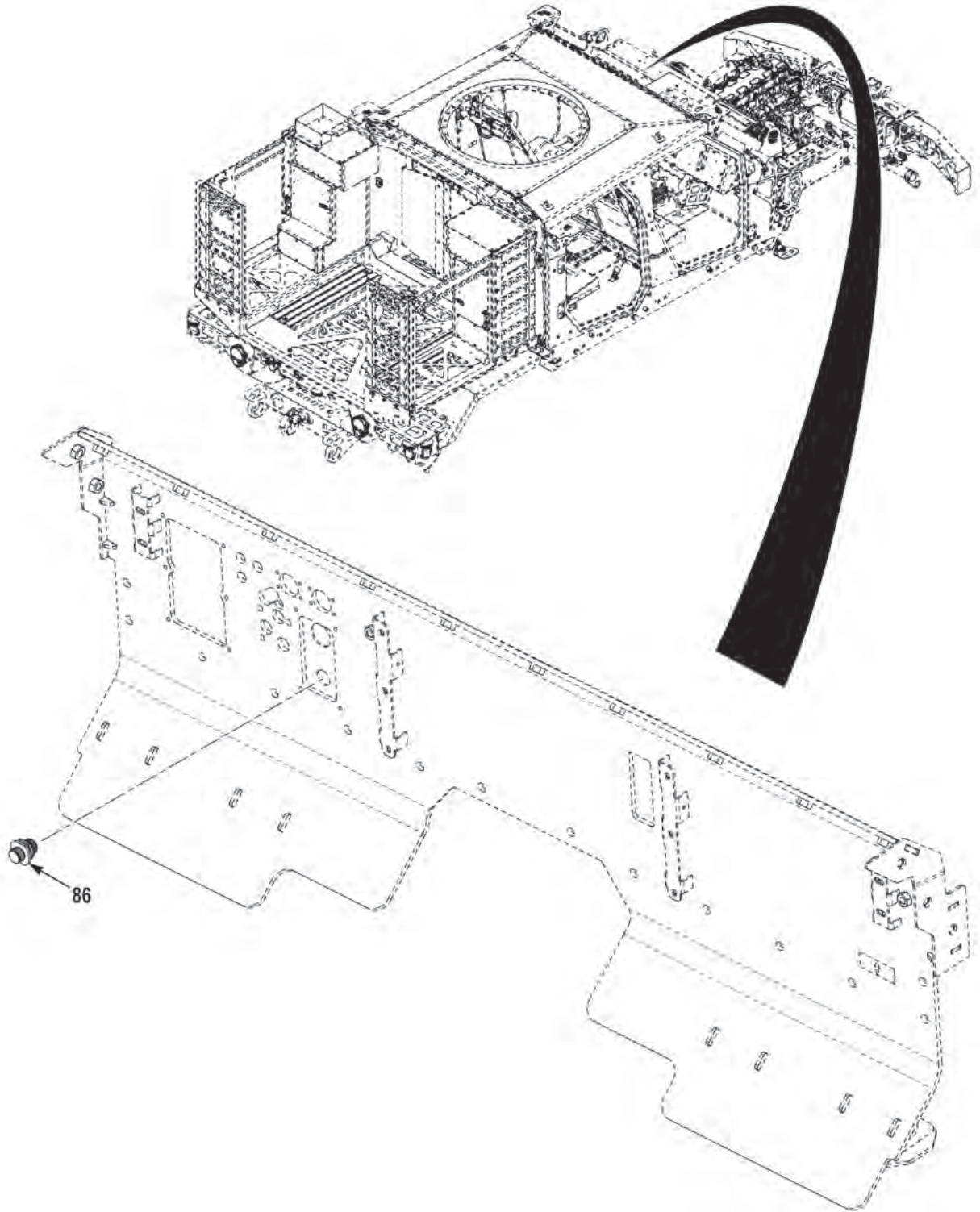


FIGURE 165 - A-KIT,C4ISR AND CHECK 6 (M1245) (SHEET 18 OF 19)



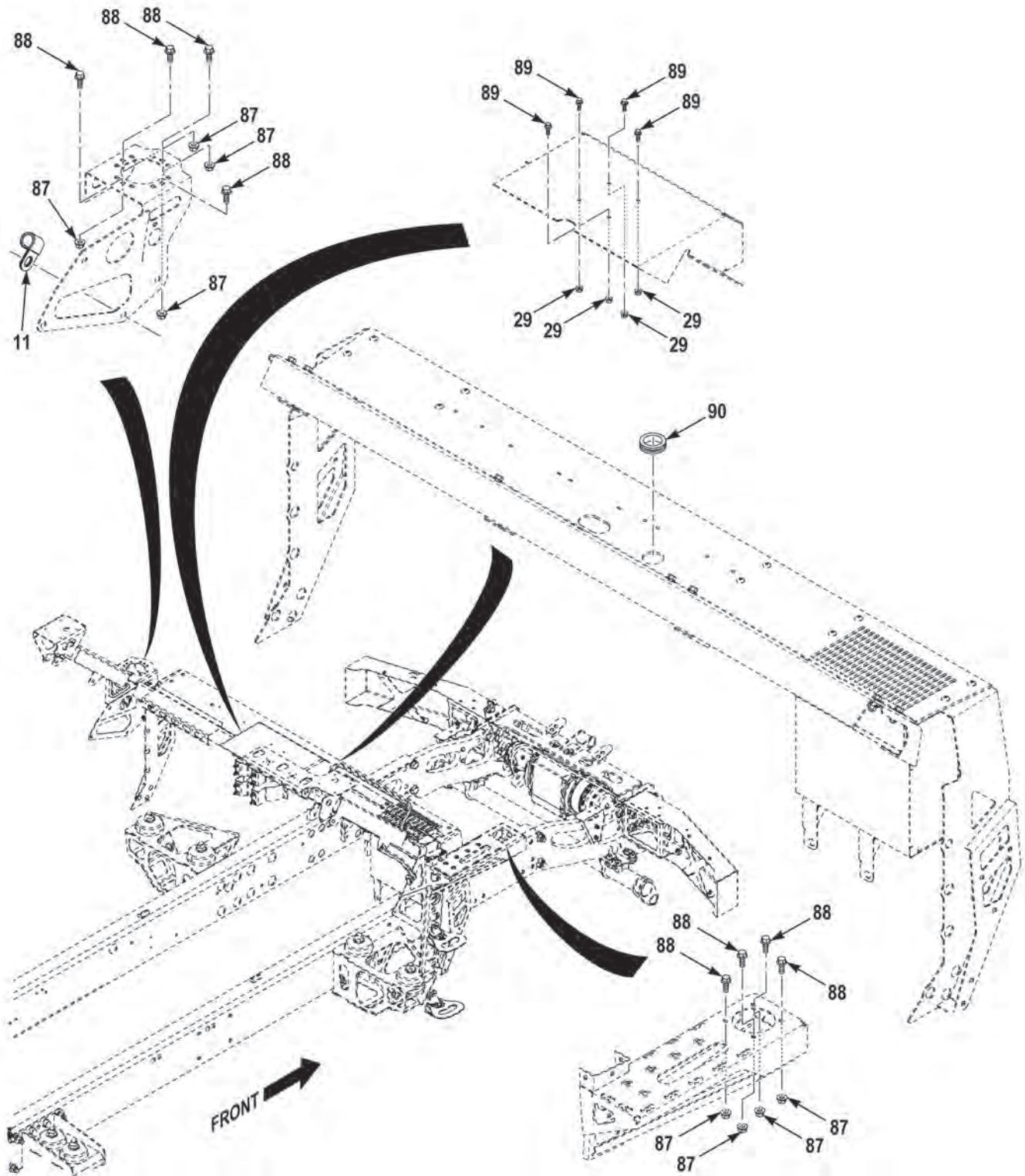


FIGURE 165 - A-KIT,C4ISR AND CHECK 6 (M1245) (SHEET 19 OF 19)

(1) FIG.	(2) ITEM	(3) PART NO.	(4) DESCRIPTION	(5) QTY.	(6) U/M
			GROUP 1808 STOWAGE RACKS, BOXES, AND MOUNTING		
			FIG. 165 A-KIT,C4ISR AND CHECK 6 (M1245)		
165	1	MS51957-69	SCREW,MACHINE,#10-24 X 1.50 SS . . . . .	6	EA
165	2	MS27183-10	WASHER,FLAT,.25 X .62 X .06 ZY . . . . .	8	EA
165	3	MS35338-44	WASHER,LOCK,.25 X .49 X .06 ZY HDN . . . . .	8	EA
165	4	378429-8	BOLT,MACHINE,.25-20 X .75 G5 ZY . . . . .	8	EA
165	5	3901108	BRACKET,VEHICULAR . . . . .	1	EA
165	6	COV2113	CLAMP,LOOP,1.25 ID . . . . .	8	EA
165	7	12Z2007-71	NUT,SELF-LOCKING,#10-24 NS SS . . . . .	4	EA
165	8	50619AX	SCREW,CAP,HEX HEAD,.31-18 X .50 G5 ZY . . . . .	1	EA
165	9	1263-3304-0	WASHER,LOCK,.31 X .59 X .08 ZY . . . . .	1	EA
165	10	96055	WASHER,FLAT,.31 X .69 X .07 ZY . . . . .	1	EA
165	11	TA720-S8	CLAMP,LOOP,.50 ID . . . . .	8	EA
165	12	3268943	SCREW,CAP,HEX HEAD,.38-16 X 1.25 G5 DA . . . . .	4	EA
165	13	3268945	WASHER,LOCK,.38 X .68 X .06 DA . . . . .	4	EA
165	14	3268987	WASHER,FLAT,.38 X .81 X .07 DA . . . . .	4	EA
165	15	COV2513	CLAMP,LOOP,1.50 ID . . . . .	8	EA
165	16	0155849	BOLT,MACHINE,.38-16 X 1.00 G5 ZY . . . . .	26	EA
165	17	COV-1713	CLAMP,LOOP,1.00 ID . . . . .	2	EA
165	18	3902650	BRACKET,ANGLE . . . . .	2	EA
165	19	1437220	NUT,SELF-LOCKING,.38-16 G5 ZY . . . . .	32	EA
165	20	S344G17	CLAMP,LOOP,1.06 ID . . . . .	1	EA
165	21	3904803	BRACKET,ANGLE . . . . .	3	EA
165	22	3904804	BRACKET,ANGLE . . . . .	3	EA
165	23	S075142	NUT,SELF-LOCKING,.38-16 G8 PO . . . . .	10	EA
165	24	0142772	SCREW,CAP,HEX HEAD,.38-16 X 1.00 G8 PO . . . . .	4	EA
165	25	28963	SCREW,MACHINE,#10-24 X .62 NS ZC . . . . .	16	EA
165	26	9900-48567-1000	BOX,DISTRIBUTION . . . . .	1	EA
165	27	3907790	WIRING HARNESS,GFE FANS . . . . .	1	EA
165	28	3266312	SCREW,CAP,HEX HEAD,.25-20 X 1.00 G8 DA . . . . .	8	EA
165	29	3266307	NUT,SELF-LOCKING,.25-20 G8 DA . . . . .	12	EA
165	30	AN365-1024A	NUT,SELF-LOCKING,#10-24 G2 ZY . . . . .	28	EA
165	31	110961	SCREW,CAP,HEX HEAD,.25-20 X .75 G5 ZY . . . . .	12	EA
165	32	0192408	NUT,SELF-LOCKING,.25-20 G5 ZY . . . . .	16	EA
165	33	L02803	CLAMP,LOOP . . . . .	1	EA
165	34	COV-2913-Z1	CLAMP,LOOP,1.75 ID . . . . .	2	EA
165	35	MCL-1291-0308	BOX,CONTROL . . . . .	1	EA
165	36	COV1313	CLAMP,LOOP,.75 ID . . . . .	3	EA
165	37	MS51957-65	SCREW,MACHINE,#10-24 X .75 NS ZC . . . . .	8	EA

(1) FIG.	(2) ITEM	(3) PART NO.	(4) DESCRIPTION	(5) QTY.	(6) U/M
165	38	2434	WASHER,LOCK,#10 X .33 X .05 ZY . . . . .	12	EA
165	39	1379HX	WASHER,FLAT,#10 X .50 X .05 ZC . . . . .	12	EA
165	40	3908854	CABLE ASSEMBLY . . . . .	1	EA
165	41	3908853	CABLE ASSEMBLY . . . . .	1	EA
165	42	ARW0000601018	INSERT MODULE . . . . .	2	EA
165	43	ASP0000600018	SPACER,PLATE . . . . .	15	EA
165	44	RM00100201000	INSERT MODULE . . . . .	36	EA
165	45	RM00100301000	INSERT MODULE . . . . .	6	EA
165	46	3907910	CLAMP,CABLE . . . . .	3	EA
165	47	40181	NUT,PLAIN,HEXAGON,M20-2.5 C10.9 UF . . . . .	2	EA
165	48	3868066	BRACKET,ANGLE . . . . .	2	EA
165	49	3905112	CABLE ASSEMBLY . . . . .	1	EA
165	50	3905113	CABLE ASSEMBLY . . . . .	2	EA
165	51	MCL-1291-0327	BOX,CONTROL . . . . .	1	EA
165	52	3906556-16	TUBING,CONVOLUTED,MAKE FROM TUBING P/N 120-100-1-1-56BT (06324), 16 IN LG. . . . .	1	EA
165	53	3821681	BRACKET,MOUNTING . . . . .	1	EA
165	54	FNFU	CLAMP,LOOP,2.25 ID . . . . .	1	EA
165	55	3858134	BRACKET,STANDOFF . . . . .	1	EA
165	56	3889064	BRACKET,VEHICULAR . . . . .	1	EA
165	57	3436648	SCREW,CAP,HEX HEAD,.25-20 X .75 G5 DC . . . . .	4	EA
165	58	RAM-D-133U	RAM MOUNT ASSEMBLY . . . . .	1	EA
165	59	3436678	NUT,SELF-LOCKING,.25-20 G5 DC . . . . .	12	EA
165	60	3905109	SCREW,MACHINE,10-24 X .50 G5 ZP . . . . .	4	EA
165	61	3901043	BRACKET ASSEMBLY . . . . .	2	EA
165	62	3582065	SCREW,CAP,HEX HEAD,.25-20 X 3.00 G5 DC . . . . .	4	EA
165	63	8416734-1	CONTROL,CAMERA . . . . .	1	EA
165	64	348201-7001	CONTROL,CAMERA . . . . .	1	EA
165	65	ALA1-420-165	NUT,PLAIN,BLIND,.25-20 X .165 AL . . . . .	9	EA
165	66	MS35206-281	SCREW,MACHINE,.25-20 X .75 NS ZC . . . . .	6	EA
165	67	3888918	BRACKET,VEHICULAR . . . . .	1	EA
165	68	0110960	SCREW,CAP,HEX HEAD,.25-20 X 1.00 G5 ZY . . . . .	7	EA
165	69	3898193	BAR,GROUNDING . . . . .	1	EA
165	70	MS35207-263	SCREW,MACHINE,#10-32 X .50 NS ZC . . . . .	4	EA
165	71	3869281	U-BOLT.25-20 SQ . . . . .	2	EA
165	72	0142773	SCREW,CAP,HEX HEAD,.38-16 X 1.25 G8 PO . . . . .	16	EA
165	73	3915251	BRACKET,ANGLE . . . . .	1	EA
165	74	3826019	STRAP,WEBBING . . . . .	5	EA
165	75	40169	NUT,PLAIN,HEXAGON,M14-2 . . . . .	4	EA
165	76	1463620	CLAMP,LOOP . . . . .	6	EA
165	77	3824996	BRACKET,ANGLE . . . . .	6	EA



(1) FIG.	(2) ITEM	(3) PART NO.	(4) DESCRIPTION	(5) QTY.	(6) U/M
165	78	3918440	BRACKET,VEHICULAR . . . . .	1	EA
165	79	S-0616-2Z1	. INSERT,SCREW THREAD,.38-16 X .39 ZP . . . . .	2	EA
165	80	3918439	. BRACKET,MOUNTING . . . . .	1	EA
165	81	3908567	BRACKET,VEHICULAR . . . . .	1	EA
165	82	96056	WASHER,FLAT,.38 X .81 X .07 ZY . . . . .	4	EA
165	83	3898128	BRACKET,VEHICULAR . . . . .	1	EA
165	84	3898129	BRACKET,VEHICULAR . . . . .	1	EA
165	85	3855771	MOUNTING BASE . . . . .	1	EA
165	86	947-114NF15-35P01	ADAPTER,CONNECTOR . . . . .	1	EA
165	87	3266309	NUT,SELF-LOCKING,.38-16 G8 DA . . . . .	8	EA
165	88	3266317	SCREW,CAP,HEX HEAD,.38-16 X 1.00 G8 DA . . . . .	8	EA
165	89	3268673	SCREW,CAP,HEX HEAD,.25-20 X .75 G8 DA . . . . .	4	EA
165	90	MS35489-85	GROMMET . . . . .	1	EA

END OF FIGURE



---

**FIELD AND SUSTAINMENT MAINTENANCE  
CVRJ DUKE MOUNTING ASSEMBLY (M1240A1)**

---

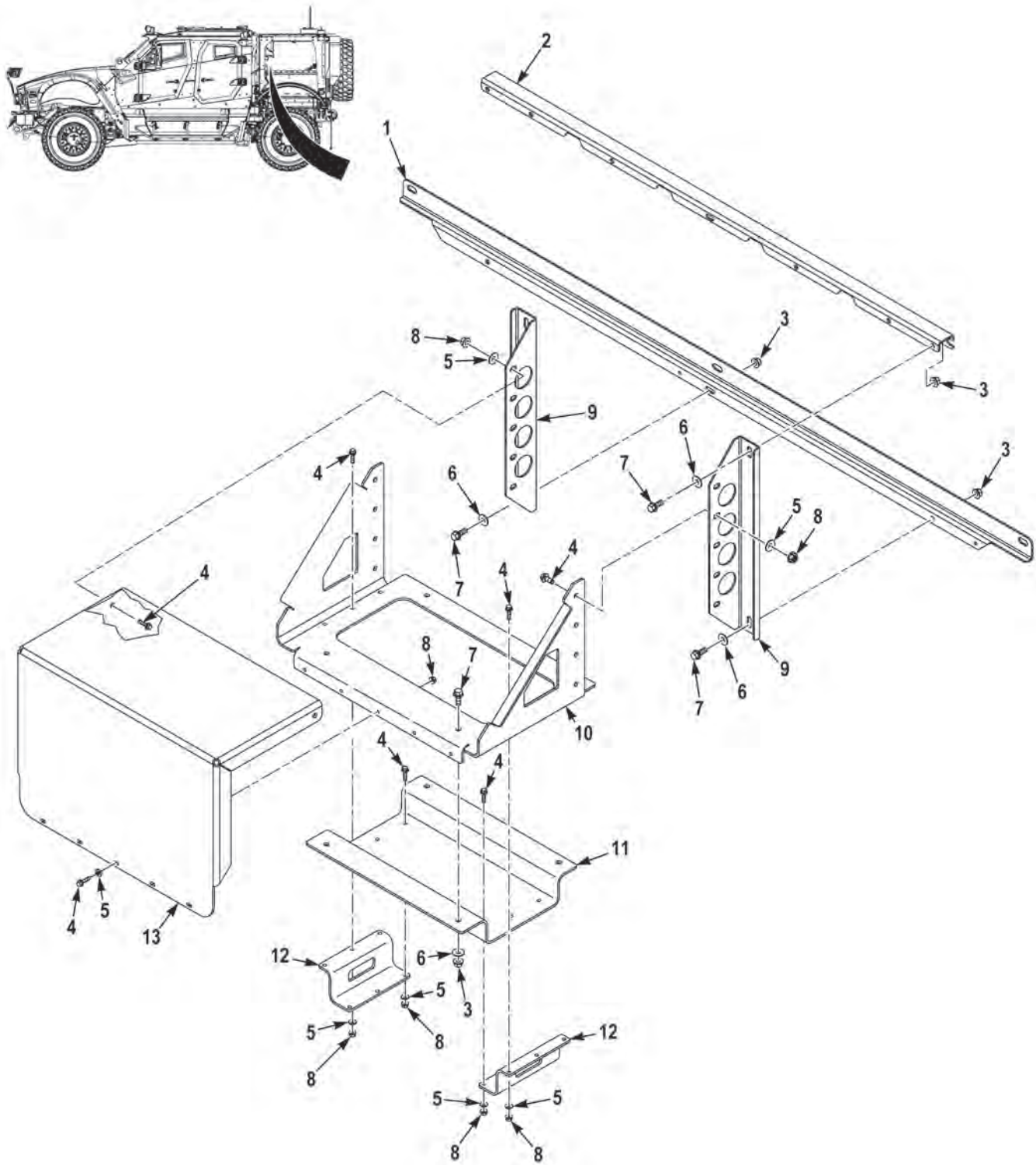


FIGURE 166 - CVRJ DUKE MOUNTING ASSEMBLY (M1240A1)

(1) FIG.	(2) ITEM	(3) PART NO.	(4) DESCRIPTION	(5) QTY.	(6) U/M
			GROUP 1808 STOWAGE RACKS, BOXES, AND MOUNTING		
			FIG. 166 CVRJ DUKE MOUNTING ASSEMBLY (M1240A1)		
166	1	3860711	BRACKET,VEHICULAR COMPONENTS . . . . .	1	EA
166	2	3857023	BRACKET,VEHICULAR COMPONENTS . . . . .	1	EA
166	3	10823-00817	NUT,SELF-LOCKING,ASSEMBLED		
			WASHER, 3/8 -16 . . . . .	18	EA
166	4	3266312	SCREW,CAP,HEX HEAD,.25-20X1.00 G8 DA . . . . .	17	EA
166	5	3266474	WASHER,FLAT,1/4 . . . . .	17	EA
166	6	71018	WASHER,FLAT,3/8 . . . . .	18	EA
166	7	10823-01171	SCREW,CAP,HEX HEAD,.38-16X1.00 G8 DA . . . . .	18	EA
166	8	3266307	NUT,SELF-LOCKING,.25-20 G8 DA . . . . .	17	EA
166	9	3867745	BRACKET, . . . . .	2	EA
166	10	3867747	BRACKET,SHELF . . . . .	1	EA
166	11	3867746	BRACKET,BOTTOM . . . . .	1	EA
166	12	3867749	BRACKET,. . . . .	2	EA
166	13	3867748	SHIELD, . . . . .	1	EA

END OF FIGURE



---

**FIELD AND SUSTAINMENT MAINTENANCE  
GFE CABINETS (M1245)**

---

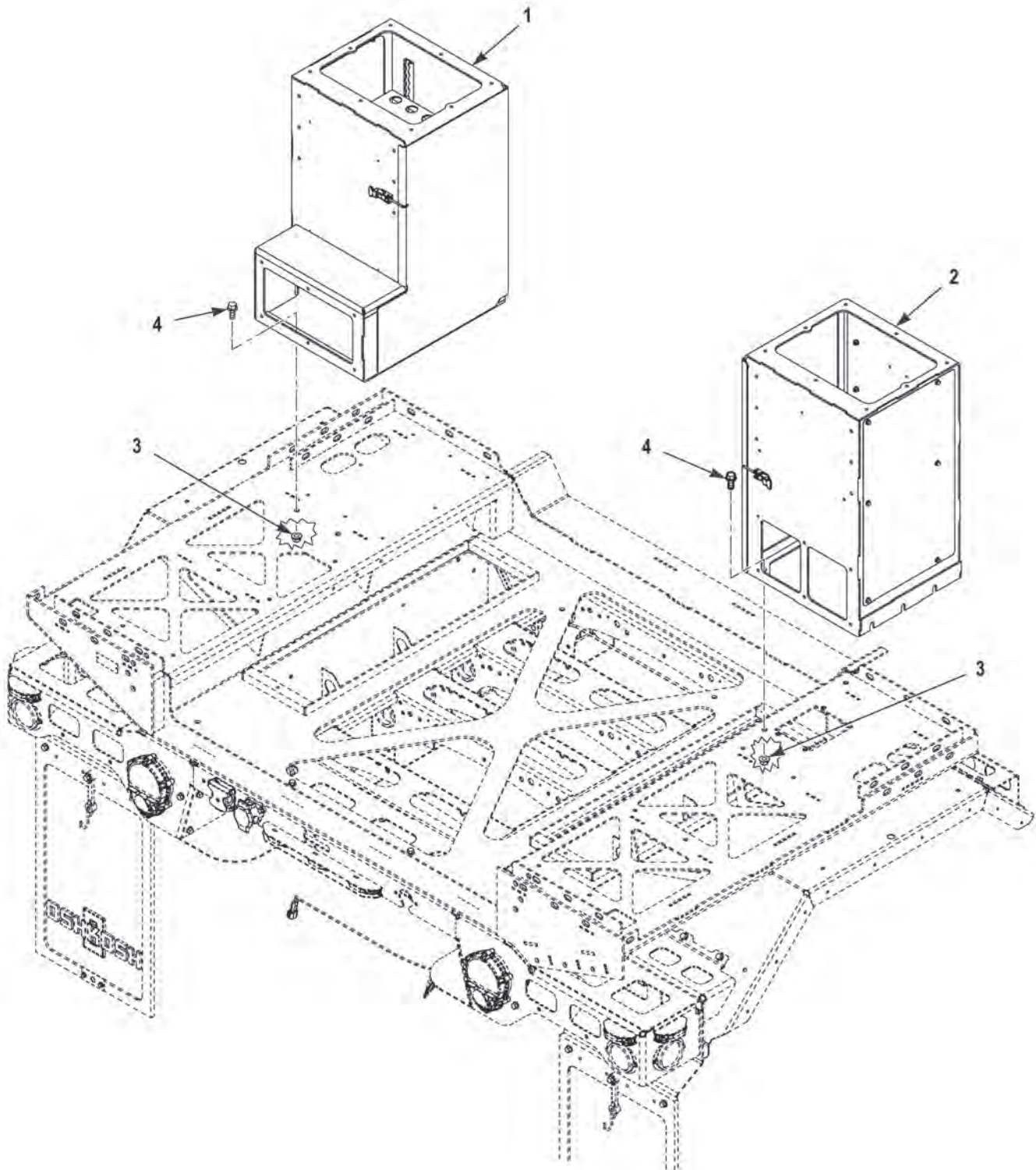


FIGURE 167 - GFE CABINETS (M1245)



(1) FIG.	(2) ITEM	(3) PART NO.	(4) DESCRIPTION	(5) QTY.	(6) U/M
			GROUP 1808 STOWAGE RACKS, BOXES, AND MOUNTING FIG. 167 GFE CABINETS (M1245)		
167	1	3916228	CABINET,GFE,LH. ....	1	EA
167	2	3912215	CABINET,GFE,RH. ....	1	EA
167	3	3266310	NUT,SELF-LOCKING,.50-13 G8 DA. ....	4	EA
167	4	3273024	SCREW,CAP,HEX HEAD,.50-13X1.25 G8 DA. ....	4	EA

END OF FIGURE



---

**FIELD AND SUSTAINMENT MAINTENANCE  
GFE RACK (M1240A1)**

---

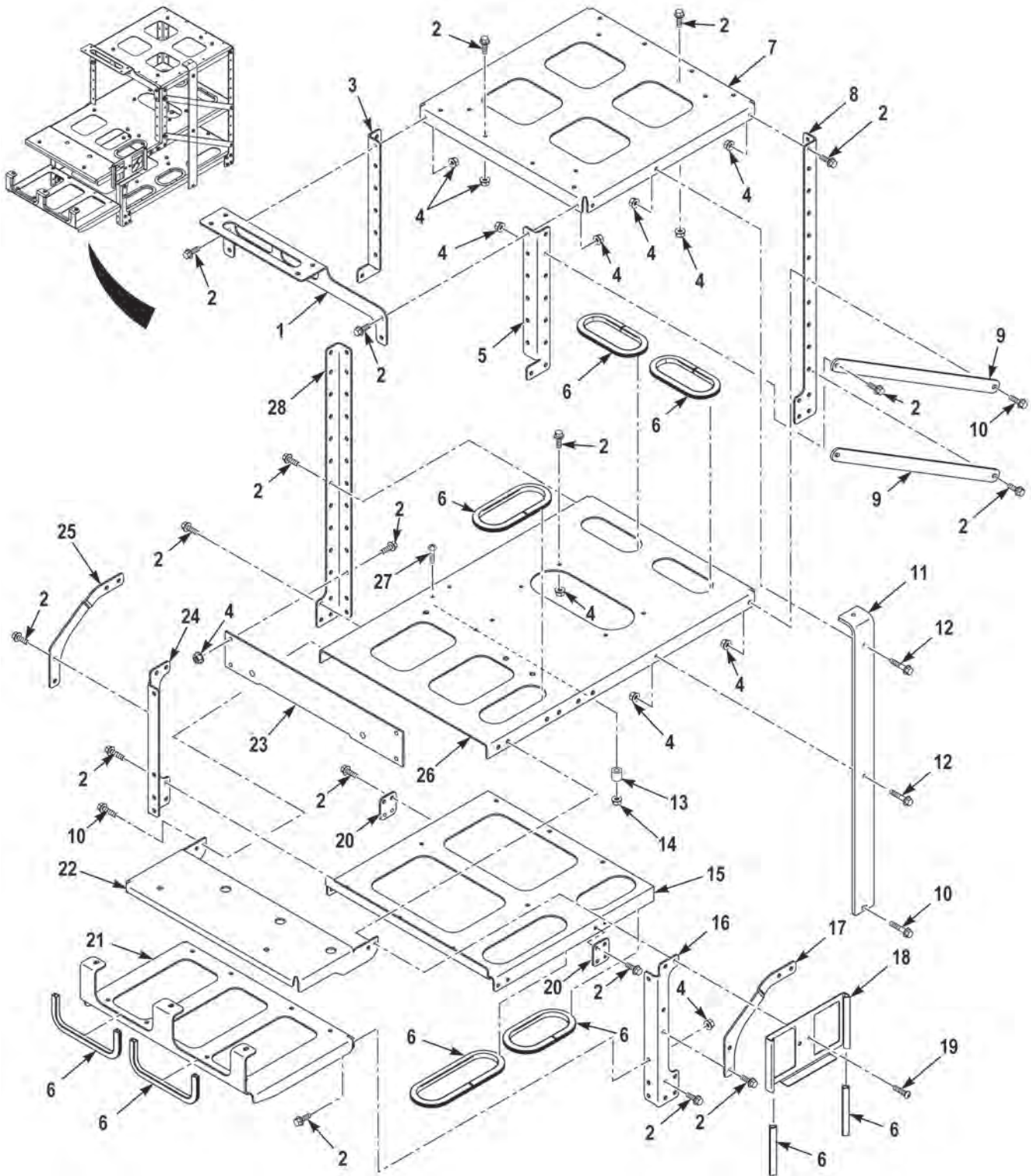


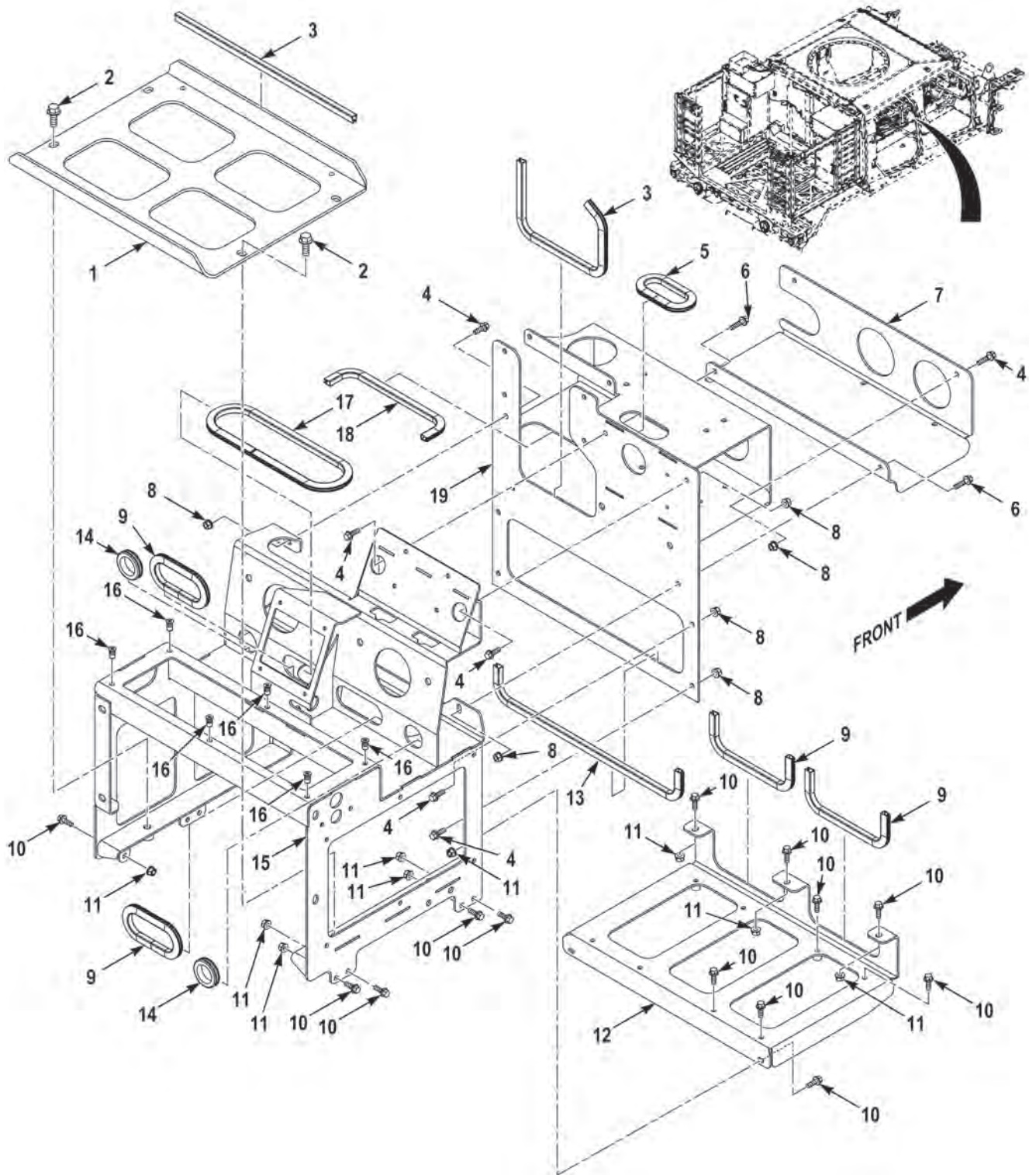
FIGURE 168 - GFE RACK (M1240A1)

(1) FIG.	(2) ITEM	(3) PART NO.	(4) DESCRIPTION	(5) QTY.	(6) U/M
			GROUP 1808 STOWAGE RACKS, BOXES, AND MOUNTING		
			FIG. 168 GFE RACK (M1240A1)		
168	1	3859577	SHELF,RCU MOUNTING, . . . . .	1	EA
168	2	110961	SCREW,CAP,HEX HEAD,.25-20 X .75 G5 ZY . . . . .	87	EA
168	3	3861221	BRACKET,MOUNTING, . . . . .	1	EA
168	4	0192408	NUT,SELF-LOCKING,.25-20 G5 ZY . . . . .	65	EA
168	5	3861222	BRACKET,MOUNTING, . . . . .	1	EA
168	6	3175843-134	CHANNEL,NONMETALLIC,MAKE FROM CHANNEL P/N SF 845 (82654), AS REQUIRED . . . . .	1	EA
168	7	3859568	SHELF, . . . . .	1	EA
168	8	3825967	BRACKET,ANGLE, . . . . .	1	EA
168	9	3820591	BRACKET,MOUNTING, . . . . .	2	EA
168	10	0110960	SCREW,CAP,HEX HEAD,.25-20 X 1.00 G5 ZY . . . . .	4	EA
168	11	3858030	BAR,GROUNDING, . . . . .	1	EA
168	12	192407	SCREW,CAP,HEX HEAD,1/4-20 X 1 1/4 . . . . .	2	EA
168	13	3858027	BOSS, . . . . .	4	EA
168	14	112556A	NUT,SELF-LOCKING,#10-32 G5 ZC . . . . .	4	EA
168	15	3978847	SHELF,RADIO MOUNT,FRONT,LOWER . . . . .	1	EA
168	16	3861223	BRACKET,MOUNTING, . . . . .	1	EA
168	17	3861219	CROSSBRACE,GFE, . . . . .	1	EA
168	18	3831286	MOUNTING BASE, . . . . .	1	EA
168	19	3268671	SCREW,CAP,SCKT HEAD,1/4-20 X 1 . . . . .	2	EA
168	20	3945780	BRACKET,MOUNTING, . . . . .	2	EA
168	21	3847967	MOUNTING BASE, . . . . .	1	EA
168	22	3925138	SHELF,RADIO MOUNT,FRONT . . . . .	1	EA
168	23	3947066	BRACKET,MOUNTING,LWR. . . . .	1	EA
168	24	3859549	BRACKET,MOUNTING, . . . . .	1	EA
168	25	3861220	CROSSBRACE,GFE, . . . . .	1	EA
168	26	3978849	SHELF,RADIO MOUNT,MID . . . . .	1	EA
168	27	3350026	SCREW,MACHINE,10-32 X 1 1/2. . . . .	4	EA
168	28	3825968	BRACKET,ANGLE, . . . . .	1	EA

END OF FIGURE



**FIELD AND SUSTAINMENT MAINTENANCE  
GFE RACK (M1245)**



**FIGURE 169 - GFE RACK (M1245) (SHEET 1 OF 2)**



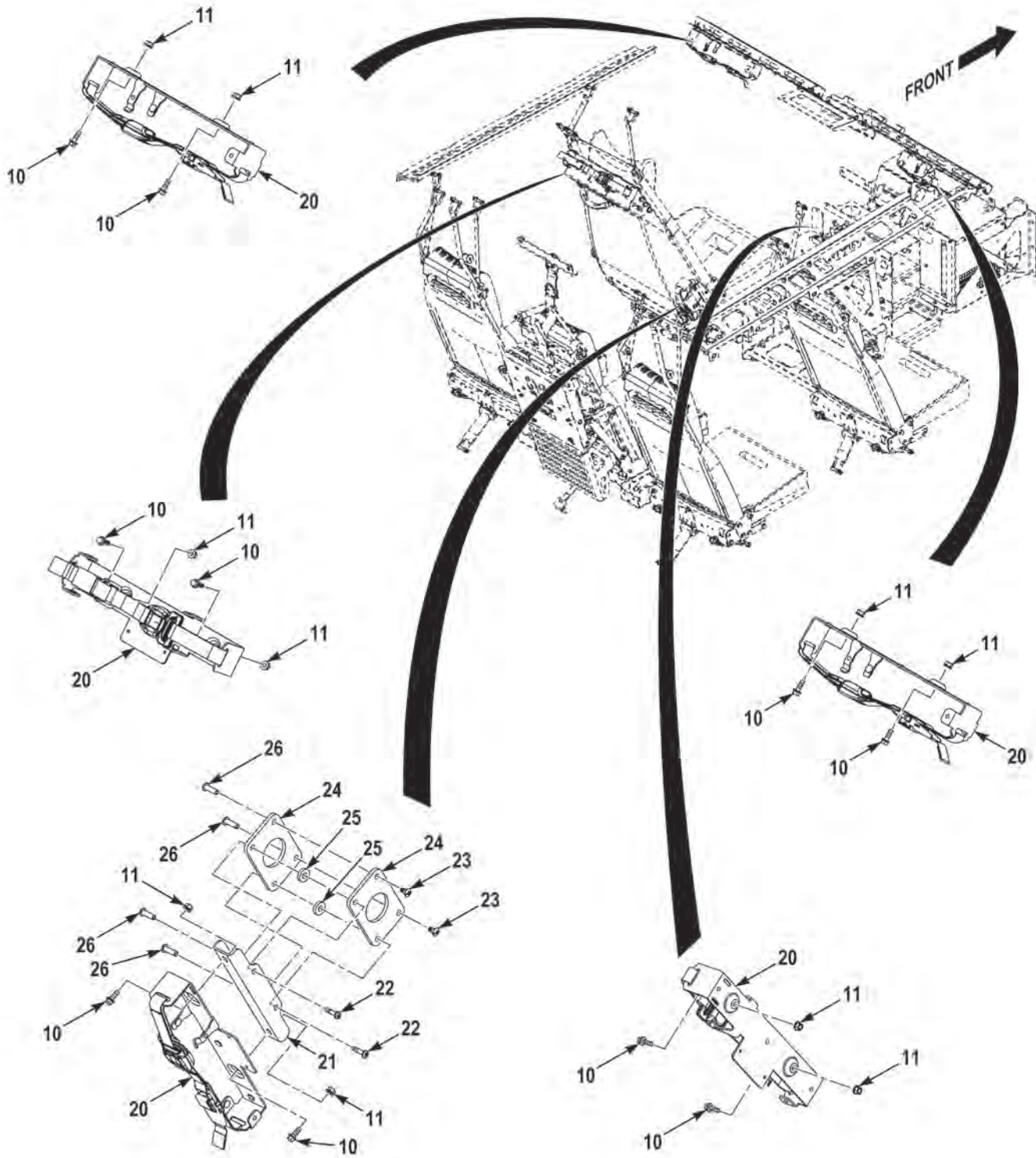


FIGURE 169 - GFE RACK (M1245) (SHEET 2 OF 2)



(1) FIG.	(2) ITEM	(3) PART NO.	(4) DESCRIPTION	(5) QTY.	(6) U/M
			GROUP 1808 STOWAGE RACKS, BOXES, AND MOUNTING FIG 169 GFE RACK (M1245)		
169	1	3898059	SHELF,MOUNTING . . . . .	1	EA
169	2	0142772	SCREW,CAP,HEX HEAD,.38-16X1.00 G8 PO. . . . .	4	EA
169	3	3175843-15	CHANNEL,NONMETALLIC,MAKE FROM CHANNEL P/N SF 845 (82654), 15 IN LG. . . . .	2	EA
169	4	3268673	SCREW,CAP,HEX HEAD,.25-20X.75 G8 DA. . . . .	9	EA
169	5	3175843-8	CHANNEL,NONMETALLIC,MAKE FROM CHANNEL P/N SF 845 (82654), 8 IN LG. . . . .	1	EA
169	6	3266312	SCREW,CAP,HEX HEAD,.25-20X1.00 G8 DA. . . . .	2	EA
169	7	3898062	SHELF,MOUNTING,CON . . . . .	1	EA
169	8	3266307	NUT,SELF-LOCKING,.25-20 G8 DA. . . . .	11	EA
169	9	3175843-10	CHANNEL,NONMETALLIC,MAKE FROM CHANNEL P/N SF 845 (82654), 10 IN LG. . . . .	4	EA
169	10	110961	SCREW,CAP,HEX HEAD,.25-20X.75 G5 ZY. . . . .	25	EA
169	11	0192408	NUT,SELF-LOCKING,.25-20 G5 ZY. . . . .	21	EA
169	12	3847967	MOUNTING BASE . . . . .	1	EA
169	13	3175843-20	CHANNEL,NONMETALLIC,MAKE FROM CHANNEL P/N SF 845 (82654), 20 IN LG. . . . .	1	EA
169	14	MR200-1247	GROMMET,NONMETALLIC,1.25IDX1.50ODX.12THK	2	EA
169	15	3912028	RACK,MOUNTING,GFE . . . . .	1	EA
169	16	ALA1-1024-130	INSERT,SCREW THREAD,#10-24X.130 AL . . . . .	6	EA
169	17	3175843-23	CHANNEL,NONMETALLIC,MAKE FROM CHANNEL P/N SF 845 (82654), 23 IN LG. . . . .	1	EA
169	18	3175843-11	CHANNEL,NONMETALLIC,MAKE FROM CHANNEL P/N SF 845 (82654), 11 IN LG. . . . .	1	EA
169	19	3862567	BRACKET,MOUNTING . . . . .	1	EA
169	20	3869301	BRACKET,MOUNTING . . . . .	5	EA
169	21	3911605	BRACKET,MOUNTING . . . . .	1	EA
169	22	1499830	SCREW,MACHINE,.25-20X1.00 NS ZC . . . . .	2	EA
169	23	11103520	SCREW,MACHINE,.31X.25 ZC . . . . .	2	EA
169	24	3911606	PLATE,MOUNTING . . . . .	2	EA
169	25	0308082	WASHER,FLAT,.38X.88X.19 SPL . . . . .	2	EA
169	26	11103482	SCREW,MACHINE,.25-20X1.00 ZC . . . . .	4	EA

END OF FIGURE



---

**FIELD AND SUSTAINMENT MAINTENANCE  
HVAC GFE RACK (M1245)**

---

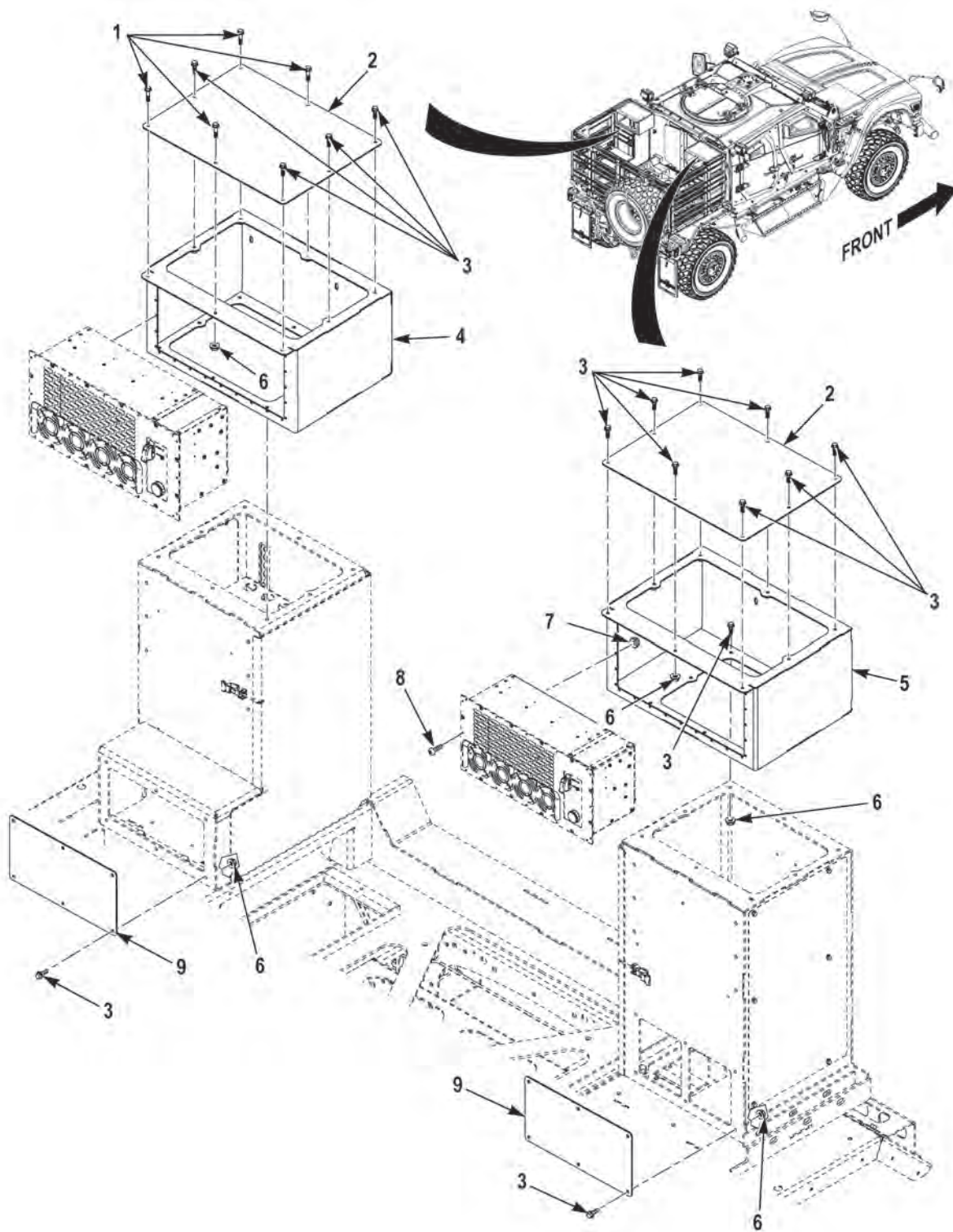


FIGURE 170 - HVAC GFE RACK (M1245)

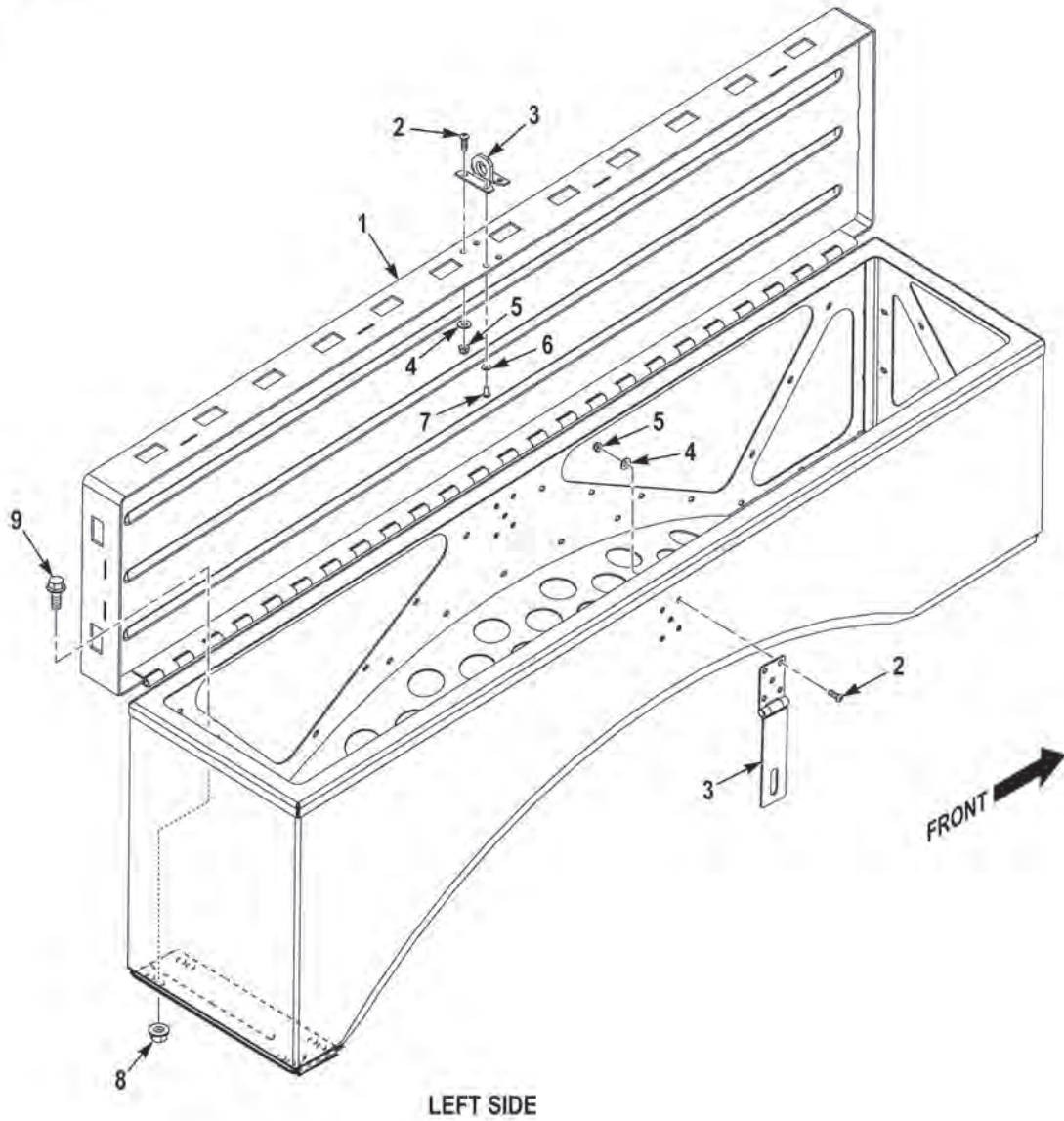
(1) FIG.	(2) ITEM	(3) PART NO.	(4) DESCRIPTION	(5) QTY.	(6) U/M
			GROUP 1808 STOWAGE RACKS, BOXES, AND MOUNTING		
			FIG 170 HVAC GFE RACK (M1245)		
170	1	3266312	SCREW,CAP,HEX HEAD,.25-20X1.00 G8 DA. . . . .	4	EA
170	2	3913003	PLATE,AC COVER. . . . .	2	EA
170	3	3268673	SCREW,CAP,HEX HEAD,.25-20X.75 G8 DA. . . . .	40	EA
170	4	3917526	AC MOUNT,WLDMT,LH . . . . .	1	EA
170	5	3917525	AC MOUNT,WLDMT,RH. . . . .	1	EA
170	6	3266307	NUT,SELF-LOCKING,.25-20 G8 DA. . . . .	34	EA
170	7	AN365-1024A	NUT,SELF-LOCKING,#10-24 G2 ZY . . . . .	56	EA
170	8	28963	SCREW,MACHINE,#10-24X.62 NS ZC . . . . .	56	EA
170	9	3907968	PANEL,SIDE ACCESS. . . . .	2	EA

END OF FIGURE



**FIELD AND SUSTAINMENT MAINTENANCE  
STOWAGE BOX ASSEMBLIES (M1240A1)**

1 — 2 THROUGH 7



**FIGURE 171 - STOWAGE BOX ASSEMBLIES (M1240A1) (SHEET 1 OF 2)**

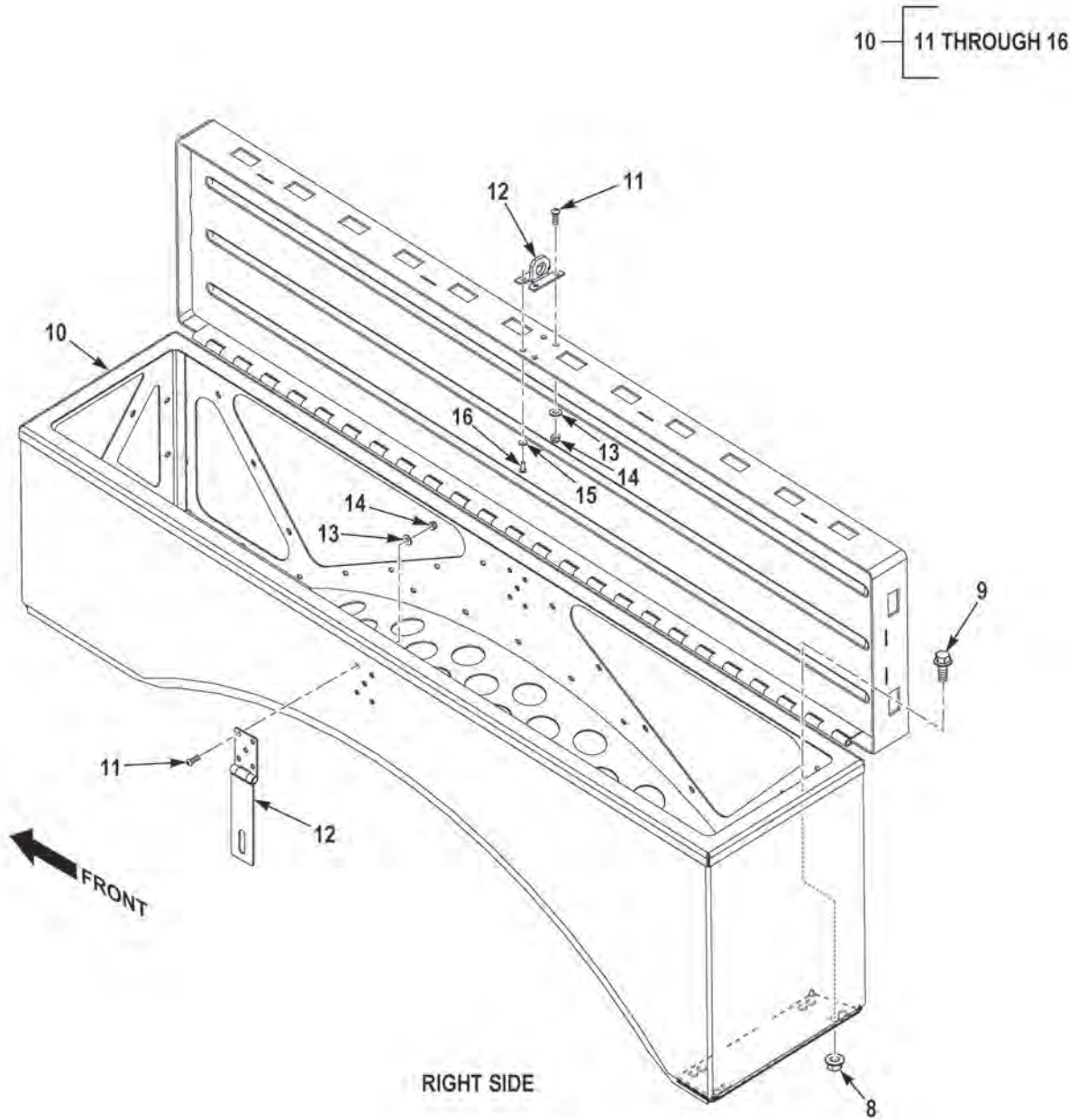


FIGURE 171 - STOWAGE BOX ASSEMBLIES (M1240A1) (SHEET 2 OF 2)



(1) FIG.	(2) ITEM	(3) PART NO.	(4) DESCRIPTION	(5) QTY.	(6) U/M
			GROUP 1808 STOWAGE RACKS, BOXES, AND MOUNTING		
			FIG. 171 STOWAGE BOX ASSEMBLIES (M1240A1)		
171	1	3895191	BOX,ACCESSORIES STOWAGE,LH. ....	1	EA
171	2	3818080	. SCREW,CAP,HEX HEAD,.25-20X.75 G8 DA ....	7	EA
171	3	2249160	. HASP,HINGED. ....	1	EA
171	4	3266474	. WASHER,FLAT,.28X.63X.06 G8 DA ....	7	EA
171	5	3322427	. NUT,SELF-LOCKING,.25-20 G5 SPL ....	7	EA
171	6	3268682	. WASHER,FLAT,.19X.44X.05 SS ....	2	EA
171	7	AAPQ-06-04	. RIVET,BLIND. ....	2	EA
171	8	S075142	NUT,SELF-LOCKING,.38-16 G8 PO. ....	16	EA
171	9	142772	SCREW,CAP,HEX HEAD,.38-16 X 1.00 G8 PO. ....	16	EA
171	10	3895192	BOX,ACCESSORIES STOWAGE,RH. ....	1	EA
171	11	3818080	. SCREW,CAP,HEX HEAD,.25-20X.75 G8 DA ....	7	EA
171	12	2249160	. HASP,HINGED. ....	1	EA
171	13	3266474	. WASHER,FLAT,.28X.63X.06 G8 DA ....	7	EA
171	14	3322427	. NUT,SELF-LOCKING,.25-20 G5 SPL ....	7	EA
171	15	3268682	. WASHER,FLAT,.19X.44X.05 SS ....	2	EA
171	16	AAPQ-06-04	. RIVET,BLIND. ....	2	EA

END OF FIGURE



---

**FIELD AND SUSTAINMENT MAINTENANCE  
STOWAGE BOX ASSEMBLY (M1245)**

---

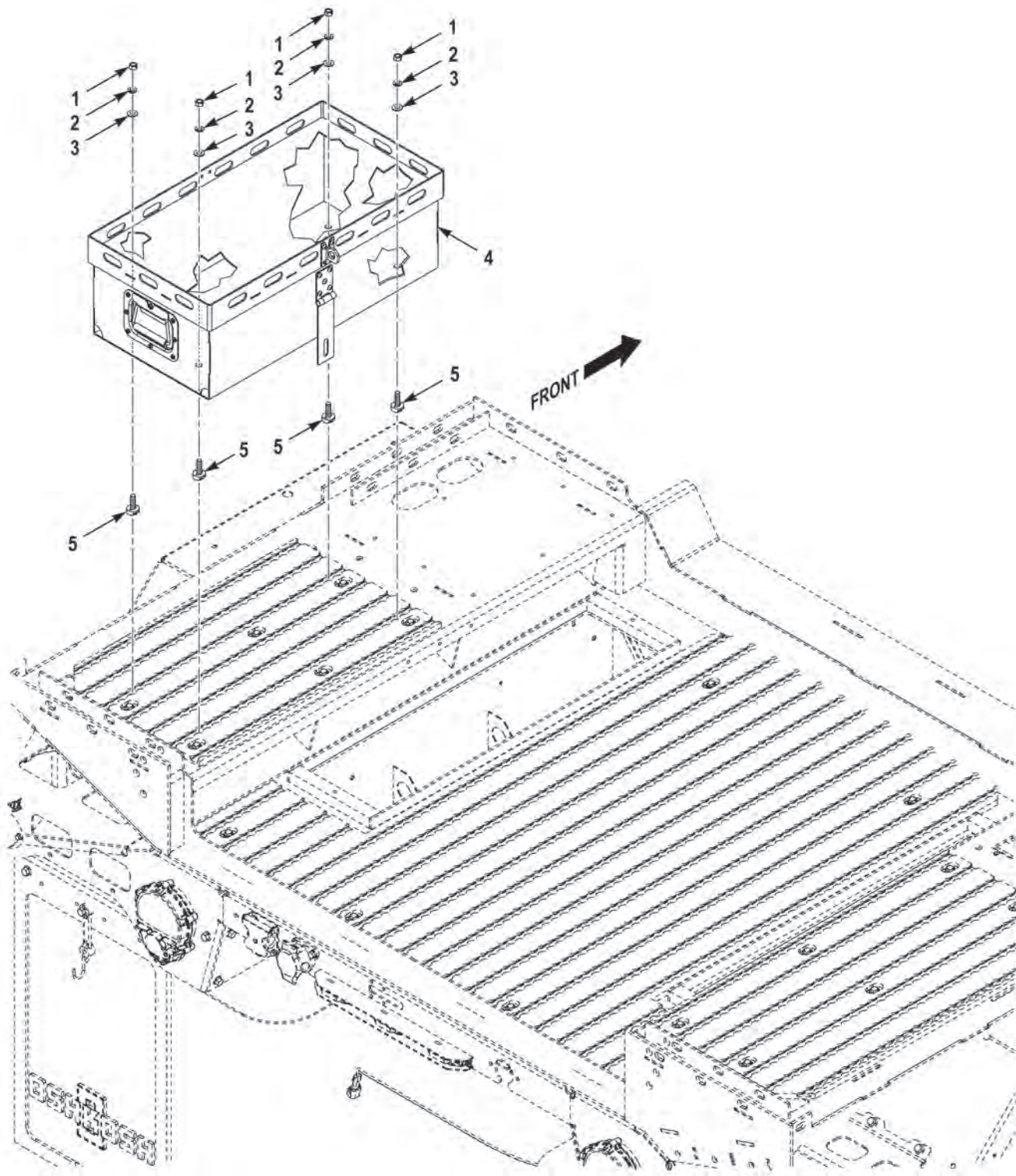


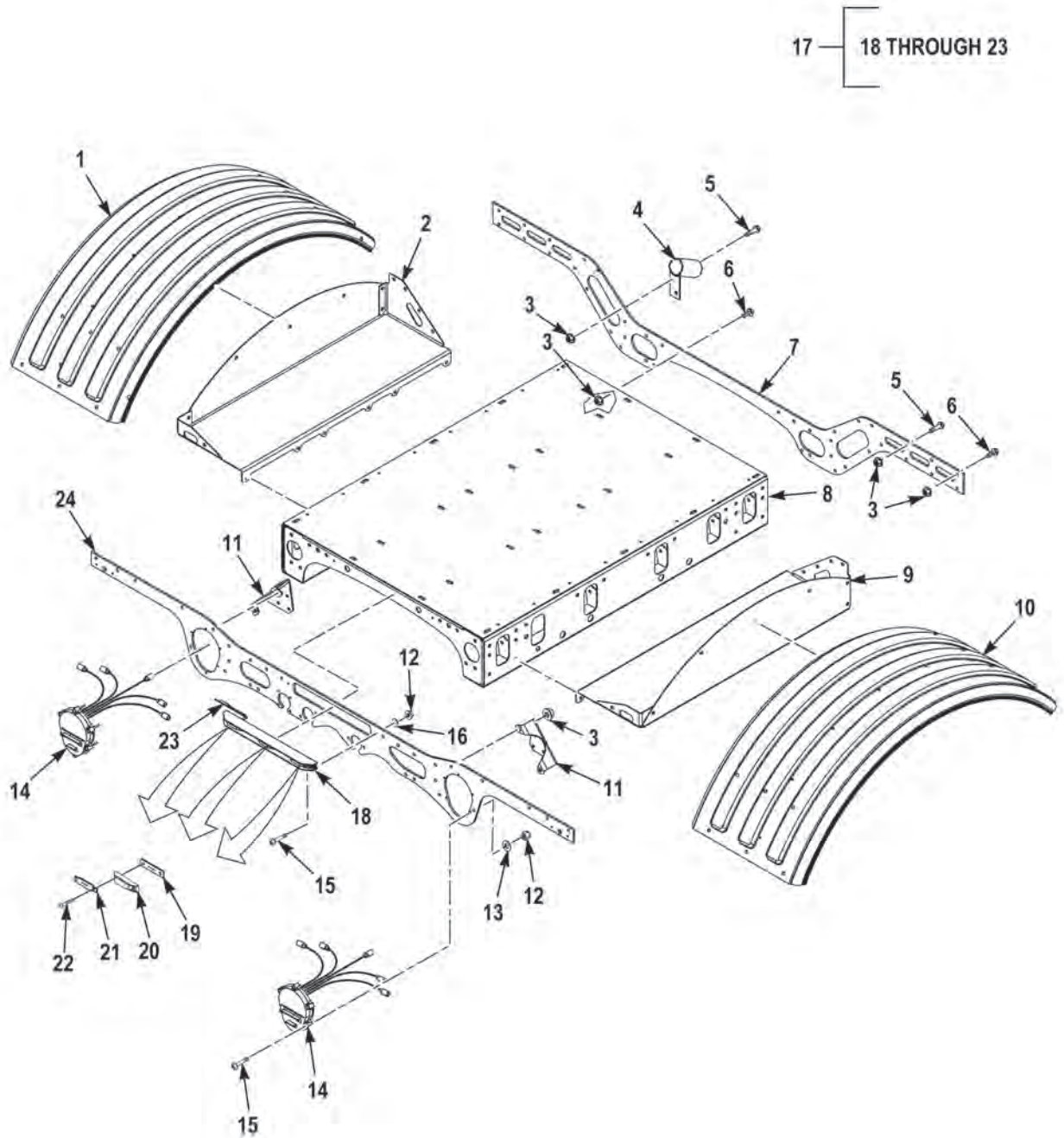
FIGURE 172 - STOWAGE BOX ASSEMBLY (M1245)

(1) FIG.	(2) ITEM	(3) PART NO.	(4) DESCRIPTION	(5) QTY.	(6) U/M
			GROUP 1808 STOWAGE RACKS, BOXES, AND MOUNTING		
			FIG. 172 STOWAGE BOX ASSEMBLY (M1245)		
172	1	373AX1	NUT,PLAIN,HEXAGON,.38-24 G5 ZY .....	4	EA
172	2	0123496	WASHER,LOCK,.38X.68X.09ZYH .....	4	EA
172	3	96056	WASHER,FLAT,.38 X .81 X .07 ZY.....	4	EA
172	4	3899299	STOWAGE BOX ASSY. ....	1	EA
172	5	310008	SCREW,SPECIAL,.38-24X1.64 NS Z.....	4	EA

END OF FIGURE



**FIELD AND SUSTAINMENT MAINTENANCE  
CARGO DECK ASSEMBLY (M1240)**



**FIGURE 173 - CARGO DECK ASSEMBLY (M1240) (SHEET 1 OF 4)**



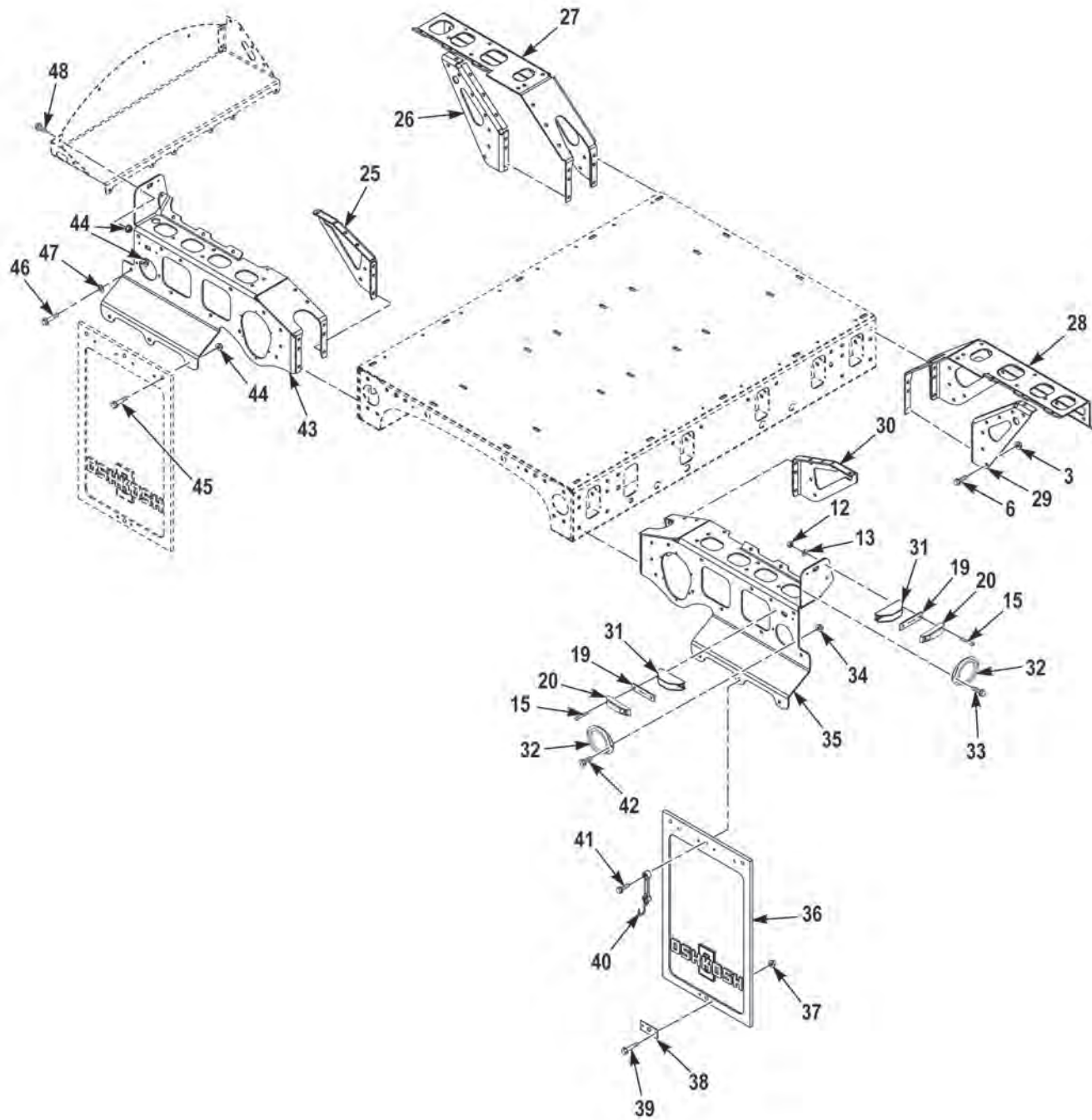


FIGURE 173 - CARGO DECK ASSEMBLY (M1240) (SHEET 2 OF 4)



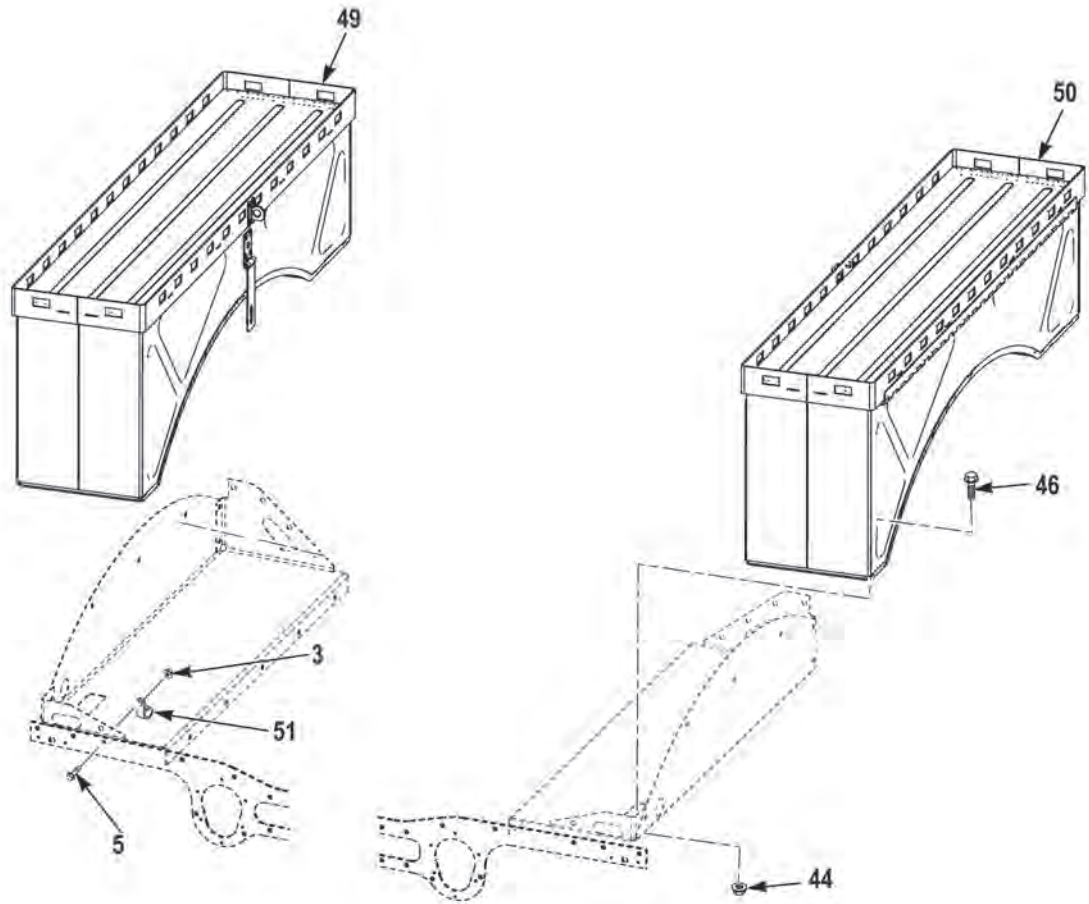


FIGURE 173 - CARGO DECK ASSEMBLY (M1240) (SHEET 3 OF 4)

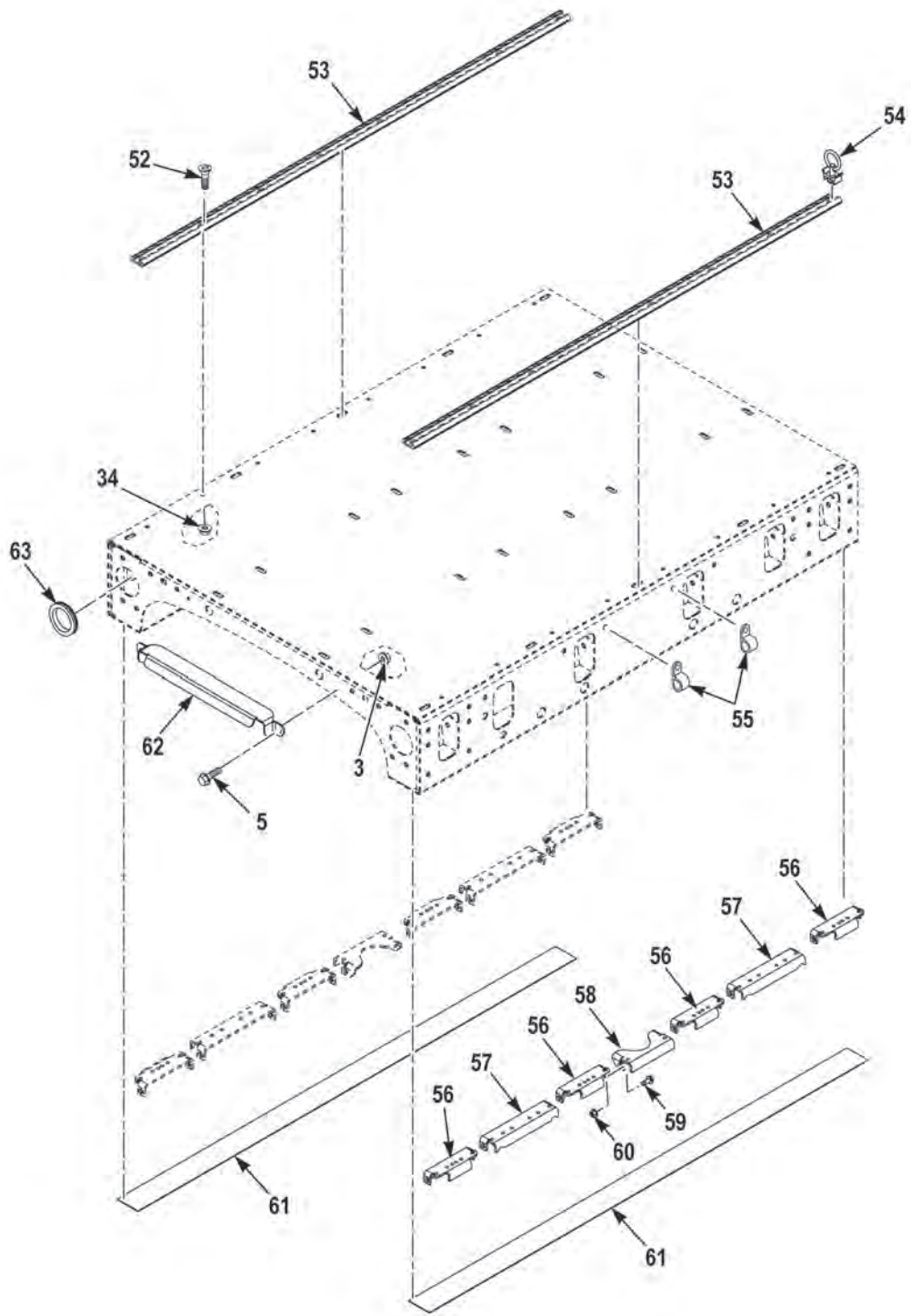


FIGURE 173 - CARGO DECK ASSEMBLY (M1240) (SHEET 4 OF 4)

(1) FIG.	(2) ITEM	(3) PART NO.	(4) DESCRIPTION	(5) QTY.	(6) U/M
			GROUP 1810 CARGO BODY		
			FIG. 173 CARGO DECK ASSEMBLY (M1240)		
173	1	3833866	FENDER, LEFT. . . . .	1	EA
173	2	3832519	FENDER, INNER, LEFT SIDE . . . . .	1	EA
173	3	115307A	NUT, FLANGE, LOCKING .38-16 G8 PO. . . . .	105	EA
173	4	3839240	MOUNT, CROWBAR. . . . .	1	EA
173	5	120699A	SCR, FLG, HEX .38-16 X 1.50 G8 PO . . . . .	40	EA
173	6	1333170	SCREW, GLANGE, HEXAGON .38-16 X 1.0 G8 PO. . . . .	82	EA
173	7	3830627	PLATE, FENDER PRELOAD, FR . . . . .	1	EA
173	8	3845249	PLATFORM, CARGO WELDMENT . . . . .	1	EA
173	9	3832520	FENDER, INNER, RIGHT SIDE . . . . .	1	EA
173	10	3833867	FENDER, RIGHT . . . . .	1	EA
173	11	3843132	BRACKET, TAIL LIGHT MOUNTING . . . . .	1	EA
173	12	1376550	NUT, HEX, LKNY #10-24 NS SS . . . . .	12	EA
173	13	3628682	WASH, FLT .19 X .44 X .05 SS. . . . .	12	EA
173	14	3246376	LIGHT, COMPOSITE . . . . .	2	EA
173	15	1859770	SCREW, PAN HEAD, XR #10-24 X 1.50 SS . . . . .	8	EA
173	16	3716184	WASH, FLT .20 X .69 X .04 SS. . . . .	2	EA
173	17	3674232	LIGHT BAR . . . . .	1	EA
173	18	3669952	LIGHT BAR, LED, MODEL 35 . . . . .	1	EA
173	19	3630961	GASKET, MARKER LIGHT BRACKET. . . . .	7	EA
173	20	3382846	LIGHT, CLEARANCE MARKER, RED 10-30, LED . . . . .	7	EA
173	21	3669953	COVER PLATE, LIGHT BAR . . . . .	2	EA
173	22	3294707	SCR, PA, XR #10-32 X .62 NS SS . . . . .	6	EA
173	23	3669954	WIRE HARN, CAB, ID LIGHT. . . . .	1	EA
173	24	3842935	PLATE, FENDER PRELOAD, RR. . . . .	1	EA
173	25	3832514	BRACKET, FENDER, MOUNTING, REAR, LH. . . . .	1	EA
173	26	3832521	BRACKET, FENDER, MOUNTING, FRONT, LH . . . .	1	EA
173	27	3830301	BRACKET, FENDER MOUNTING, FRONT, LH . . . .	1	EA
173	28	3830303	BRACKET, FENDER MOUNTING, FRONT, RH . . . .	1	EA
173	29	3832522	BRACKET, FENDER MOUNTING, FRONT, RH . . . .	1	EA
173	30	3832515	BRKT, FENDER MTG, RR RH . . . . .	1	EA
173	31	3516722	SHIELD, MARKER LIGHT . . . . .	4	EA
173	32	EE34609	REFLECTOR . . . . .	4	EA
173	33	1754140	SCR, FLG, HEX .25-20 X 1.00 G5 ZY. . . . .	2	EA
173	34	1600460	NUT, FLG, LKDT .25-20 G5 ZY. . . . .	8	EA
173	35	3842934	BRKT, FENDER MTG, RR RH . . . . .	1	EA
173	36	17585300	GUARD, SPLASH. . . . .	2	EA

(1) FIG.	(2) ITEM	(3) PART NO.	(4) DESCRIPTION	(5) QTY.	(6) U/M
173	37	3266307	NUT, FLG, LKDT .25-20 G5 ZY . . . . .	4	EA
173	38	1978450	STRIP, MUD FLAP . . . . .	4	EA
173	39	3266313	SCR, FLG, HEX .25-20 X 1.25 G8 DA. . . . .	4	EA
173	40	3301198	STRAP, RUBBER . . . . .	2	EA
173	41	3320571	SCR, FLG, HEX .38-16 X 2.00 G8 DA. . . . .	2	EA
173	42	1606140	SCR, FLG, HEX .25-20 X .75 G5 ZY . . . . .	8	EA
173	43	3842933	BRACKET, FENDER MOUNTING, REAR, LH . . . . .	1	EA
173	44	3266309	NUT, FLG, LKSP .38-16 G8 DA . . . . .	46	EA
173	45	3266319	SCR, FLG, HEX .38-16 X 1.50 G8 DA. . . . .	4	EA
173	46	3266318	SCR, FLG, HEX .38-16 X 1.28 G8 DA. . . . .	6	EA
173	47	3329830	WASH, FLT .41 X 1.13 X 13 DA . . . . .	6	EA
173	48	3266317	SCR, FLG, HEX .38-16 X 1.00 G8 DA. . . . .	34	EA
173	49	3835948	BOX, REAR, CARGO STOWAGE, LH WELDMENT . . . . .	1	EA
173	50	3835949	BOX, REAR, CARGO STOWAGE, RH WELDMENT . . . . .	1	EA
173	51	2290HX	CLIP, CSHN .44ID . . . . .	4	EA
173	52	1507220	SCR, FLT, XR .25-20 X 1.00 NS ZC . . . . .	16	EA
173	53	3848523	TRACK, ADJUSTABLE TIE DOW, AL. . . . .	2	EA
173	54	3848524	RING, SINGLE STUD, TIE DOWN . . . . .	4	EA
173	55	2291HX	CLIP, CUSHION .75 ST VY . . . . .	4	EA
173	56	3848674	BRACKET, BACKING, CARGO TIE DOWN . . . . .	8	EA
173	57	3848675	BRACKET, BACKING, CARGO TIE DOWN . . . . .	8	EA
173	58	3848676	BRACKET, BACKING, CARGO TIE DOWN . . . . .	2	EA
173	59	1680530	SCR, FLG, HEX .38-16 X 1.25 G5 ZY. . . . .	12	EA
173	60	1437220	NUT, FLG, LKDT .38-16 G5 ZY . . . . .	12	EA
173	61	124660A	ISOLATOR, PUR, .06 X 2.25. . . . .	48	IN
173	62	3826233	COVER, LIGHT BAR. . . . .	1	EA
173	63	1416860	GROMMET . . . . .	6	EA

END OF FIGURE

---

**FIELD AND SUSTAINMENT MAINTENANCE  
CARGO DECK ASSEMBLY (M1240A1)**

---

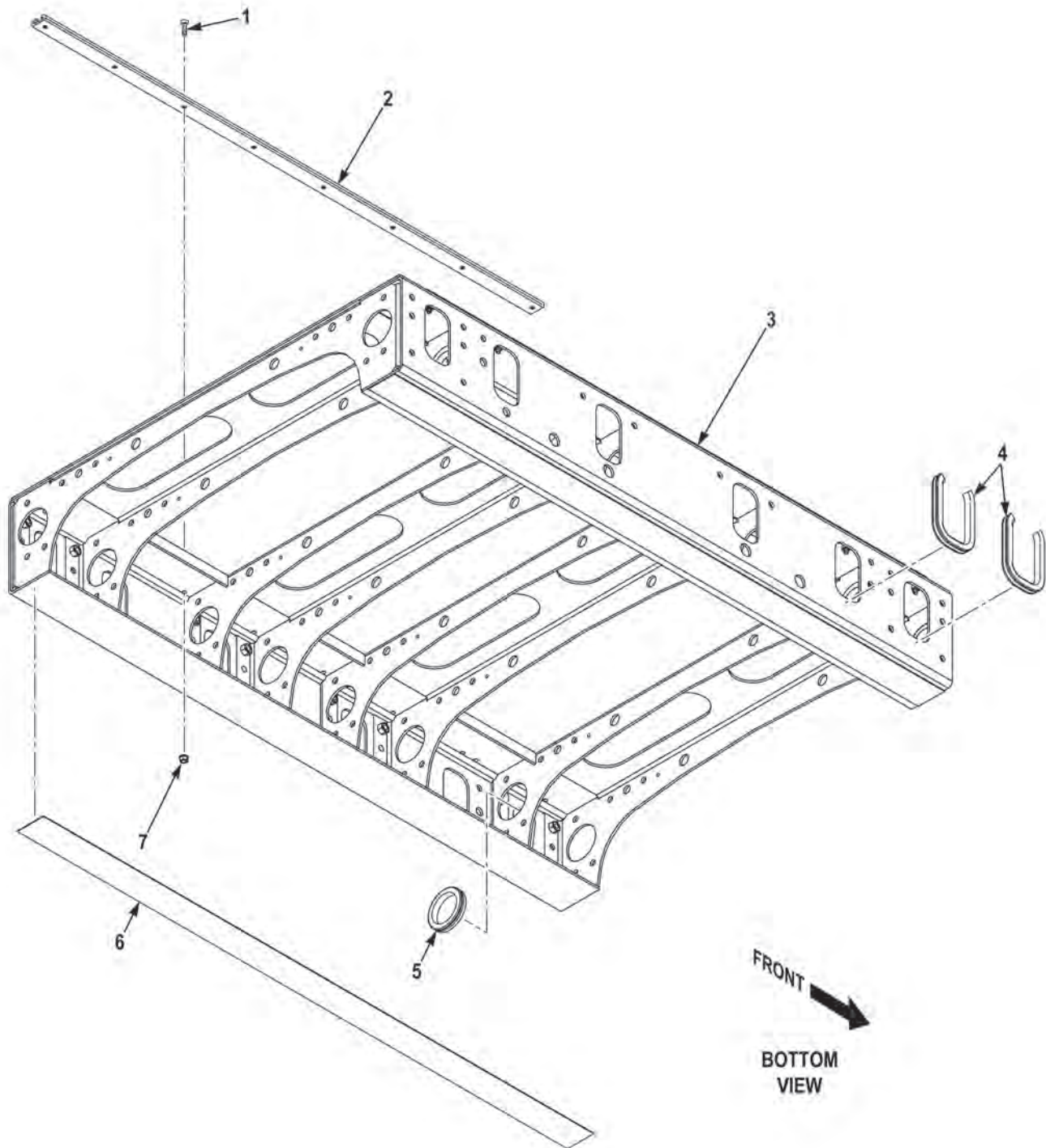


FIGURE 174 - CARGO DECK ASSEMBLY (M1240A1)

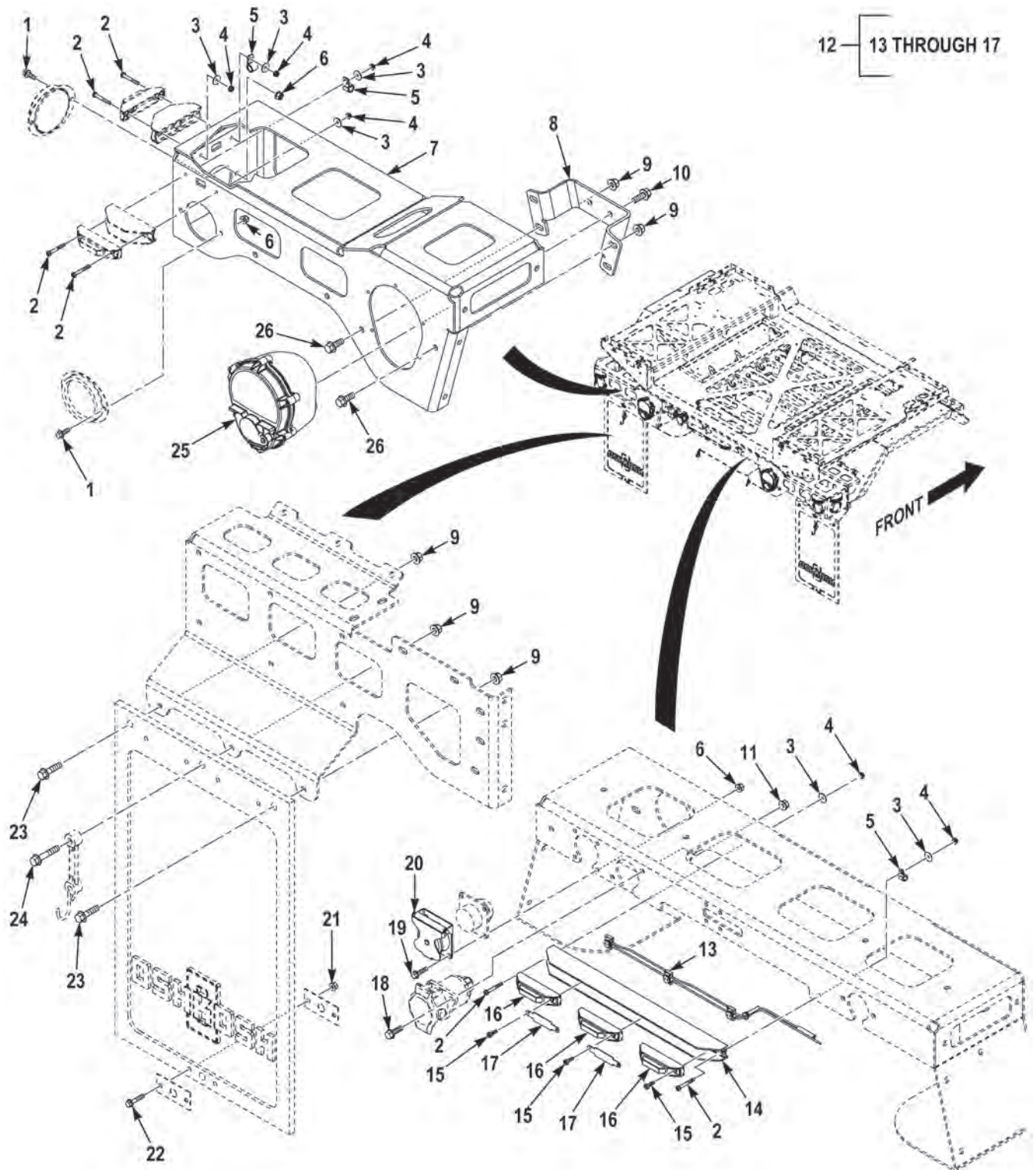
(1) FIG.	(2) ITEM	(3) PART NO.	(4) DESCRIPTION	(5) QTY.	(6) U/M
			GROUP 1810 CARGO BODY FIG. 174 CARGO DECK ASSEMBLY (M1240A1)		
174	1	3883473	SCREW,FLAT,SOC HEAD,.25-20 X 1.00 G5 ZP . . . .	16	EA
174	2	210043	TRACK,ADJUSTABLE, . . . . .	2	EA
174	3	3857731	PLATFORM,STRUCTURAL,VEHICULAR . . . . .	1	EA
174	4	26947BX-009	MOLDING,QUICKEDGE,MAKE FROM CHANNEL P/N 75000317 (82654), 9 IN LG. . . . .	8	EA
174	5	Z-787	GROMMET,NONMETALLIC, . . . . .	14	EA
174	6	124660A-048	TAPE,ADHESIVE,MAKE FROM TAPE P/N SJ5816 (76381), 48 IN LG . . . . .	2	EA
174	7	3436678	NUT,SELF-LOCKING,.25-20 G5 DC. . . . .	16	EA

END OF FIGURE





**FIELD AND SUSTAINMENT MAINTENANCE  
CARGO DECK ASSEMBLY (M1245)**



**FIGURE 175 - CARGO DECK ASSEMBLY (M1245) (SHEET 1 OF 12)**

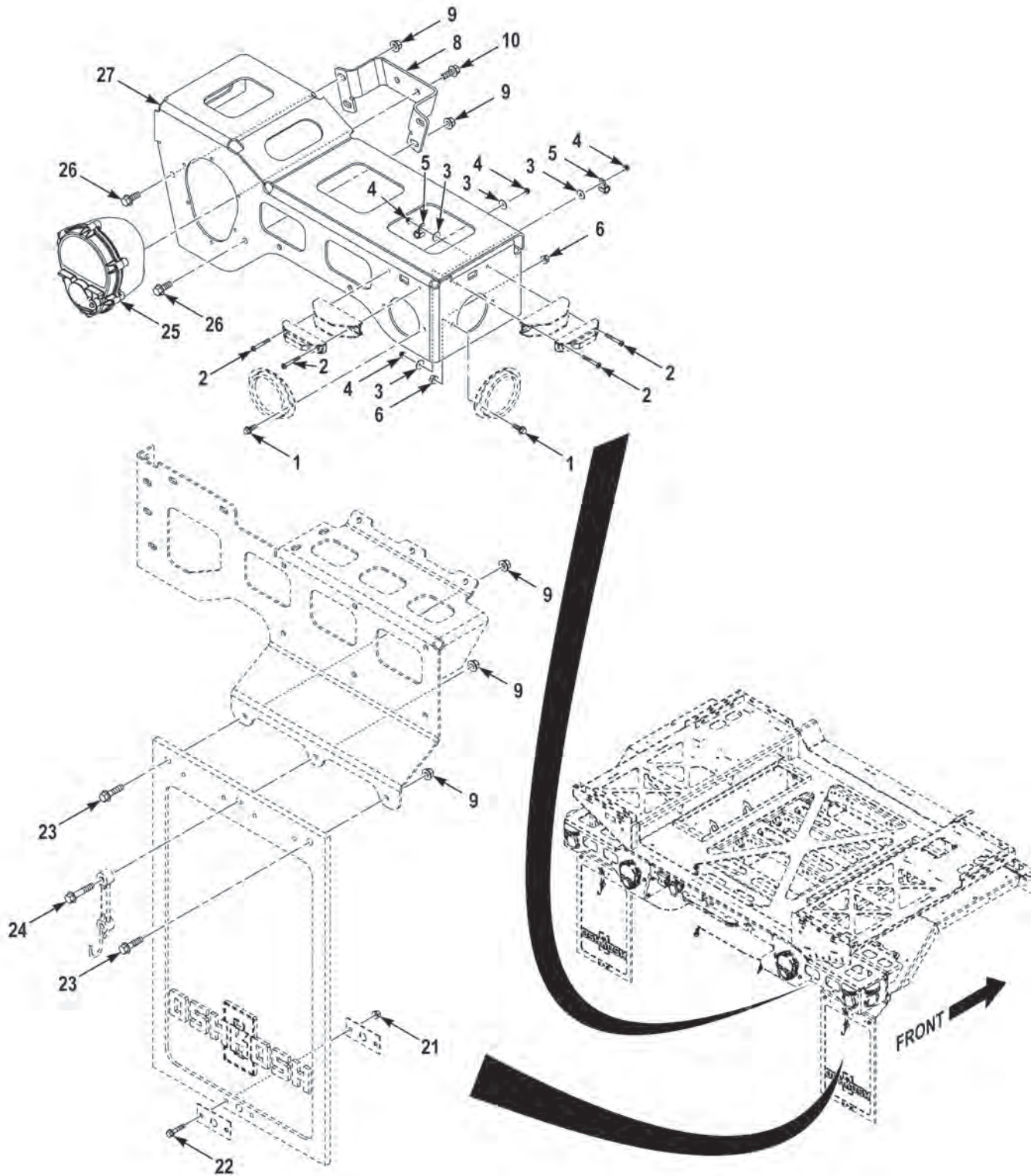


FIGURE 175 - CARGO DECK ASSEMBLY (M1245) (SHEET 2 OF 12)

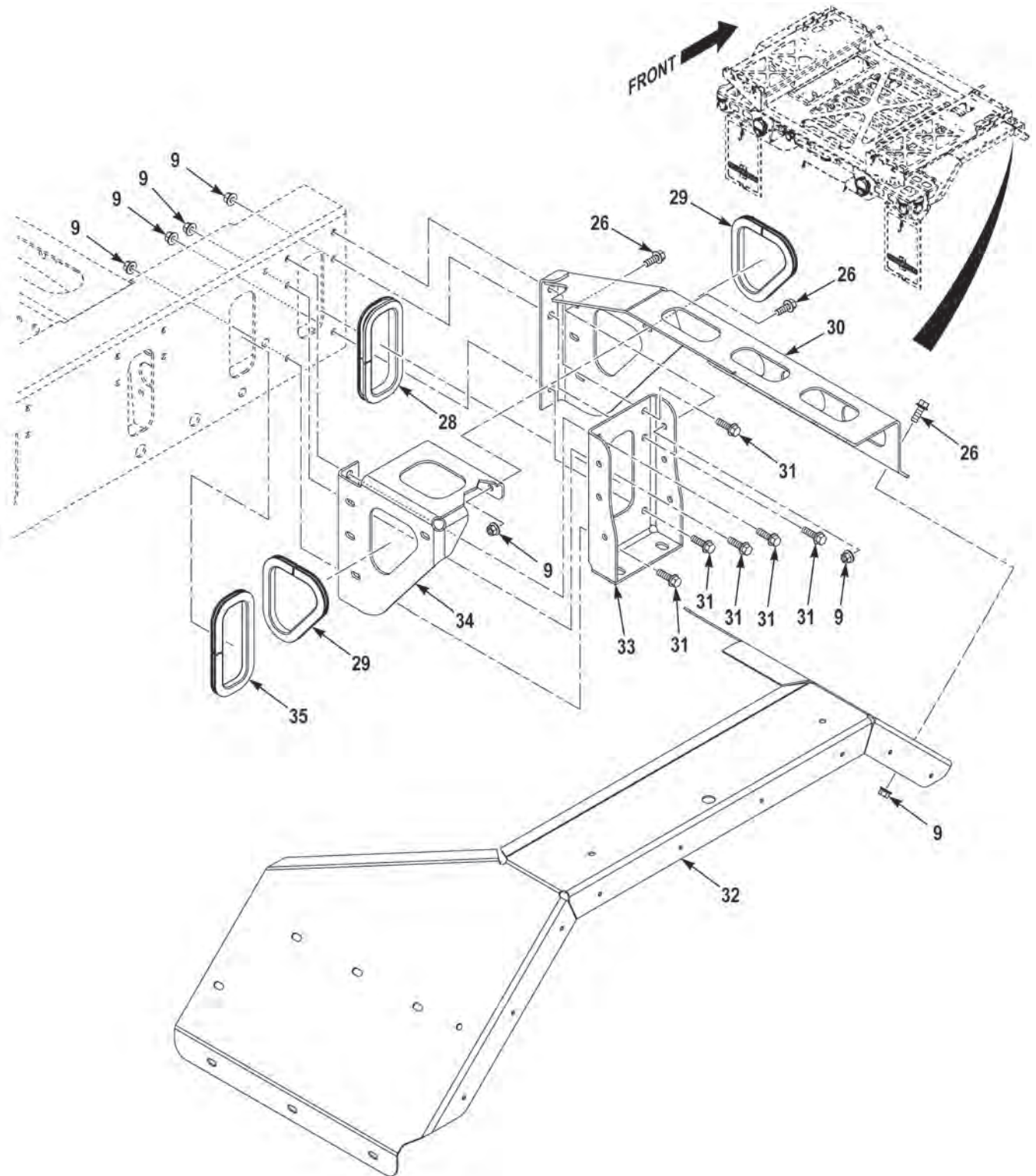


FIGURE 175 - CARGO DECK ASSEMBLY (M1245) (SHEET 3 OF 12)



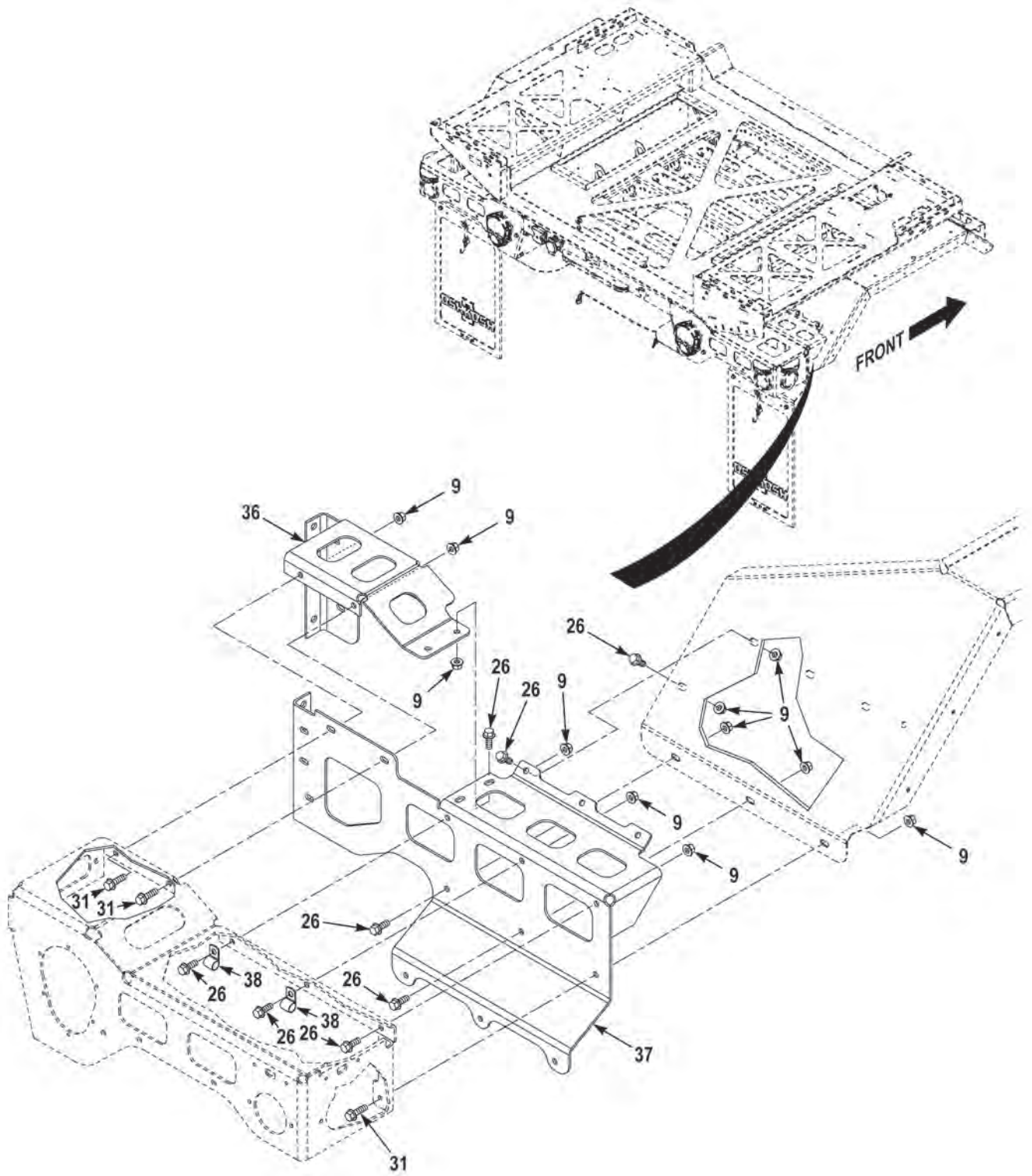


FIGURE 175 - CARGO DECK ASSEMBLY (M1245) (SHEET 4 OF 12)

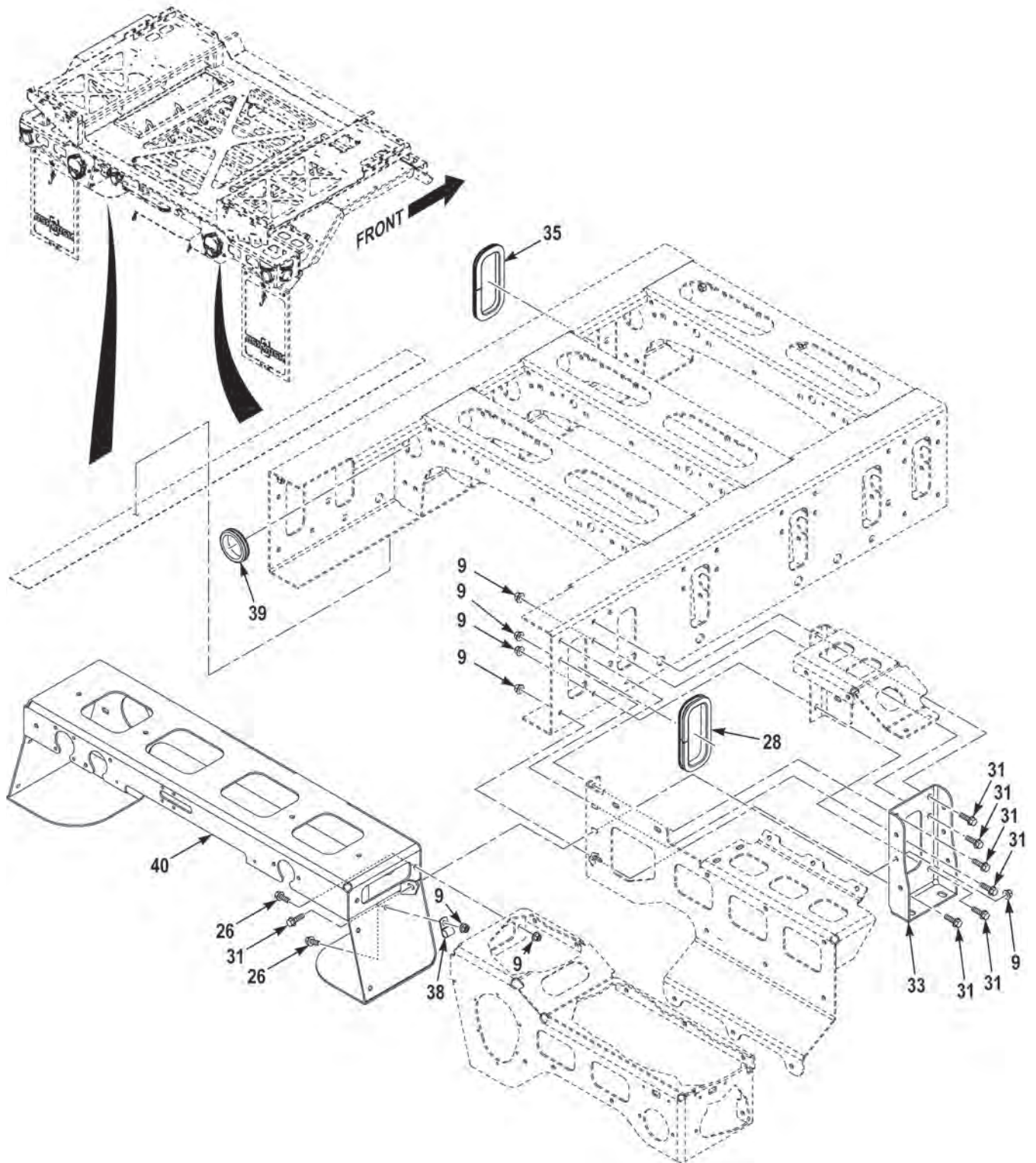


FIGURE 175 - CARGO DECK ASSEMBLY (M1245) (SHEET 5 OF 12)



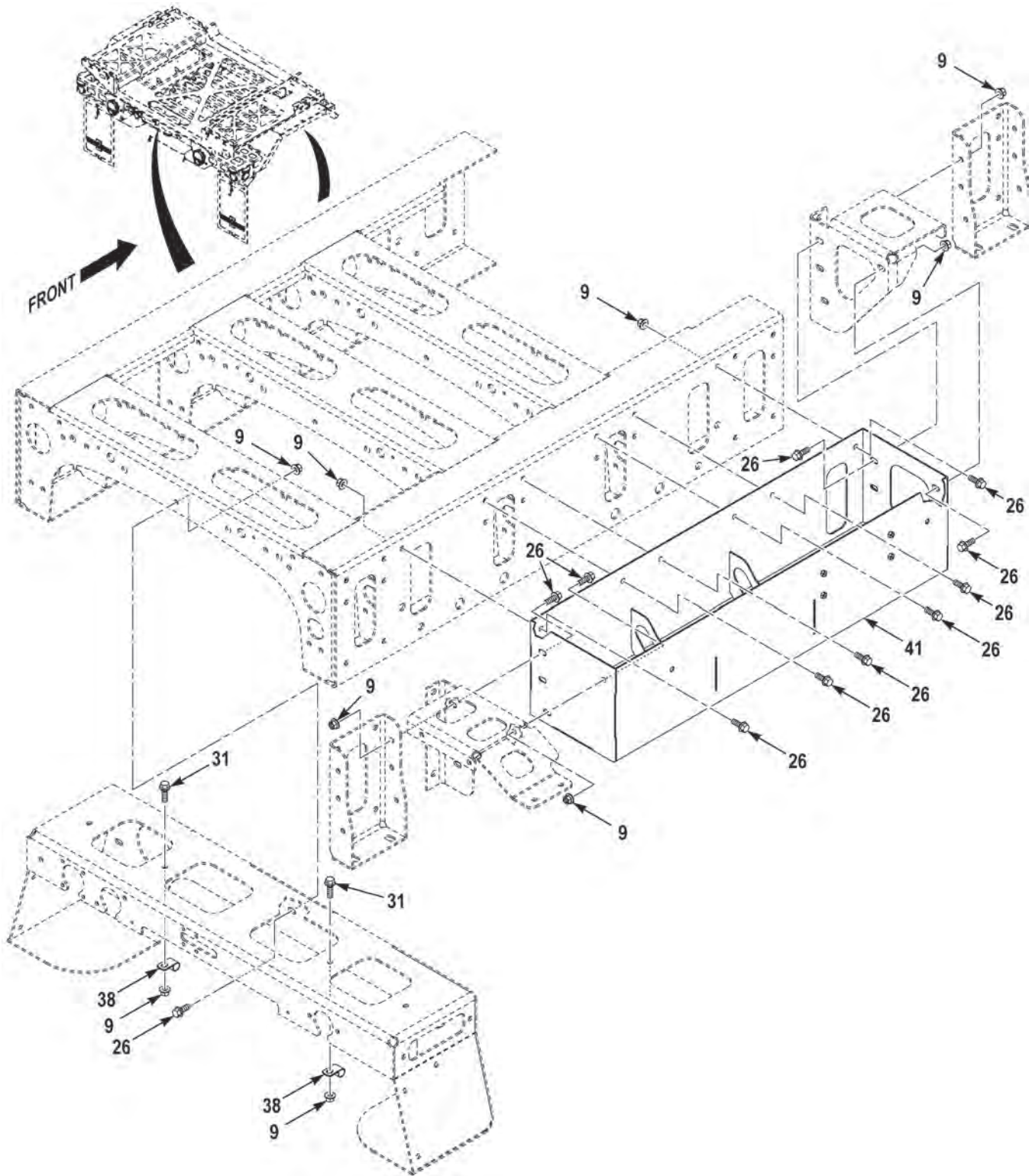


FIGURE 175 - CARGO DECK ASSEMBLY (M1245) (SHEET 6 OF 12)

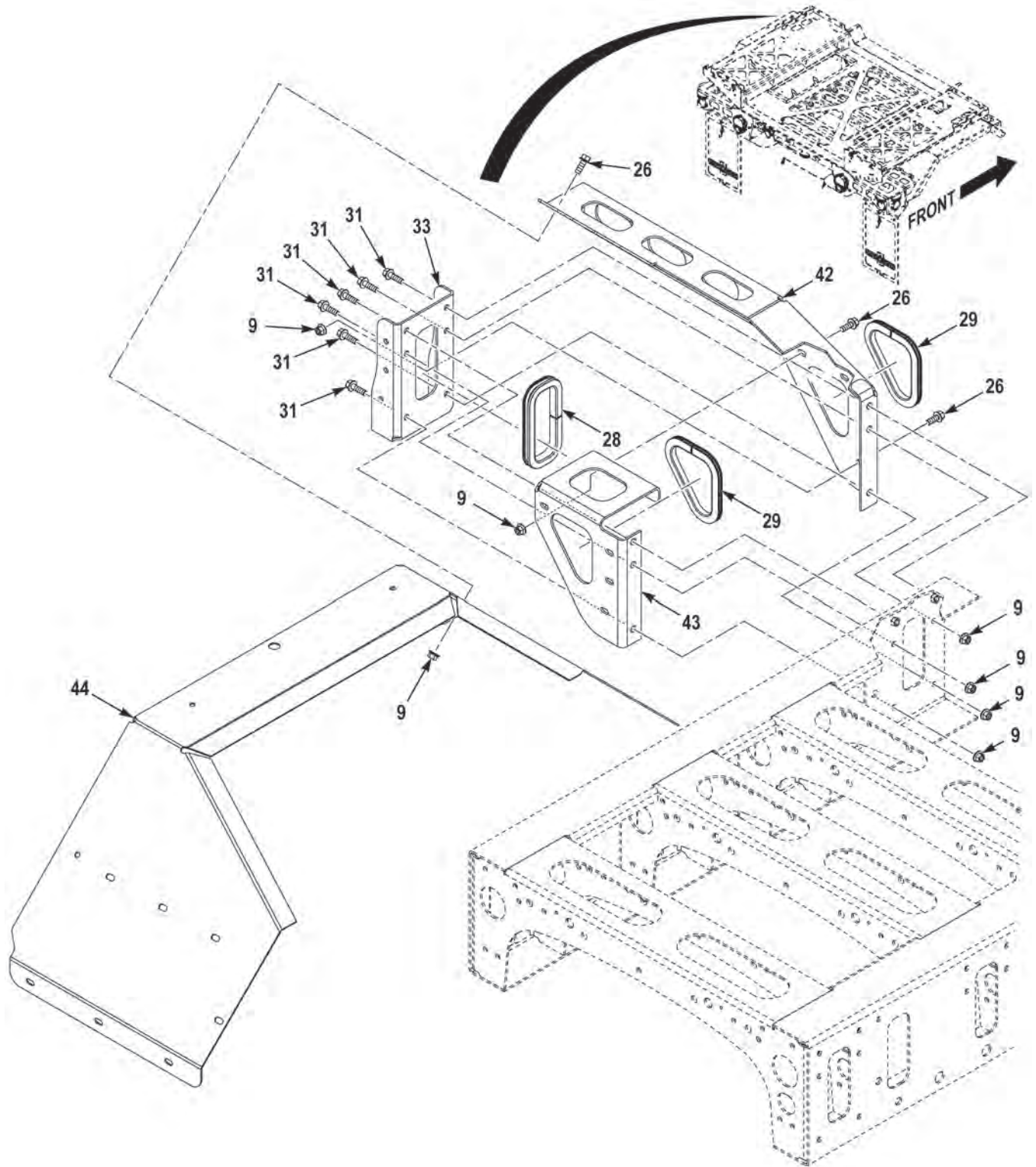


FIGURE 175 - CARGO DECK ASSEMBLY (M1245) (SHEET 7 OF 12)



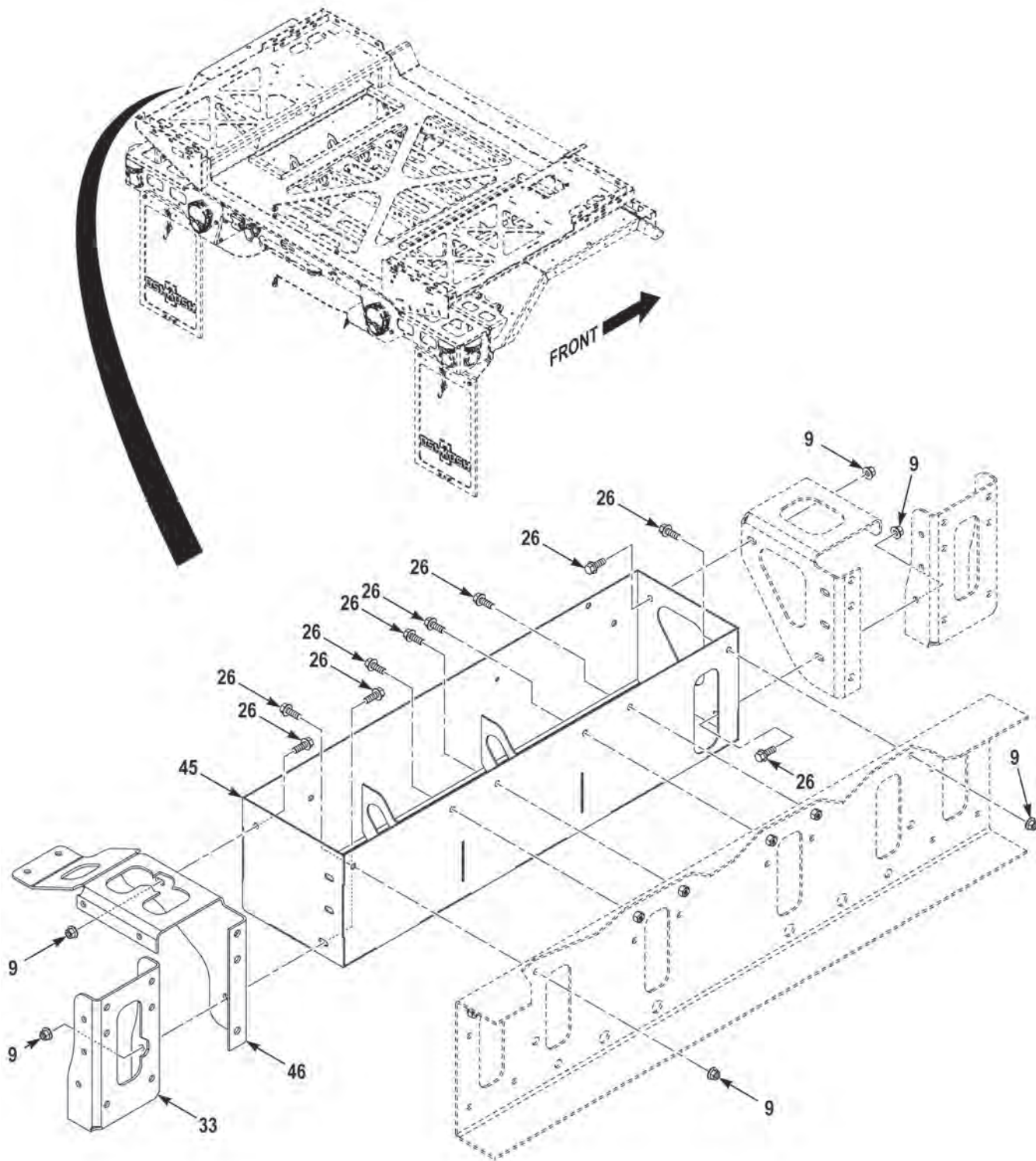


FIGURE 175 - CARGO DECK ASSEMBLY (M1245) (SHEET 8 OF 12)



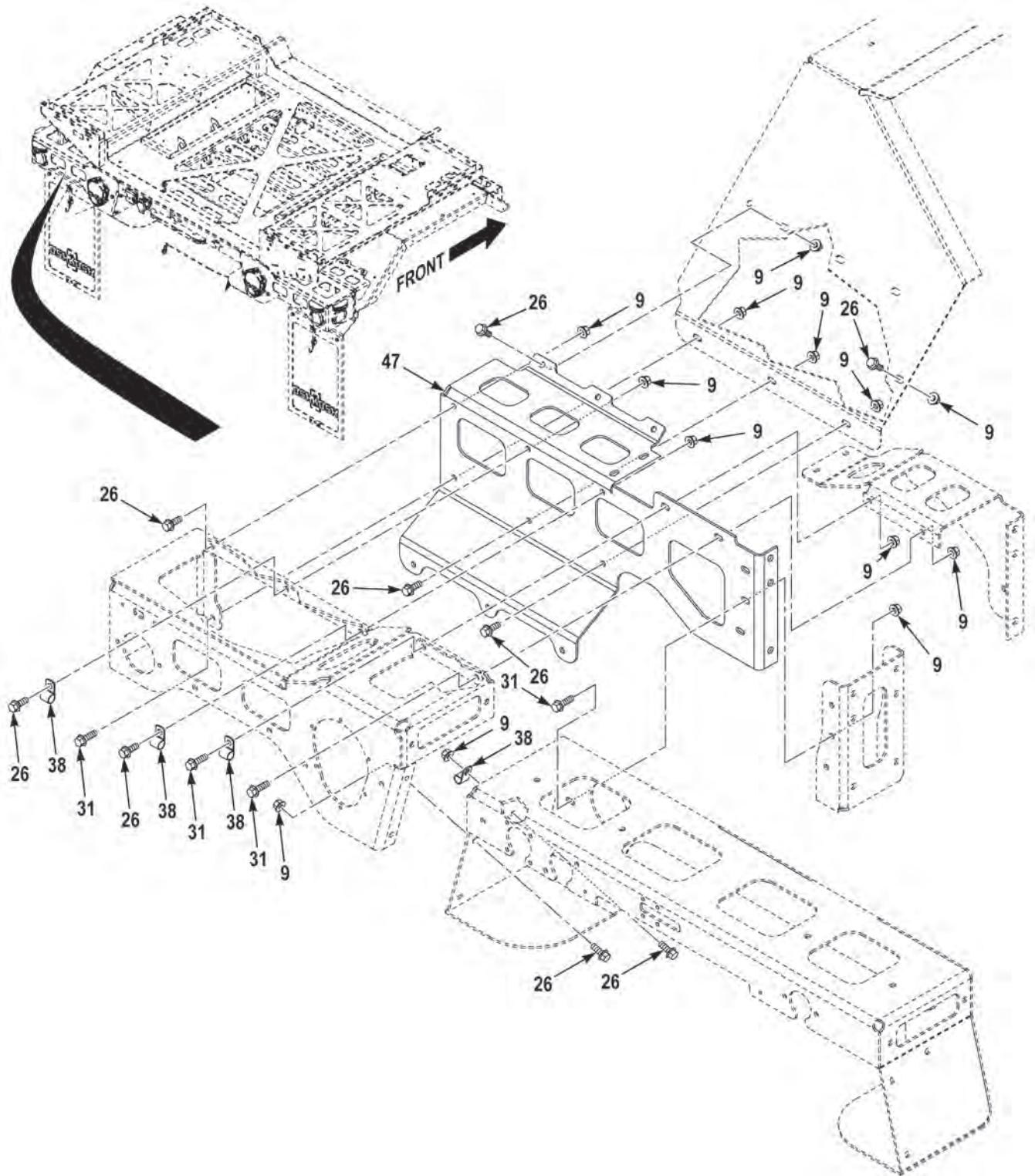


FIGURE 175 - CARGO DECK ASSEMBLY (M1245) (SHEET 9 OF 12)

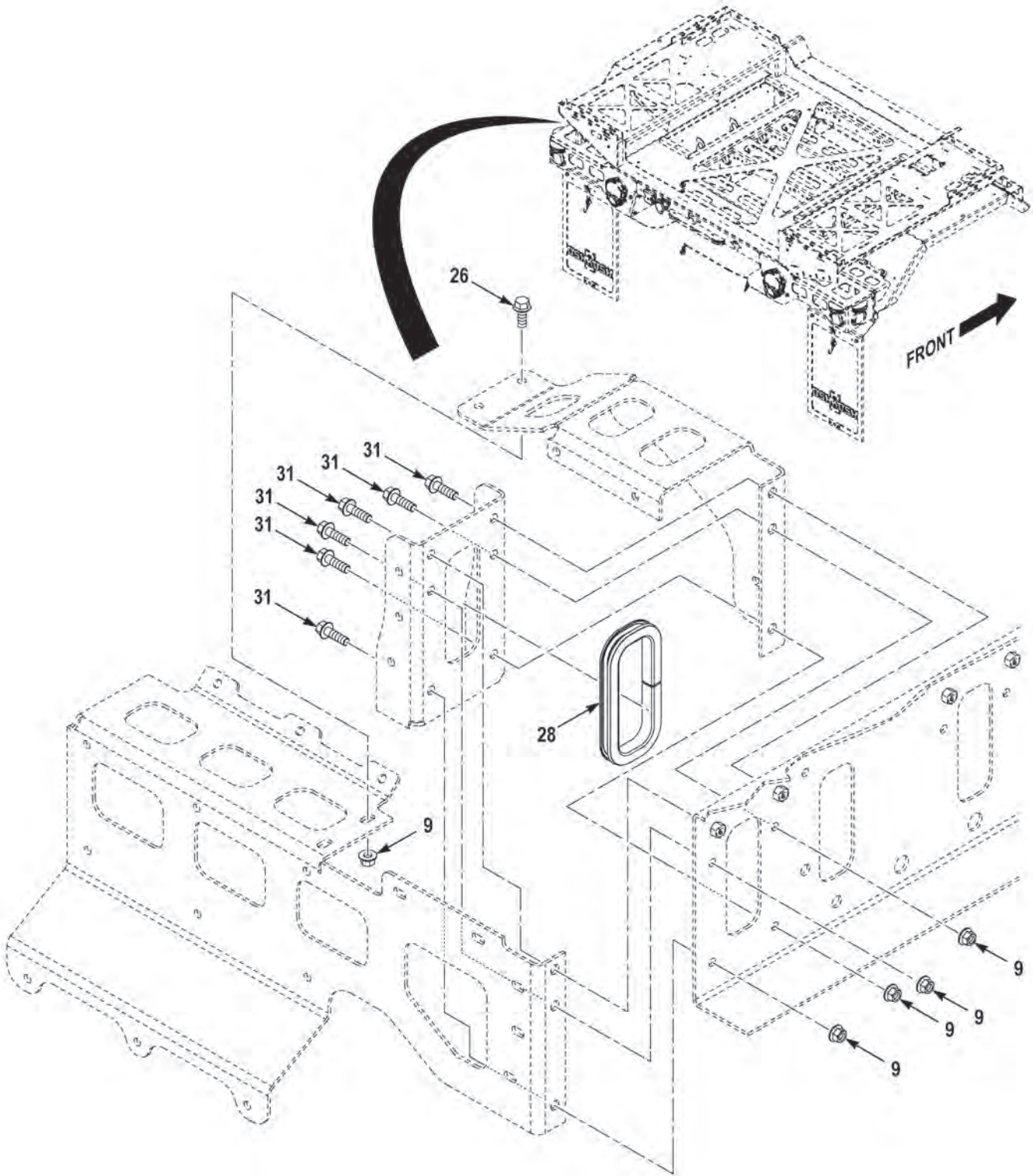


FIGURE 175 - CARGO DECK ASSEMBLY (M1245) (SHEET 10 OF 12)



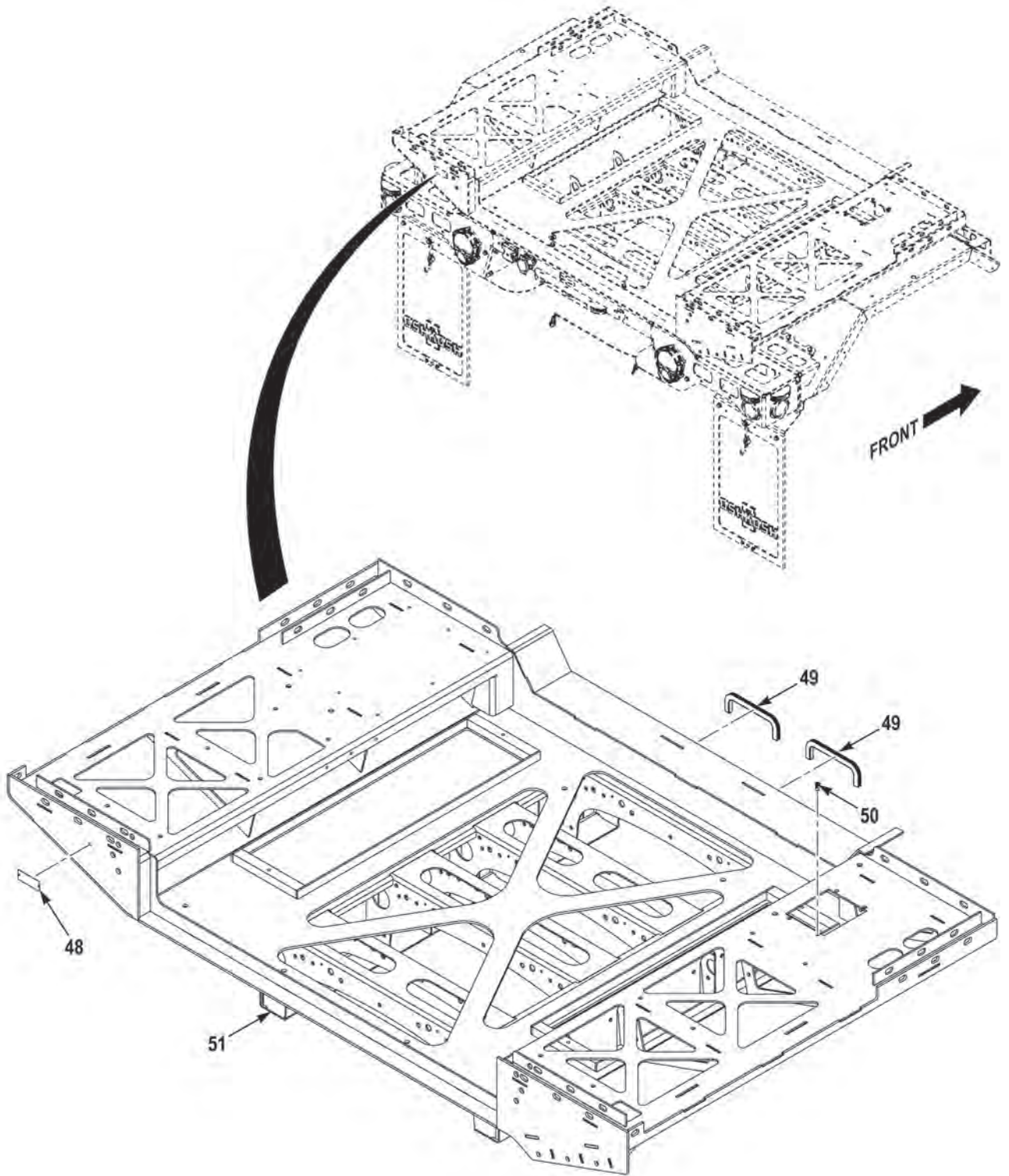


FIGURE 175 - CARGO DECK ASSEMBLY (M1245) (SHEET 11 OF 12)

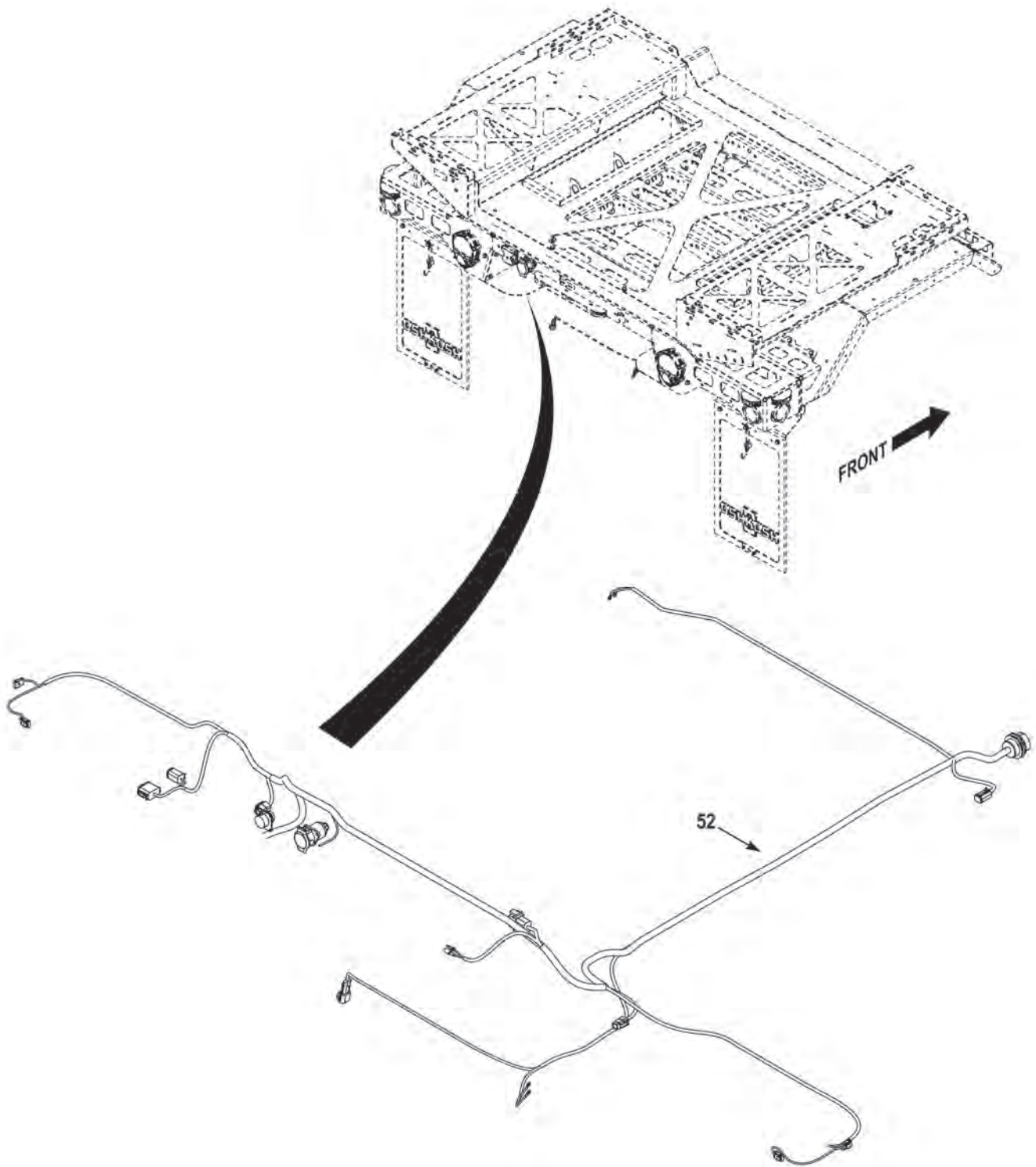


FIGURE 175 - CARGO DECK ASSEMBLY (M1245) (SHEET 12 OF 12)

(1) FIG.	(2) ITEM	(3) PART NO.	(4) DESCRIPTION	(5) QTY.	(6) U/M
			GROUP 1810 CARGO BODY FIG. 175 CARGO DECK ASSEMBLY (M1245)		
175	1	110961	SCREW,CAP,HEX HEAD,.25-20X.75 G5 ZY . . . . .	8	EA
175	2	MS51957-69	SCREW,MACHINE,#10-24 X 1.50 SS . . . . .	10	EA
175	3	71010	WASHER,FLAT,.20 X .69 X .04 SS . . . . .	10	EA
175	4	12Z2007-71	NUT,SELF-LOCKING,#10-24 NS SS . . . . .	10	EA
175	5	COVO7O9Z1	CLAMP,LOOP,.38 ID . . . . .	5	EA
175	6	0192408	NUT,SELF-LOCKING,.25-20 G5 ZY . . . . .	12	EA
175	7	3906166	BRACKET,MOUNTING . . . . .	1	EA
175	8	3893340	BRACKET,MOUNTING . . . . .	2	EA
175	9	S075142	NUT,SELF-LOCKING,.38-16 G8 PO . . . . .	119	EA
175	10	3266317	SCREW,CAP,HEX HEAD,.38-16X1.00 G8 DA . . . . .	4	EA
175	11	1333510	NUT,SELF-LOCKING,.31-18 G5 ZY . . . . .	2	EA
175	12	3875495	LAMP,UNIT,VEHICULAR . . . . .	1	EA
175	13	52112	. WIRING HARNESS . . . . .	1	EA
175	14	3875487	. LIGHT BAR . . . . .	1	EA
175	15	72534	. SCREW,MACHINE,#10-32 X .62 NS SS . . . . .	6	EA
175	16	35890R	. LIGHT,CLEARANCE . . . . .	3	EA
175	17	99702	. COVER,ACCESS . . . . .	2	EA
175	18	0155840	SCREW,CAP,HEX HEAD,.31-18 X 1.00 G5 ZY . . . . .	2	EA
175	19	0110960	SCREW,CAP,HEX HEAD,.25-20X1.00 G5 ZY . . . . .	4	EA
175	20	64845BX	COVER,ELECTRICAL . . . . .	1	EA
175	21	3266307	NUT,SELF-LOCKING,.25-20 G8 DA . . . . .	4	EA
175	22	3266313	SCREW,CAP,HEX HEAD,.25-20 X 1.25 G8 DA . . . . .	4	EA
175	23	0142774	SCREW,CAP,HEX HEAD,.38-16 X 1.50 G8 PO . . . . .	4	EA
175	24	0142776	SCREW,CAP,HEX HEAD,.38-16 X 2.00 G8 PO . . . . .	2	EA
175	25	8417170-1	LIGHT,TAIL . . . . .	2	EA
175	26	0142772	SCREW,CAP,HEX HEAD,.38-16X1.00 G8 PO . . . . .	91	EA
175	27	3906167	BRACKET,MOUNTING . . . . .	1	EA
175	28	1467170-18	QUICKEDGE MOLDING,MAKE FROM MOLDING PN 75000349 (82654), 18 IN LG. . . . .	4	EA
175	29	1467160-15	QUICKEDGE MOLDING,MAKE FROM MOLDING PN 75000349 (82654), 15 IN LG. . . . .	4	EA
175	30	3906159	BRACKET,MOUNTING . . . . .	1	EA
175	31	0142773	SCREW,CAP,HEX HEAD,.38-16 X 1.25 G8 PO . . . . .	38	EA
175	32	3906186	FENDER,VEHICULAR,RH REAR . . . . .	1	EA
175	33	3871899	BRACKET,VEHICULAR . . . . .	4	EA
175	34	3906157	BRACKET,MOUNTING . . . . .	1	EA
175	35	1467160-18	QUICKEDGE MOLDING,MAKE FROM MOLDING PN 75000349 (82654), 18 IN LG . . . . .	2	EA
175	36	3906161	BRACKET,MOUNTING . . . . .	1	EA

(1) FIG.	(2) ITEM	(3) PART NO.	(4) DESCRIPTION	(5) QTY.	(6) U/M
175	37	3906163	BRACKET,MOUNTING . . . . .	1	EA
175	38	TA720-S8	CLAMP,LOOP,.50 ID . . . . .	9	EA
175	39	Z-787	GROMMET,NONMETALLIC . . . . .	16	EA
175	40	3906182	BRACKET,MOUNTING . . . . .	1	EA
175	41	3890629	BATTERY BOX,REAR,RH . . . . .	1	EA
175	42	3906158	BRACKET,MOUNTING . . . . .	1	EA
175	43	3906156	BRACKET,MOUNTING . . . . .	1	EA
175	44	3906185	FENDER,VEHICULAR,LH REAR . . . . .	1	EA
175	45	3890552	BATTERY BOX,REAR,LH . . . . .	1	EA
175	46	3906160	BRACKET,MOUNTING . . . . .	1	EA
175	47	3906162	BRACKET,MOUNTING . . . . .	1	EA
175	48	3668837	LABEL . . . . .	1	EA
175	49	1467160-10	QUICKEDGE MOLDING,MAKE FROM MOLDING PN 75000349 (82654), 10 IN LG. . . . .	2	EA
175	50	ALS9-420-165	INSERT,SCREW THREAD.25-20 . . . . .	4	EA
175	51	3911983	CARGO DECK,LOWER . . . . .	1	EA
175	52	3891717	WIRING HARNESS,REAR . . . . .	1	EA

END OF FIGURE

---

**FIELD AND SUSTAINMENT MAINTENANCE  
CARGO FENDERS AND MOUNTING (M1240A1)**

---

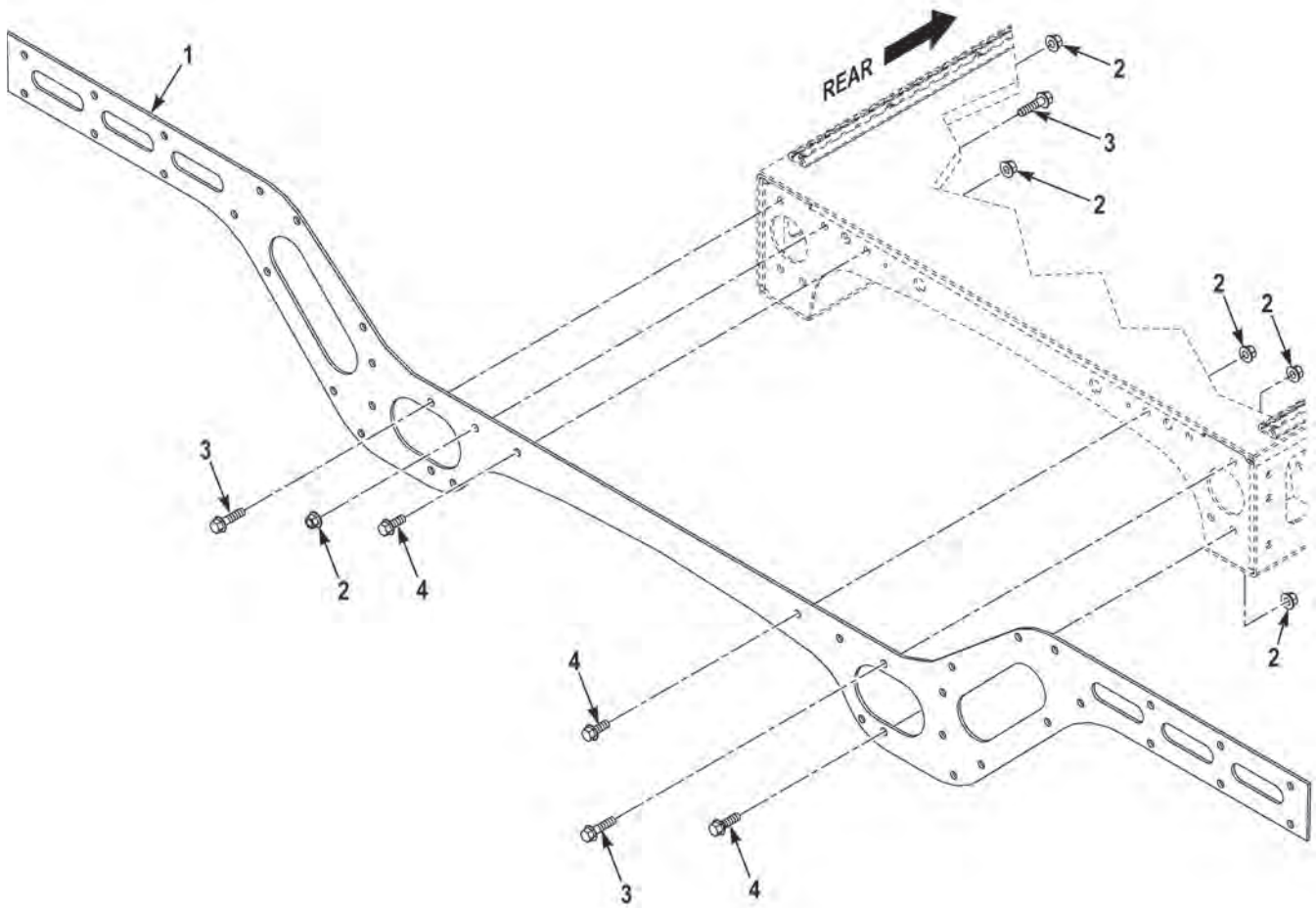


FIGURE 176 - CARGO FENDERS AND MOUNTING (M1240A1) (SHEET 1 OF 7)



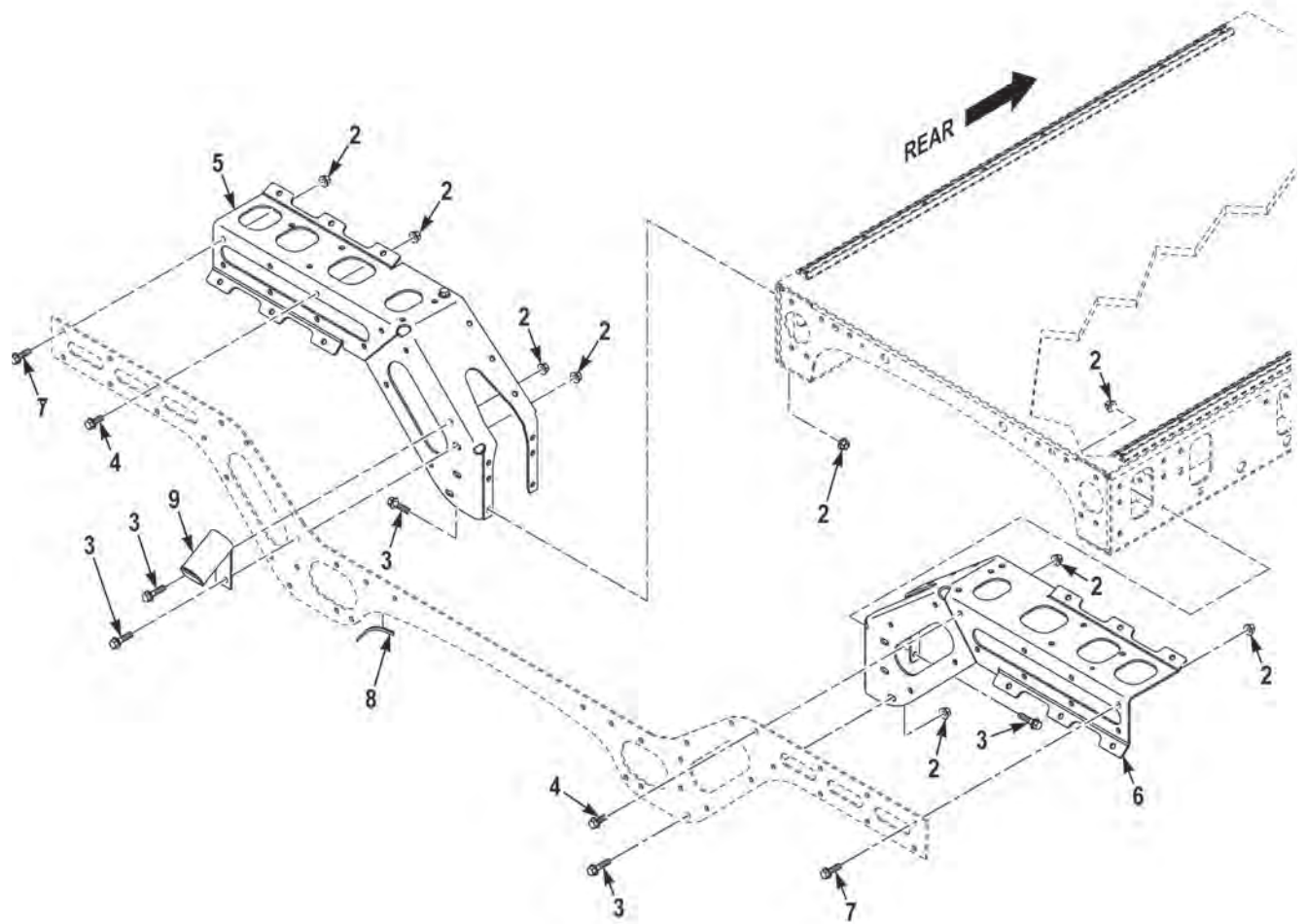


FIGURE 176 - CARGO FENDERS AND MOUNTING (M1240A1) (SHEET 2 OF 7)

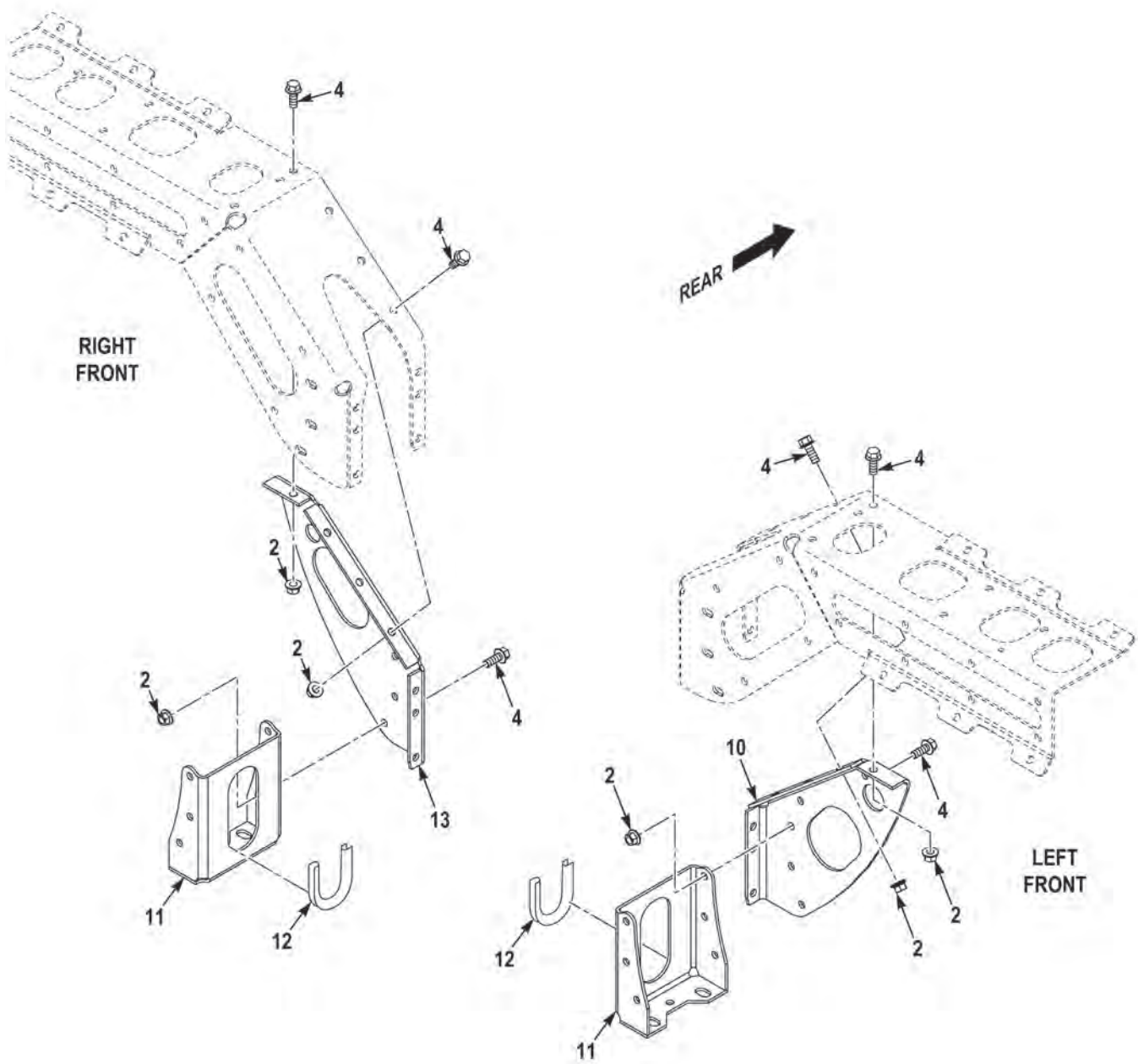


FIGURE 176 - CARGO FENDERS AND MOUNTING (M1240A1) (SHEET 3 OF 7)

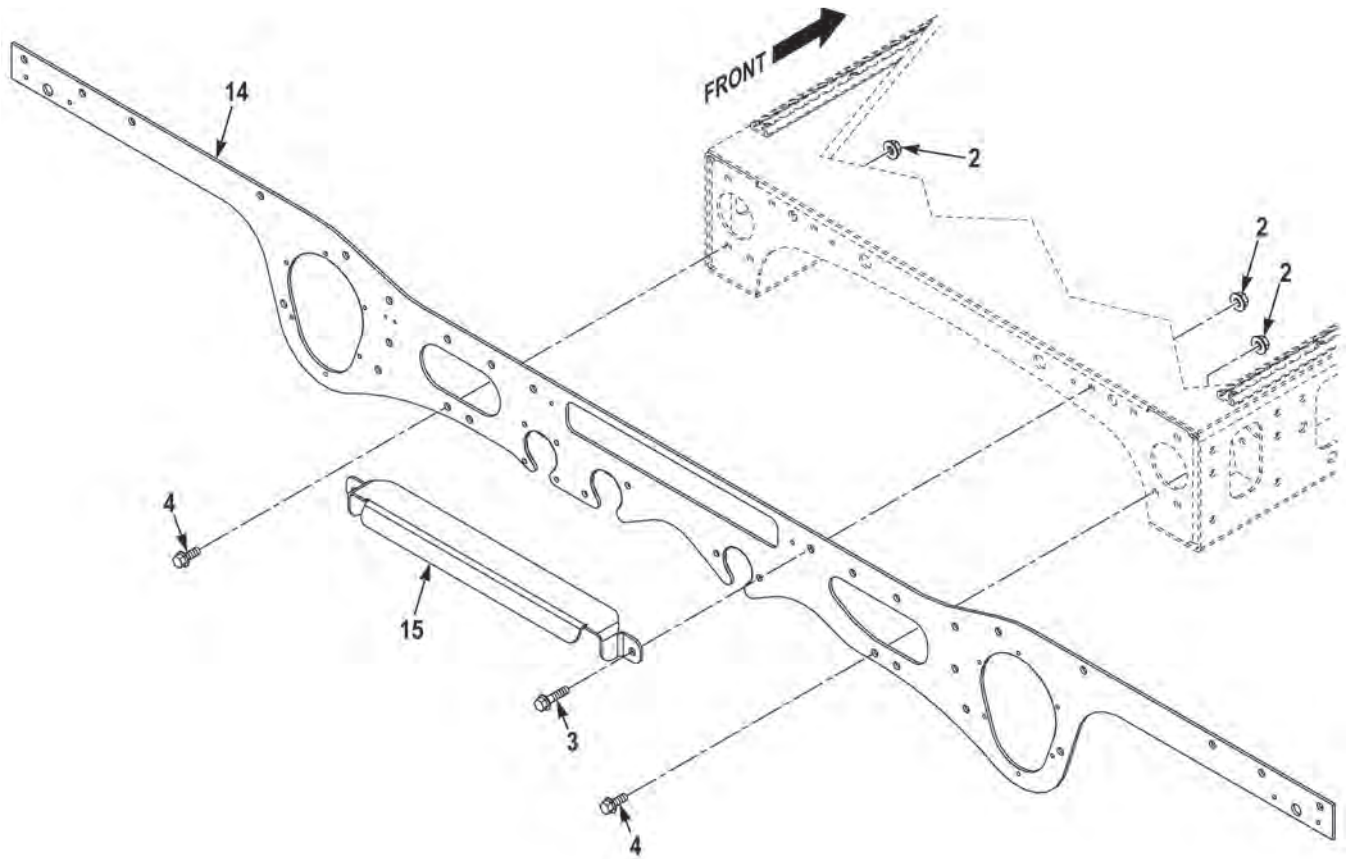


FIGURE 176 - CARGO FENDERS AND MOUNTING (M1240A1) (SHEET 4 OF 7)

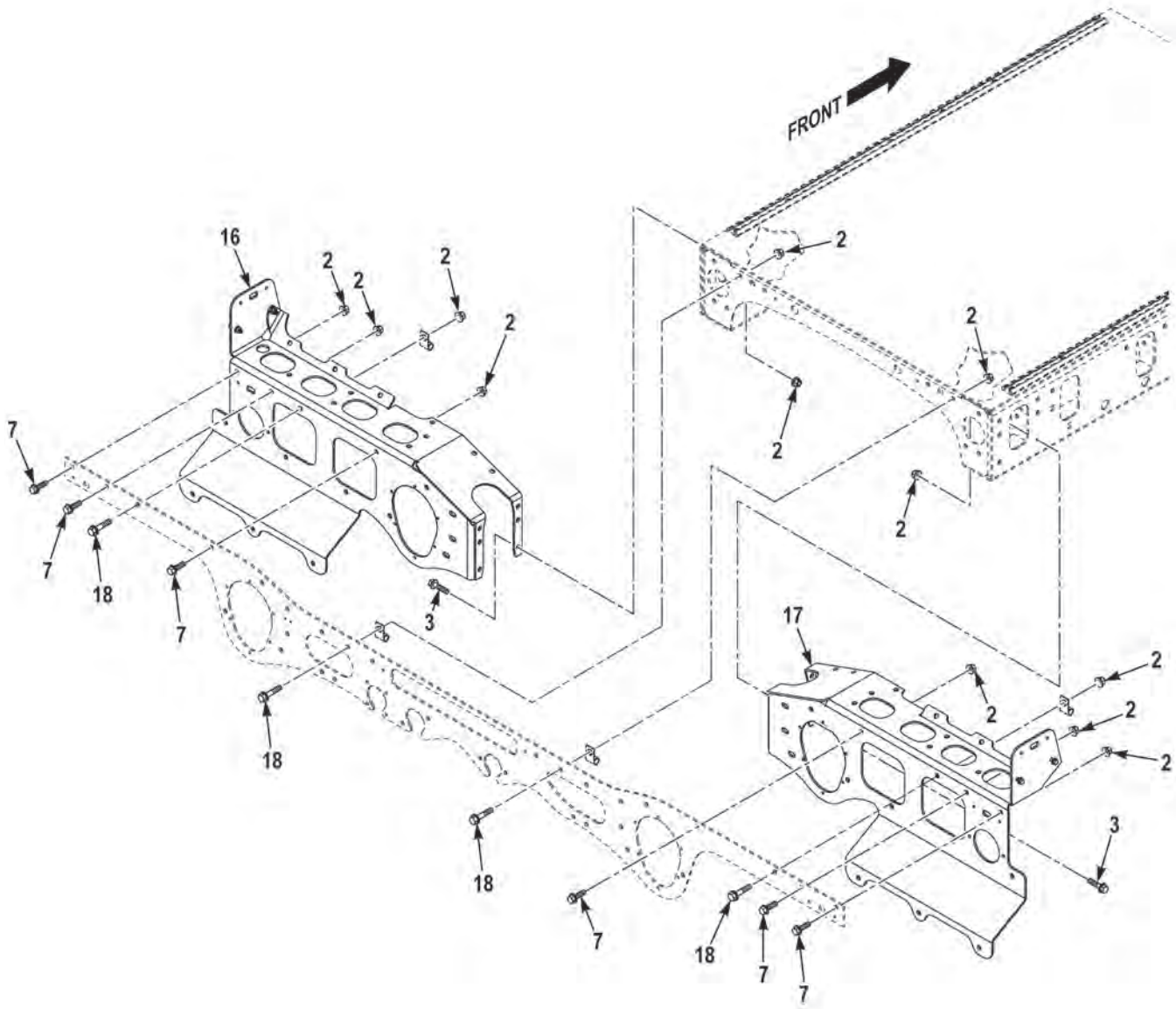


FIGURE 176 - CARGO FENDERS AND MOUNTING (M1240A1) (SHEET 5 OF 7)

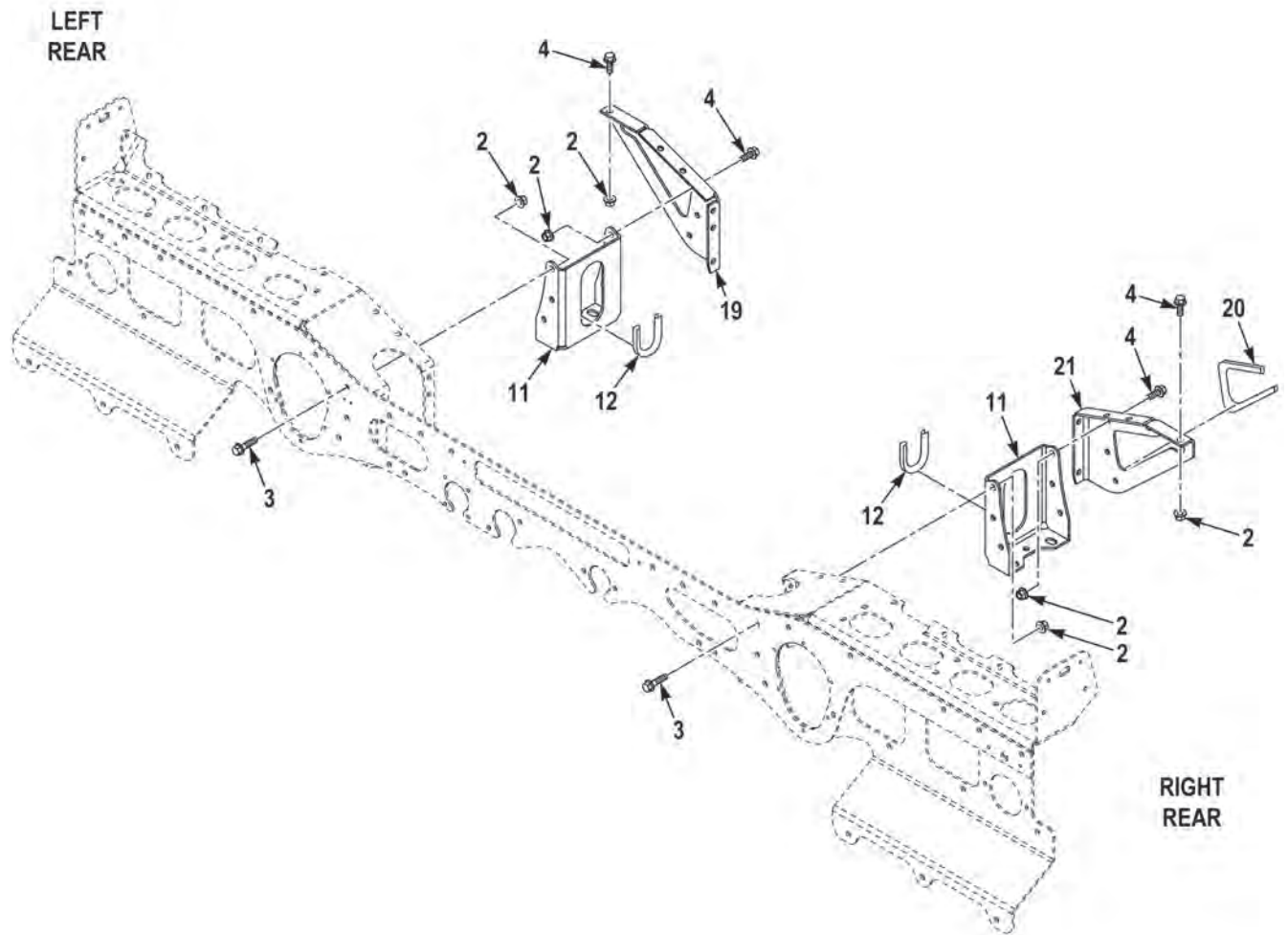


FIGURE 176 - CARGO FENDERS AND MOUNTING (M1240A1) (SHEET 6 OF 7)



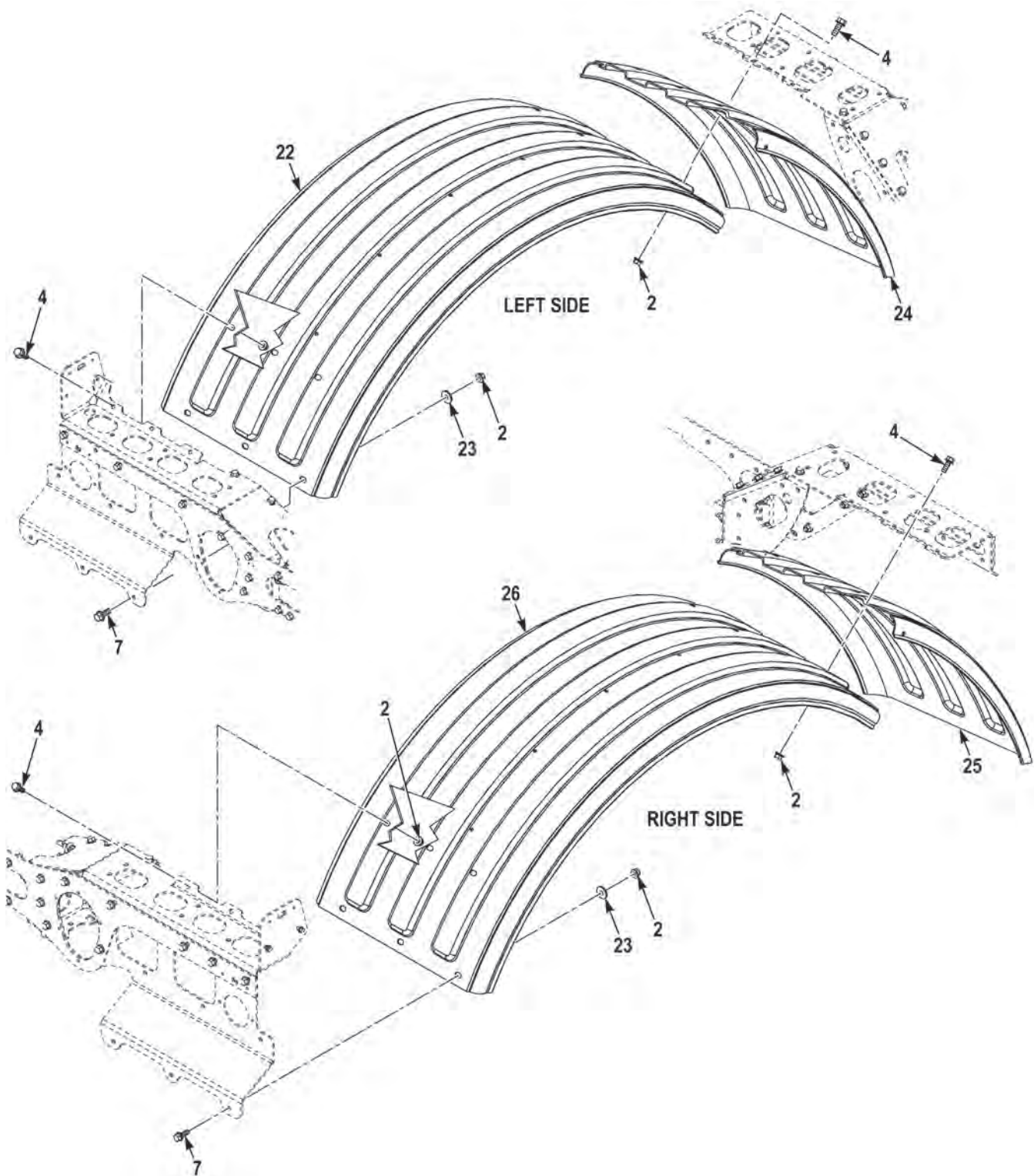


FIGURE 176 - CARGO FENDERS AND MOUNTING (M1240A1) (SHEET 7 OF 7)

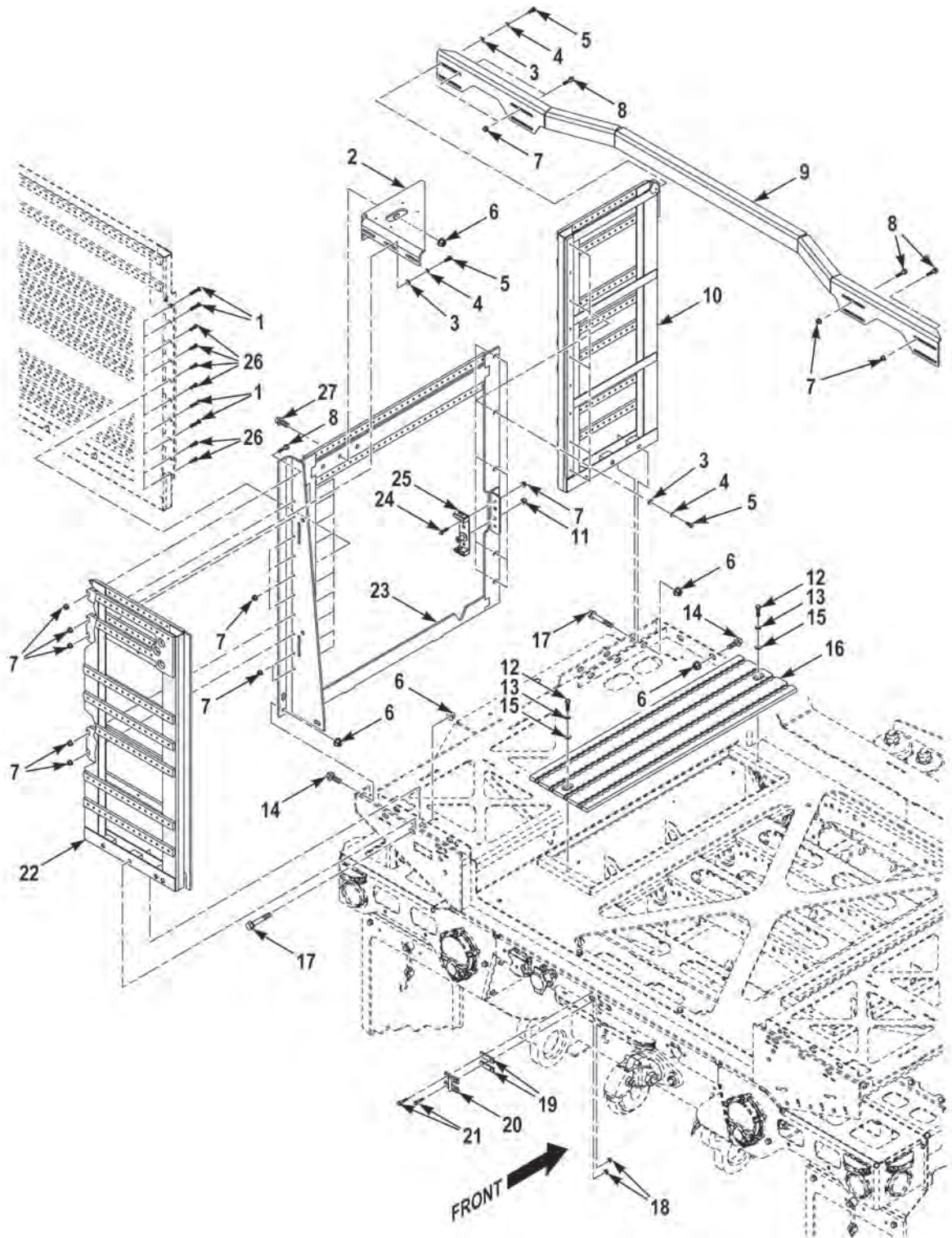
(1) FIG.	(2) ITEM	(3) PART NO.	(4) DESCRIPTION	(5) QTY.	(6) U/M
			GROUP 1810 CARGO BODY FIG. 176 CARGO FENDERS AND MOUNTING (M1240A1)		
176	1	3857702	PLATE,VEHICULAR COMPONENTS.....	1	EA
176	2	S075142	NUT,SELF-LOCKING,.38-16 G8 PO.....	130	EA
176	3	0142774	SCREW,CAP,HEX HEAD,.....	42	EA
176	4	0142772	SCREW,CAP,HEX HEAD,.38-16 X 1.00 G8 PO.....	74	EA
176	5	3857704	BRACKET,VEHICULAR COMPONENTS.....	1	EA
176	6	3857703	BRACKET,VEHICULAR COMPONENTS.....	1	EA
176	7	0142773	SCREW,CAP,HEX HEAD,3/8-16 X 1 1/4.....	18	EA
176	8	3175843-006	CHANNEL,NONMETALLIC,MAKE FROM CHANNEL P/N SF 845 (82654), 6 IN LG.....	1	EA
176	9	3839240	BRACKET,VEHICULAR COMPONENTS.....	1	EA
176	10	3857015	BRACKET,VEHICULAR COMPONENTS.....	1	EA
176	11	3857795	BRACKET,VEHICULAR COMPONENTS.....	4	EA
176	12	26947BX-013	MOLDING,QUICKEDGE,MAKE FROM CHANNEL P/N 75000317 (82654), 13 IN LG.....	4	EA
176	13	3857016	BRACKET,VEHICULAR COMPONENTS.....	1	EA
176	14	3857747	PLATE,VEHICULAR COMPONENTS.....	1	EA
176	15	3826233	BRACKET,VEHICULAR COMPONENTS.....	1	EA
176	16	3857749	BRACKET,VEHICULAR COMPONENTS.....	1	EA
176	17	3857748	BRACKET,VEHICULAR COMPONENTS.....	1	EA
176	18	142776	SCREW,CAP,HEX HEAD,3/8-16 X 2.....	4	EA
176	19	3857705	BRACKET,VEHICULAR COMPONENTS.....	1	EA
176	20	3175843-011	CHANNEL,NONMETALLIC,MAKE FROM CHANNEL P/N SF 845 (82654), 11 IN LG.....	1	EA
176	21	3857750	BRACKET,VEHICULAR COMPONENTS.....	1	EA
176	22	3887422	FENDER,VEHICULAR,LH.....	1	EA
176	23	3329830	WASHER,FLAT,.41 X 1.13 X .13 DA.....	6	EA
176	24	3907847	VEHICULAR FENDER,RR,LH.....	1	EA
176	25	3907846	VEHICULAR FENDER,RR,RH.....	1	EA
176	26	3887423	FENDER,VEHICULAR,RH.....	1	EA

END OF FIGURE





**FIELD AND SUSTAINMENT MAINTENANCE  
CARGO BODY (M1245)**



**FIGURE 177 - CARGO BODY (M1245) (SHEET 1 OF 2)**

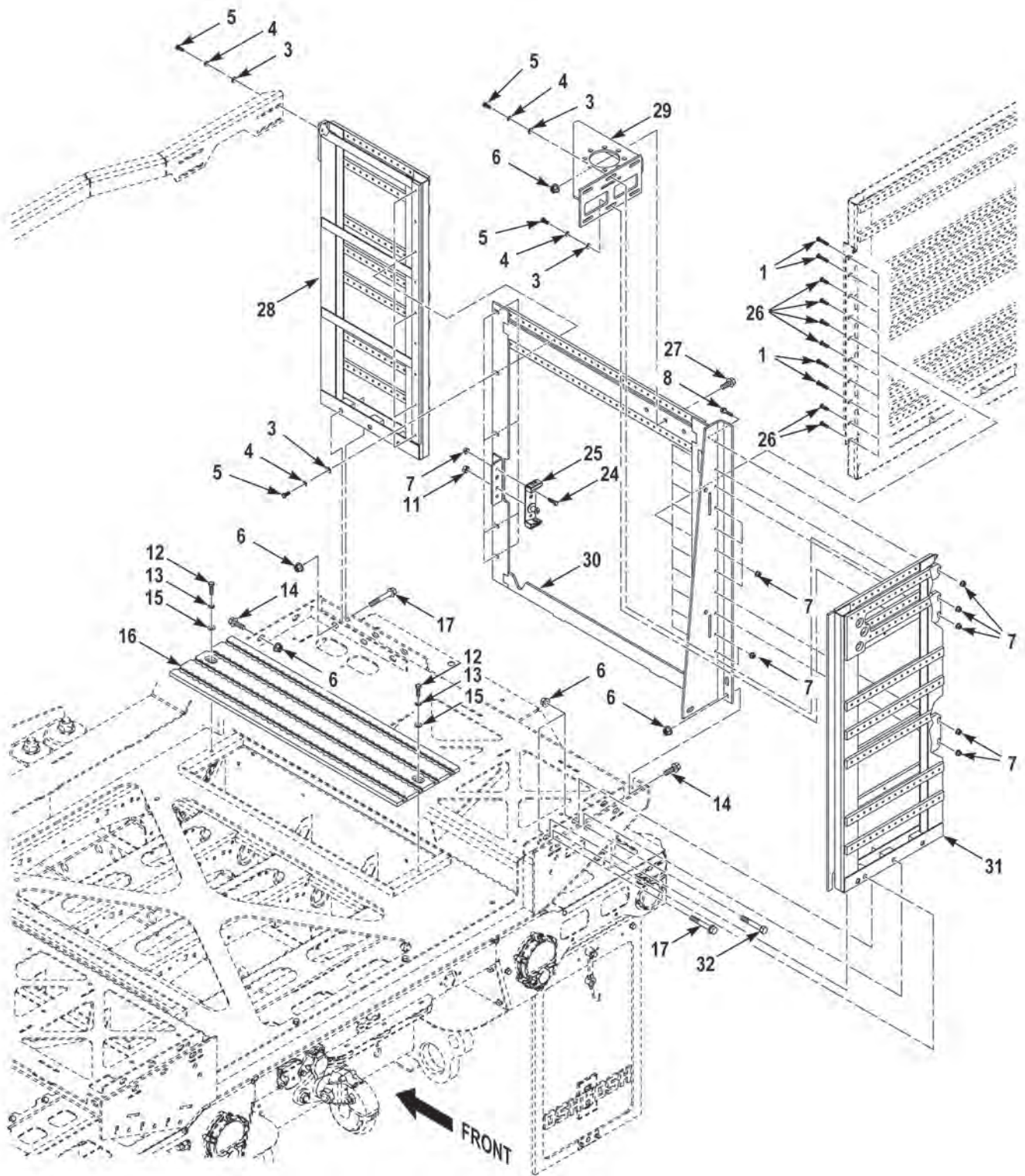


FIGURE 177 - CARGO BODY (M1245) (SHEET 2 OF 2)

(1) FIG.	(2) ITEM	(3) PART NO.	(4) DESCRIPTION	(5) QTY.	(6) U/M
			GROUP 1810 CARGO BODY		
			FIG. 177 CARGO BODY (M1245)		
177	1	3368775	SCREW,CAP,SOC HEAD,.31-18 X 1.50 G5 DA. . . . .	8	EA
177	2	3898074	BRACKET,VEHICULAR . . . . .	1	EA
177	3	3273186	WASHER,FLAT,.34 X .69 X .07 G5 DA. . . . .	23	EA
177	4	3273029	WASHER,LOCK,.31 X .59 X .08 IN THK . . . . .	23	EA
177	5	3384716	SCREW,CAP,HEX HEAD,.31-18 X .75 G8 DA. . . . .	23	EA
177	6	3266310	NUT,SELF-LOCKING,.50-13 G8 DA. . . . .	26	EA
177	7	3266308	NUT,SELF-LOCKING,.31-18 G8 DA. . . . .	32	EA
177	8	3274543	SCREW,CAP,HEX HEAD,.31-18 X 1.25 G8 DA. . . . .	10	EA
177	9	3892578	BRACKET,VEHICULAR . . . . .	1	EA
177	10	3892533	PANEL ASSEMBLY . . . . .	1	EA
177	11	3274699	NUT,PLAIN,HEXAGON,.44-14 G8 PO . . . . .	2	EA
177	12	3268943	SCREW,CAP,HEX HEAD,.38-16 X 1.25 G5 DA. . . . .	4	EA
177	13	3268945	WASHER,LOCK,.38 X .68 X .06 IN THK . . . . .	4	EA
177	14	3442484	SCREW,CAP,HEX HEAD,.50-13 X 1.50 G8 DA. . . . .	8	EA
177	15	3436668	WASHER,FLAT,.38 X .81 X .07 IN THK . . . . .	4	EA
177	16	3890636	COVER,ACCESS . . . . .	2	EA
177	17	3301199	SCREW,FLANGE,HEX,.50-13 X 3.25 G8 DA. . . . .	11	EA
177	18	3266307	NUT,SELF-LOCKING,.25-20 G8 DA. . . . .	4	EA
177	19	3902683	PLATE,SPACER . . . . .	2	EA
177	20	3902545	LATCH,DOOR. . . . .	1	EA
177	21	3266313	SCREW,CAP,HEX HEAD,.25-20 X 1.25 G8 DA. . . . .	4	EA
177	22	3902560	PANEL ASSEMBLY . . . . .	1	EA
177	23	3907852	DOOR FRAME,LH . . . . .	1	EA
177	24	3273185	SCREW,CAP,HEX HEAD,.31-18 X 1.00 G5 DA. . . . .	2	EA
177	25	D-400-53U-23	DOVETAIL,JAM ASSY . . . . .	2	EA
177	26	3692332	SCREW,CAP,SOC HEAD,.31-18 X 1.00 G5 DA. . . . .	12	EA
177	27	3273024	SCREW,CAP,HEX HEAD,.50-13X1.25 G8 DA. . . . .	6	EA
177	28	3892534	PANEL ASSEMBLY . . . . .	1	EA
177	29	3898070	BRACKET,VEHICULAR . . . . .	1	EA
177	30	3907851	DOOR FRAME,RH . . . . .	1	EA
177	31	3902561	PANEL ASSEMBLY . . . . .	1	EA
177	32	H5Z 050 0325 13	SCREW,CAP,HEX HEAD,.50-13 X 3.25 G5 ZY . . . . .	1	EA

END OF FIGURE

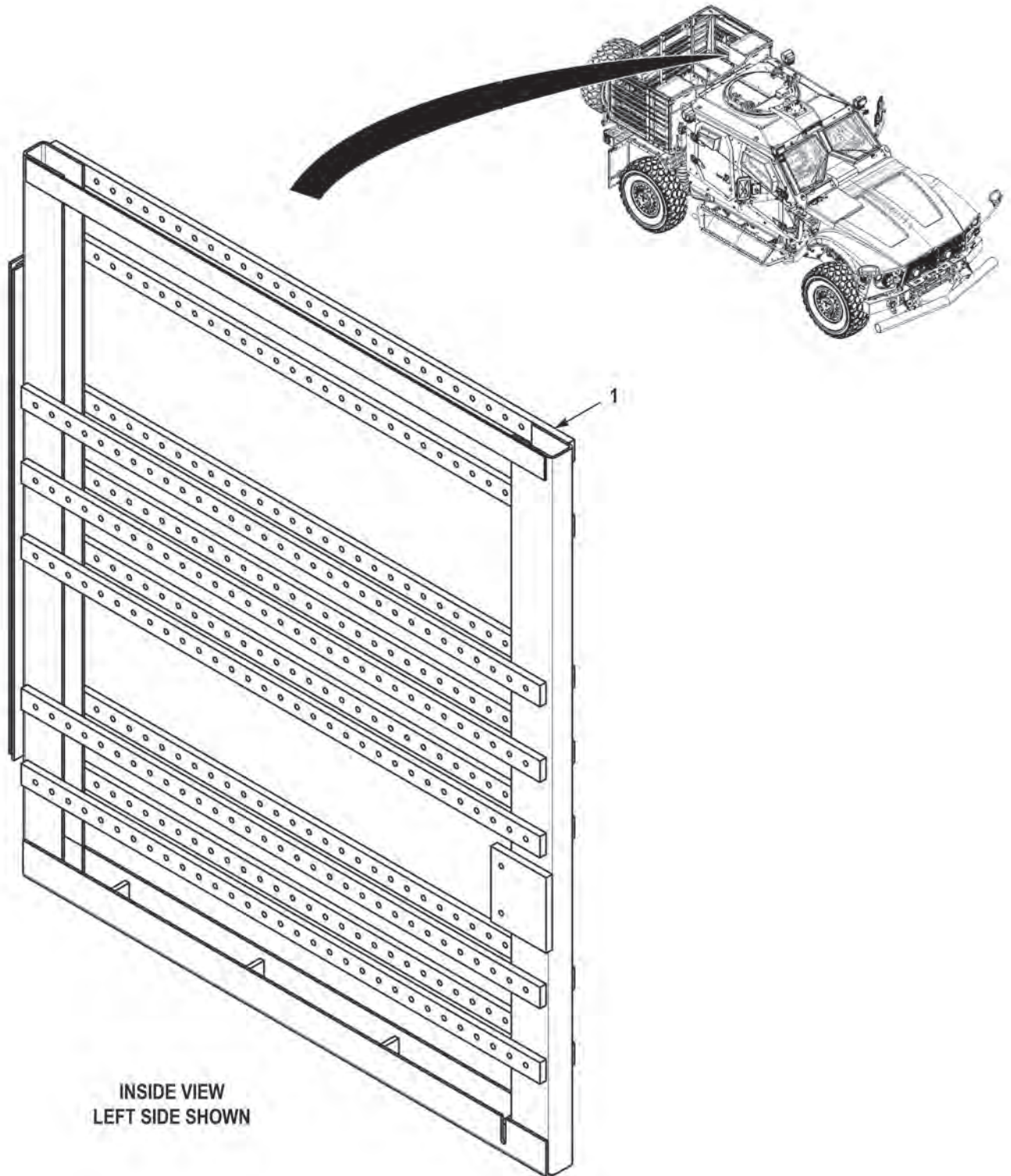




---

**FIELD AND SUSTAINMENT MAINTENANCE  
LEFT CARGO DOOR ASSEMBLY (M1245)**

---



INSIDE VIEW  
LEFT SIDE SHOWN

**FIGURE 178 - LEFT CARGO DOOR ASSEMBLY (M1245) (SHEET 1 OF 2)**

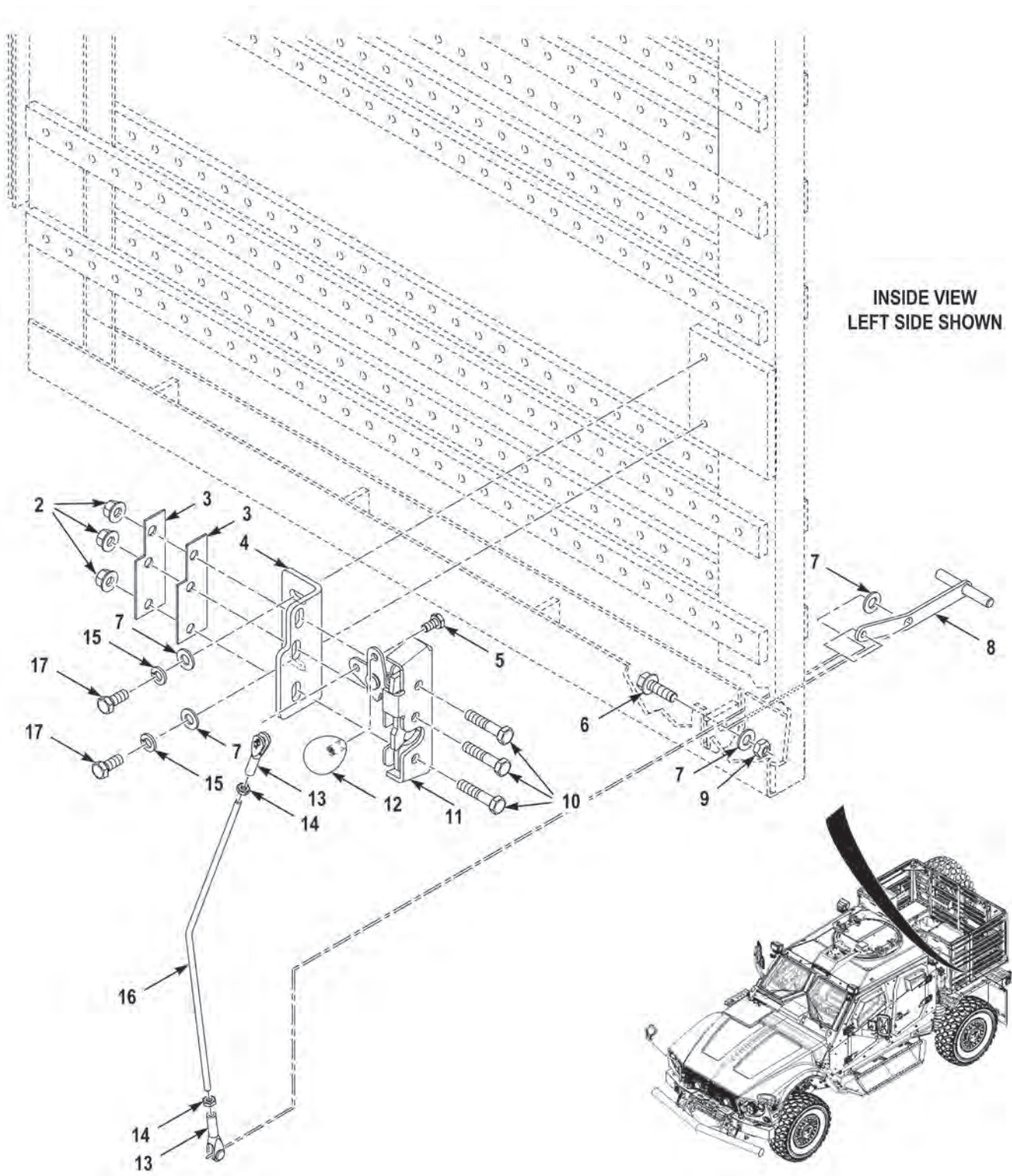


FIGURE 178 - LEFT CARGO DOOR ASSEMBLY (M1245) (SHEET 2 OF 2)

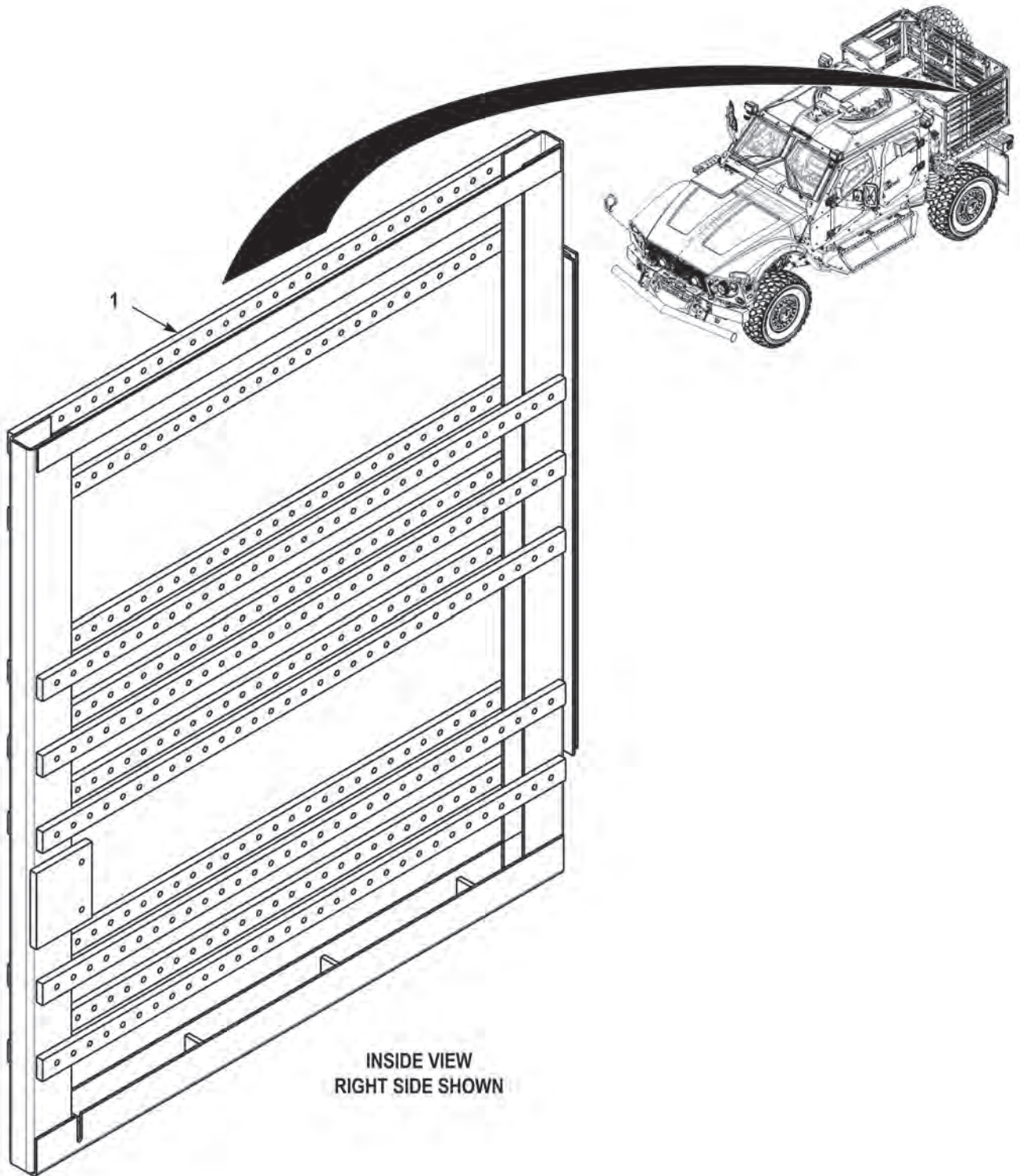
(1) FIG.	(2) ITEM	(3) PART NO.	(4) DESCRIPTION	(5) QTY.	(6) U/M
			GROUP 1810 CARGO BODY FIG. 178 LEFT CARGO ASSEMBLY (M1245)		
178	1	3897821	DOOR FRAME,LH . . . . .	1	EA
178	2	3266308	NUT,SELF-LOCKING,.31-18 G8 DA . . . . .	3	EA
178	3	1334130	SPACER,PLATE . . . . .	2	EA
178	4	3894295	BRACKET,VEHICULAR . . . . .	1	EA
178	5	3347513	SCREW,CAP,HEX HEAD,.25-20 X .50 . . . . .	1	EA
178	6	3266316	SCREW,CAP,HEX HEAD,.31-18 X 1.00 G8 DA . . . . .	1	EA
178	7	3273186	WASHER,FLAT,.34 X .69 X .065 IN THK . . . . .	4	EA
178	8	3909424	ARM,LEVER . . . . .	1	EA
178	9	3384715	NUT,SELF-LOCKING,.31-18 G8 DA . . . . .	1	EA
178	10	3273027	SCREW,CAP,HEX HEAD,.31-18 X 1.50 . . . . .	3	EA
178	11	9D-400-R-23	LATCH,DOOR . . . . .	1	EA
178	12	6050K13	KNOB . . . . .	1	EA
178	13	AN665-21R	CLEVIS,ROD END . . . . .	2	EA
178	14	1369HX1	NUT,PLAIN,HEXAGON,#10-32 G2 ZY . . . . .	2	EA
178	15	3273029	WASHER,LOCK,.31 X .59 X .08 IN THK . . . . .	2	EA
178	16	3897891	ROD,MACHINE THREAD . . . . .	1	EA
178	17	3384716	SCREW,CAP,HEX HEAD,.31-18 X .75 G8 DA . . . . .	2	EA

END OF FIGURE





**FIELD AND SUSTAINMENT MAINTENANCE  
RIGHT CARGO DOOR ASSEMBLY (M1245)**



**FIGURE 179 - RIGHT CARGO DOOR ASSEMBLY (M1245) (SHEET 1 OF 2)**

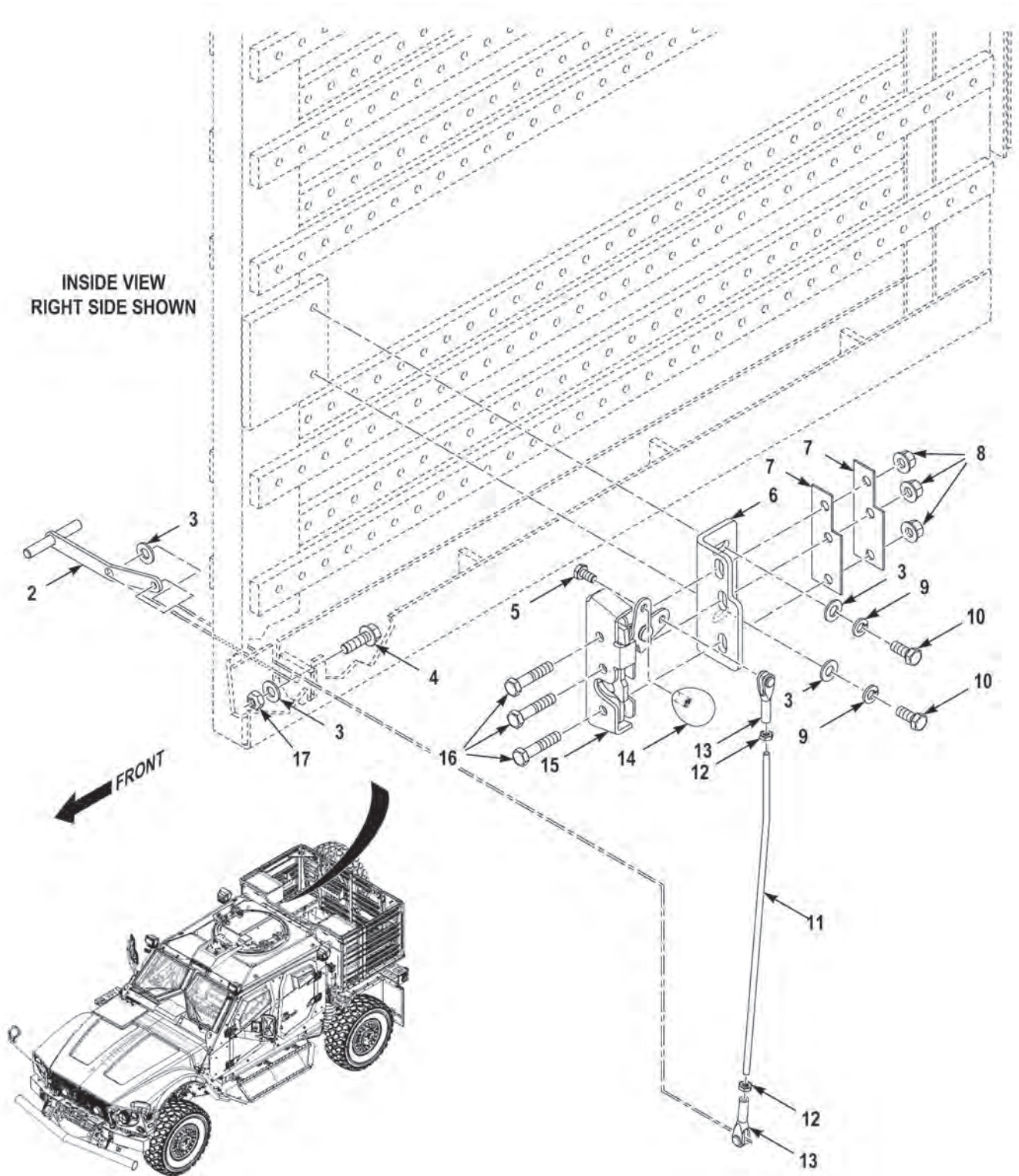


FIGURE 179 - RIGHT CARGO DOOR ASSEMBLY (M1245) (SHEET 2 OF 2)

(1) FIG.	(2) ITEM	(3) PART NO.	(4) DESCRIPTION	(5) QTY.	(6) U/M
			GROUP 1810 CARGO BODY		
			FIG. 179 RIGHT CARGO DOOR ASSEMBLY (M1245)		
179	1	3894290	DOOR FRAME,RH . . . . .	1	EA
179	2	3909424	ARM,LEVER . . . . .	1	EA
179	3	3273186	WASHER,FLAT,.34 X .69 X .065 IN THK . . . . .	4	EA
179	4	3266316	SCREW,CAP,HEX HEAD,.31-18 X 1.00 G8 DA . . . . .	1	EA
179	5	3347513	SCREW,CAP,HEX HEAD,.25-20 X .50 . . . . .	1	EA
179	6	3895770	BRACKET,VEHICULAR . . . . .	1	EA
179	7	1334130	SPACER,PLATE . . . . .	2	EA
179	8	3266308	NUT,SELF-LOCKING,.31-18 G8 DA . . . . .	3	EA
179	9	3273029	WASHER,LOCK,.31 X .59 X .08 IN THK . . . . .	2	EA
179	10	3384716	SCREW,CAP,HEX HEAD,.31-18 X .75 G8 DA . . . . .	2	EA
179	11	3896565	ROD,MACHINE THREAD . . . . .	1	EA
179	12	1369HX1	NUT,PLAIN,HEXAGON,#10-32 G2 ZY . . . . .	2	EA
179	13	AN665-21R	CLEVIS,ROD END . . . . .	2	EA
179	14	6050K13	KNOB . . . . .	1	EA
179	15	9D-400-L-23	LATCH,DOOR . . . . .	1	EA
179	16	3273027	SCREW,CAP,HEX HEAD,.31-18 X 1.50 . . . . .	3	EA
179	17	3384715	NUT,SELF-LOCKING,.31-18 G8 DA . . . . .	1	EA

END OF FIGURE



---

**FIELD AND SUSTAINMENT MAINTENANCE  
LEFT CARGO DOOR ASSEMBLY (M1245)**

---



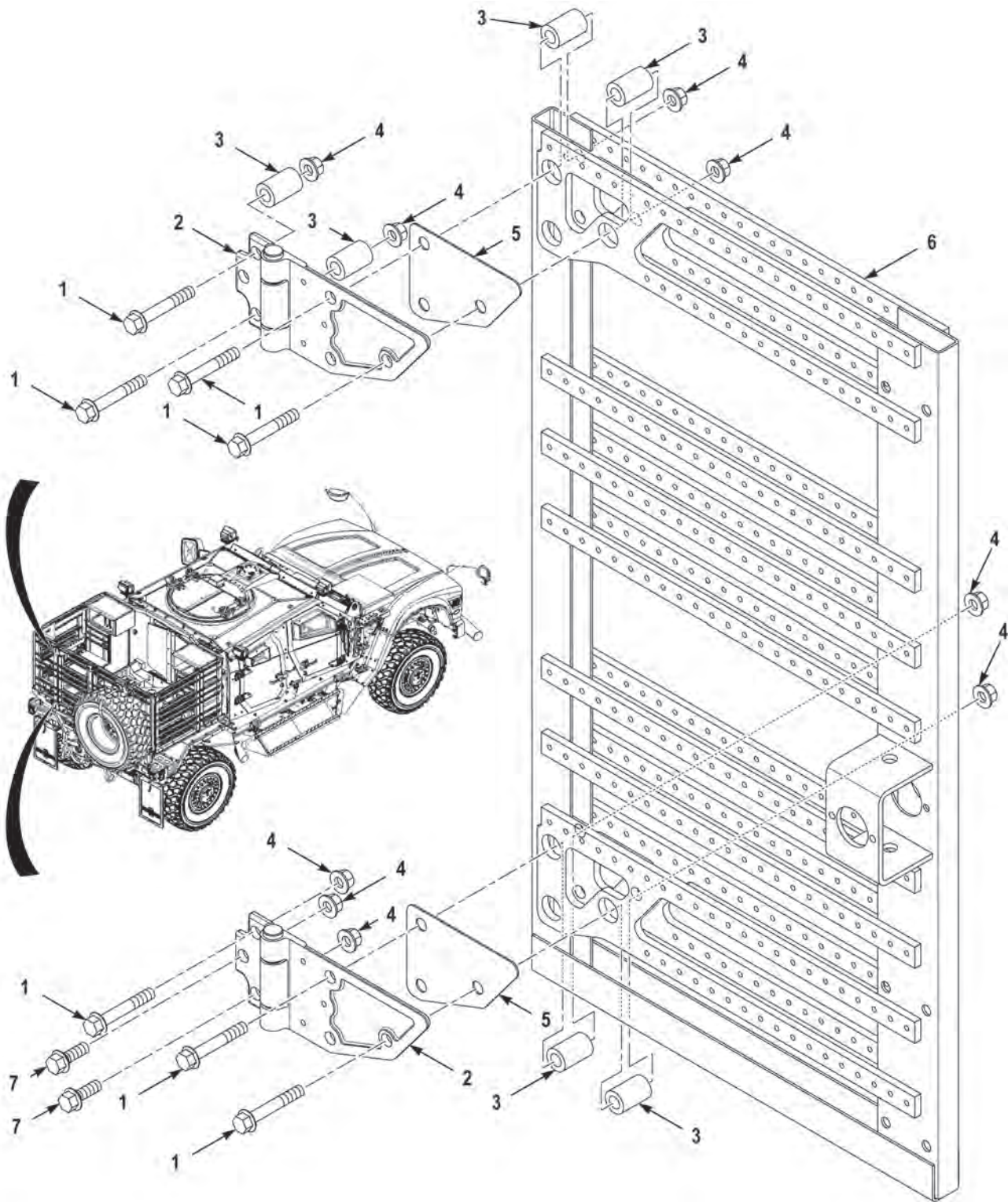


FIGURE 180 - LEFT REAR CARGO DOOR ASSEMBLY (M1245) (SHEET 1 OF 3)

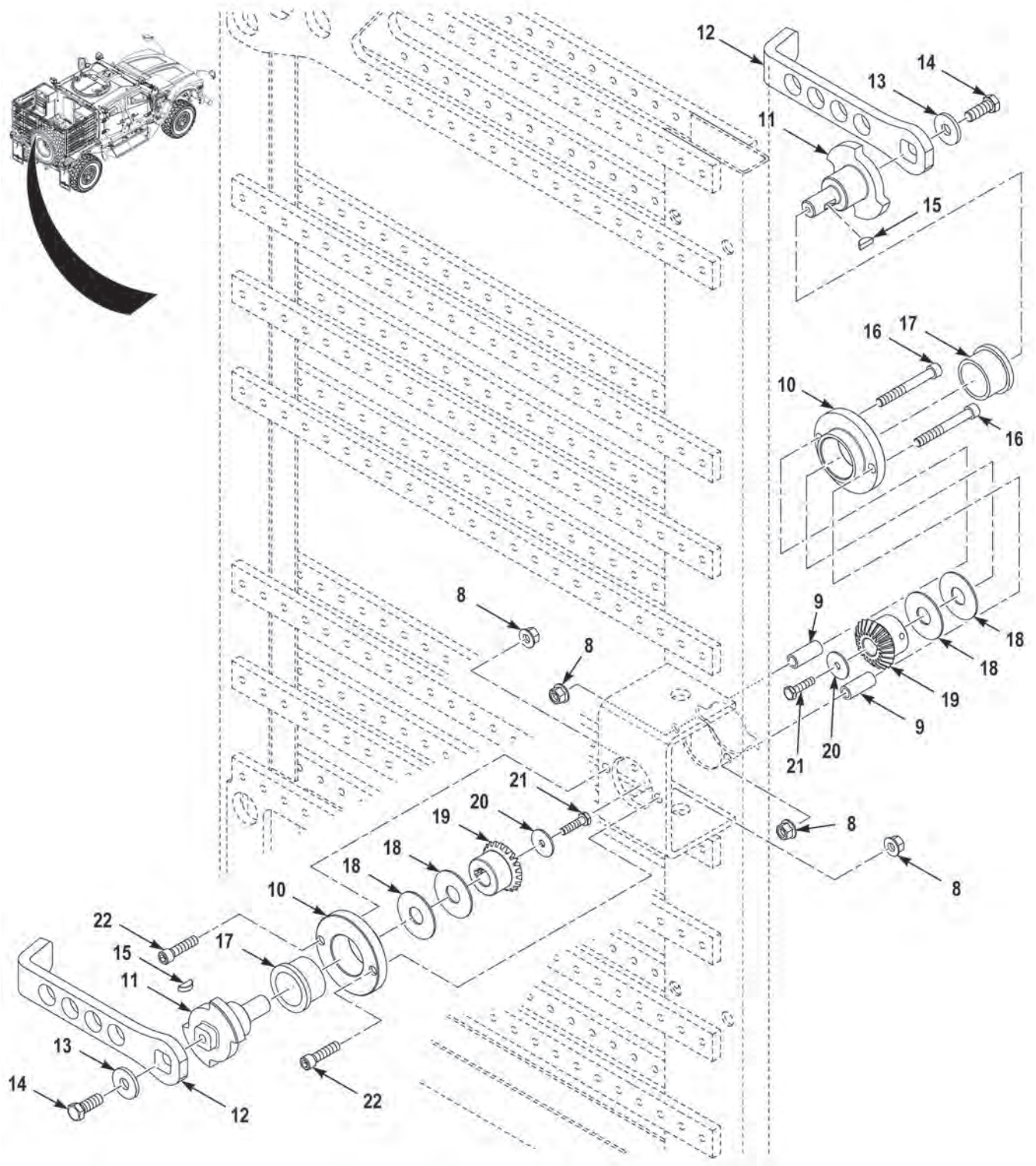


FIGURE 180 - LEFT REAR CARGO DOOR ASSEMBLY (M1245) (SHEET 2 OF 3)



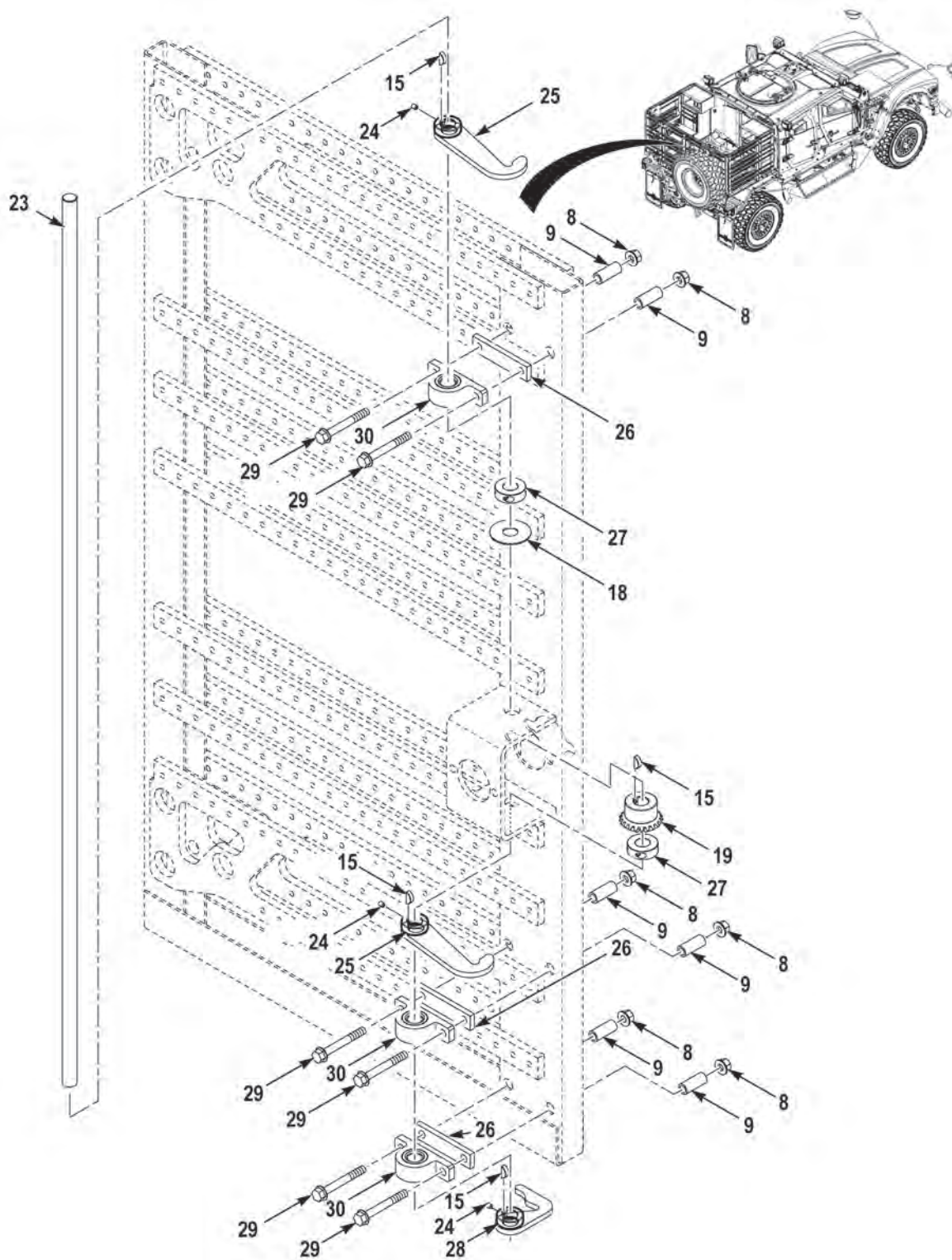


FIGURE 180 - LEFT REAR CARGO DOOR ASSEMBLY (M1245) (SHEET 3 OF 3)



(1) FIG.	(2) ITEM	(3) PART NO.	(4) DESCRIPTION	(5) QTY.	(6) U/M
			GROUP 1810 CARGO BODY		
			FIG. 180 LEFT REAR CARGO DOOR ASSEMBLY (M1245)		
180	1	124129A	SCREW,CAP,HEX HEAD,.50-13 X 3.25 G8 PO . . . . .	10	EA
180	2	3908565	HINGE,DOOR . . . . .	2	EA
180	3	3902562	BUSHING,SLEEVE . . . . .	9	EA
180	4	110310A	NUT,SELF-LOCKING,.50-13 G8 PO . . . . .	12	EA
180	5	3901937	SPACER,PLATE . . . . .	2	EA
180	6	3902558	DOOR FRAME,LH,REAR . . . . .	1	EA
180	7	115293A	SCREW,CAP,HEX HEAD,.50-13 X 1.50 G8 PO . . . . .	2	EA
180	8	3436679	NUT,PLAIN,EXTENDED,.31-18 G5 DC . . . . .	10	EA
180	9	3903361	SPACER,SLEEVE . . . . .	8	EA
180	10	3901933	COLLAR,BUSHING . . . . .	2	EA
180	11	3901935	SHAFT,HANDLE . . . . .	2	EA
180	12	0312107132-00	HANDLE . . . . .	2	EA
180	13	3329830	WASHER,FLAT,.41 X 1.13 X .13 DA . . . . .	2	EA
180	14	3418755	SCREW,CAP,HEX HEAD,.38-16 X 1.00 G8 DA . . . . .	2	EA
180	15	3903314	KEY,WOODRUFF . . . . .	6	EA
180	16	23263	SCREW,CAP,SOC HEAD,.31-18 X 2.50 G8 DA . . . . .	2	EA
180	17	6338K441	BUSHING,SLEEVE . . . . .	2	EA
180	18	3902444	SHIM . . . . .	5	EA
180	19	6843K15	GEAR,SPUR . . . . .	3	EA
180	20	71212	WASHER,FLAT,.25 X 1.00 X .06 SS . . . . .	2	EA
180	21	95005	SCREW,CAP,HEX HEAD,.25-20 X 1.00 G5 ZY . . . . .	2	EA
180	22	92196A585	SCREW,CAP,SOC HEAD,.31-18 X 1.25 IS DA . . . . .	2	EA
180	23	3902294	SHAFT,DOOR LATCH . . . . .	1	EA
180	24	25216	SETSCREW,#10-24 X .25 NS PO . . . . .	3	EA
180	25	3902494	LEVER . . . . .	2	EA
180	26	3902549	SPACER,PLATE . . . . .	3	EA
180	27	6436K15	CLAMP,COLLAR . . . . .	2	EA
180	28	3903962	LEVER . . . . .	1	EA
180	29	3271643	SCREW,CAP,HEX HEAD,.31-18 X 2.50 G5 DA . . . . .	6	EA
180	30	5912K6	BEARING,SLEEVE . . . . .	3	EA

END OF FIGURE



---

**FIELD AND SUSTAINMENT MAINTENANCE  
RIGHT REAR CARGO DOOR ASSEMBLY (M1245)**

---

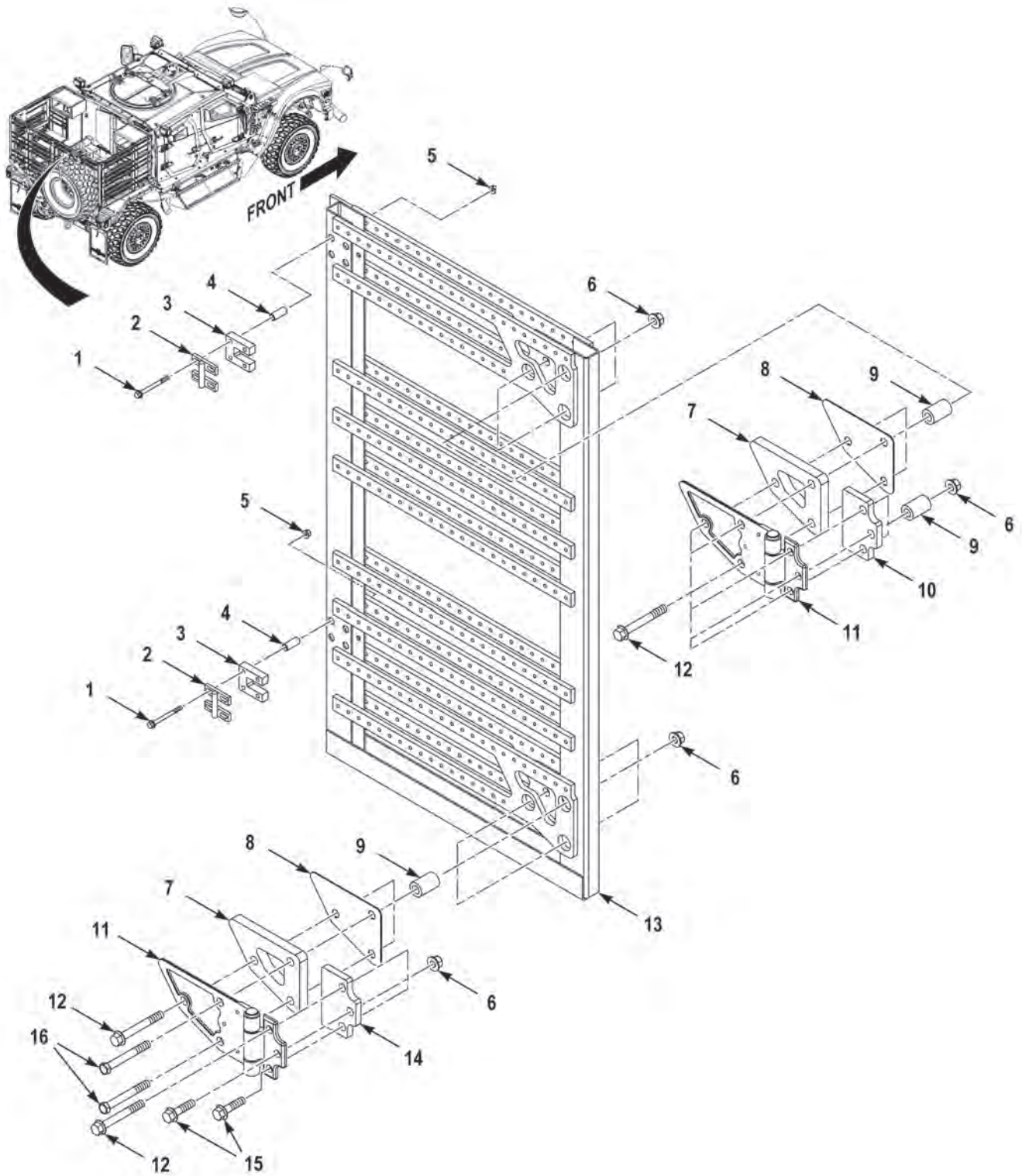


FIGURE 181 - RIGHT REAR CARGO DOOR ASSEMBLY (M1245)

(1) FIG.	(2) ITEM	(3) PART NO.	(4) DESCRIPTION	(5) QTY.	(6) U/M
			GROUP 1810 CARGO BODY		
			FIG. 181 RIGHT REAR CARGO DOOR ASSEMBLY (M1245)		
181	1	3483847	SCREW,HEX FLANGE, .25-20 X 2.75 G8 DA. . . . .	8	EA
181	2	3902545	LATCH,DOOR. . . . .	2	EA
181	3	3902548	SPACER,PLATE . . . . .	2	EA
181	4	3903361	SPACER,SLEEVE. . . . .	8	EA
181	5	3266307	NUT,SELF-LOCKING,.25-20 G8 DA. . . . .	8	EA
181	6	110310A	NUT,SELF-LOCKING,.50-13 G8 PO. . . . .	12	EA
181	7	3901938	SPACER,PLATE . . . . .	2	EA
181	8	3901937	SPACER,PLATE . . . . .	2	EA
181	9	3902562	BUSHING,SLEEVE . . . . .	9	EA
181	10	3901939	SPACER,PLATE . . . . .	1	EA
181	11	3908566	HINGE,DOOR. . . . .	2	EA
181	12	121683A	SCREW,CAP,HEX HEAD,.50-13 X 4.00 G8 PO. . . . .	8	EA
181	13	3902559	DOOR,REAR,RH . . . . .	1	EA
181	14	3902089	SPACER,PLATE . . . . .	1	EA
181	15	128131A	SCREW,CAP,HEX HEAD,.50-13 X 2.00 G8 PO. . . . .	2	EA
181	16	LE812134	SCREW,CAP,HEX HEAD,.50-13 X 4.00 G8 PO. . . . .	2	EA

END OF FIGURE



---

**FIELD AND SUSTAINMENT MAINTENANCE  
GUNNER PLATFORM ASSEMBLY (M1240A1)**

---

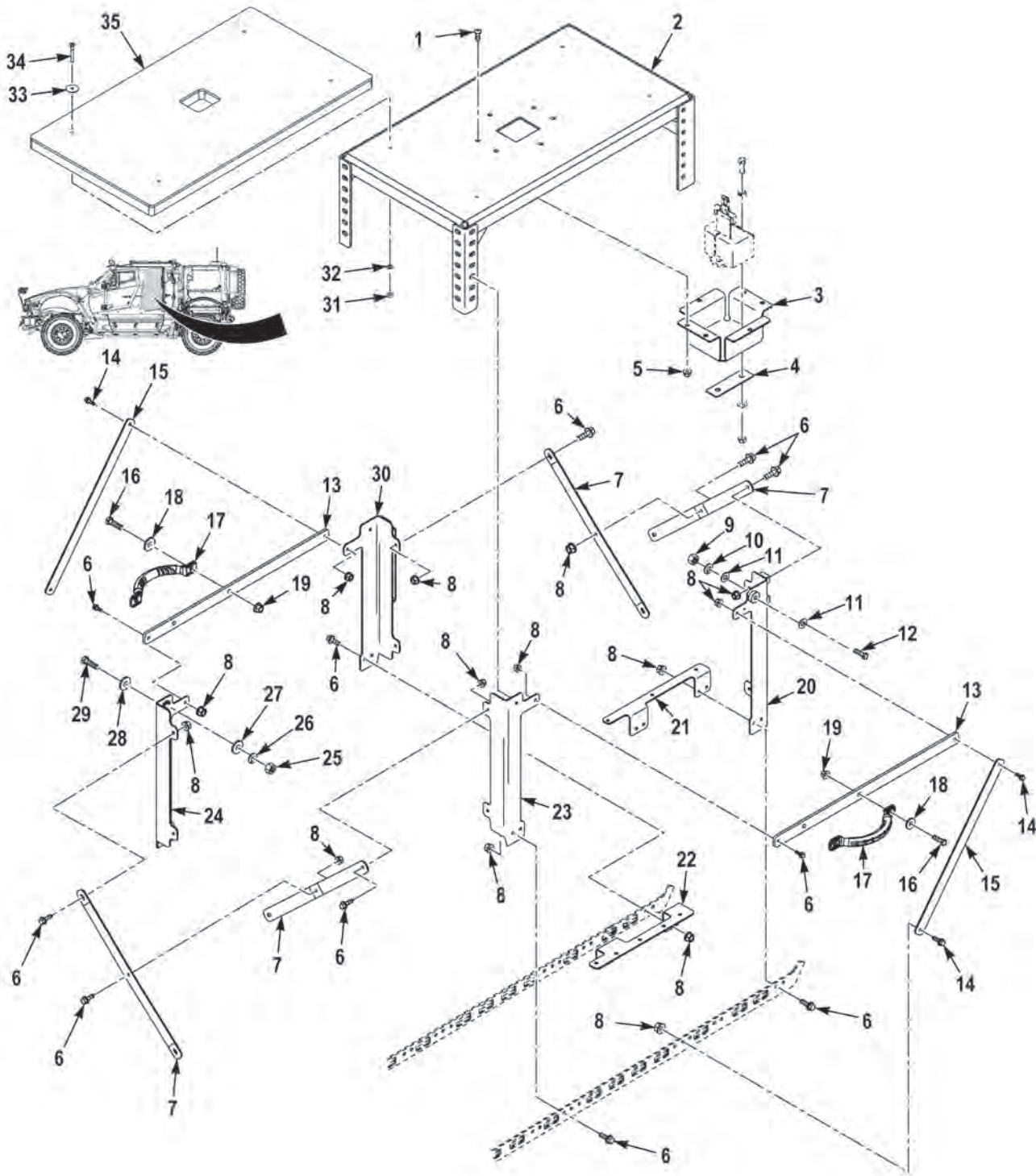


FIGURE 182 - GUNNER PLATFORM ASSEMBLY (M1240A1)



(1) FIG.	(2) ITEM	(3) PART NO.	(4) DESCRIPTION	(5) QTY.	(6) U/M
			GROUP 1901 TURRET PLATFORM FIG. 182 GUNNER PLATFORM ASSEMBLY (M1240A1)		
182	1	3268981	SCREW,CAP,SOCKET,.38-16 X 1.00 G5 DA . . . . .	6	EA
182	2	3978489	BRACKET,MOUNTING,PLATFORM,ADJUSTABLE . . . . .	1	EA
182	3	3824662	BRACKET,RESTRAINT,RESTRAINT . . . . .	1	EA
182	4	3842062	PLATE,RETAINING,BELT,RETAINING . . . . .	1	EA
182	5	3863140	NUT,SELF-LOCKING,.38-16 G5 ZC . . . . .	6	EA
182	6	110961	SCREW,CAP,HEX HEAD,.25-20 X .75 G5 ZY . . . . .	24	EA
182	7	3842058	CROSSBRACE,CROSSBRACE . . . . .	4	EA
182	8	0192408	NUT,SELF-LOCKING,.25-20 G5 ZY . . . . .	28	EA
182	9	244095	NUT,PLAIN,HEXAGON,.31-18 G5 ZY . . . . .	1	EA
182	10	1263-3304-0	WASHER,LOCK,.31 X .59 X .08 ZY . . . . .	1	EA
182	11	MS27183-12	WASHER,FLAT,.31 X .59 X .08 ZY . . . . .	2	EA
182	12	1848HX1	SCREW,CAP,HEX HEAD,.31-18 X 1.50 G5 ZY . . . . .	1	EA
182	13	3842057	BRACE,LATERAL,LATERAL . . . . .	2	EA
182	14	0110960	SCREW,CAP,HEX HEAD,.25-20 X 1.00 G5 ZY . . . . .	4	EA
182	15	3842055	CROSSBRACE,CROSSBRACE . . . . .	2	EA
182	16	3268943	SCREW,CAP,HEX HEAD,.38-16 X 1.25 G5 DA . . . . .	4	EA
182	17	2061-1	HANDLE,RECESS, . . . . .	2	EA
182	18	3329830	WASHER,FLAT,.41 X 1.13 X .13 DA . . . . .	4	EA
182	19	10823-00817	NUT,SELF-LOCKING,ASSEMBLED WASHER, 3/8 -16 . . . . .	4	EA
182	20	3868946	SUPPORT LEG,RR,LT . . . . .	1	EA
182	21	3844225	BRACKET,LH . . . . .	1	EA
182	22	3844226	BRACKET,RH . . . . .	1	EA
182	23	3978541	BRACKET,MOUNTING,FR,LT . . . . .	1	EA
182	24	3978540	BRACKET,MOUNTING,FR,RT . . . . .	1	EA
182	25	95862	NUT,PLAIN,HEXAGON,.38-16 G5 ZY . . . . .	3	EA
182	26	0123496	WASHER,LOCK,.38 X .68 X .09 ZY H . . . . .	3	EA
182	27	96056	WASHER,FLAT,.38 X .81 X .07 ZY . . . . .	3	EA
182	28	10892331	WASHER,FLAT,.38 X 1.25 X .12 ZY . . . . .	3	EA
182	29	MS51105-367	SCREW,CAP,HEX HEAD,.38-16 X 2.75 G5 ZY . . . . .	3	EA
182	30	3978539	BRACKET,MOUNTING,RR,RT . . . . .	1	EA
182	31	95860	NUT,PLAIN,HEXAGON,.25-20 G5 ZY . . . . .	4	EA
182	32	2252HX	WASHER,LOCK,.25 X .51 X .03 . . . . .	4	EA
182	33	2302HX	WASHER,FLAT,.25 X 1.25 X .06 . . . . .	4	EA

---

(1) FIG.	(2) ITEM	(3) PART NO.	(4) DESCRIPTION	(5) QTY.	(6) U/M
182	34	2099160	SCREW,MACHINE, .25-20 X 2.00 G2 . . . . .	4	EA
182	35	231260	MAT,FLOOR,GUNNER PLATFORM . . . . .	1	EA

END OF FIGURE

---

**FIELD AND SUSTAINMENT MAINTENANCE  
M1114 WEAPON MOUNT ASSEMBLY (M1240)**

---

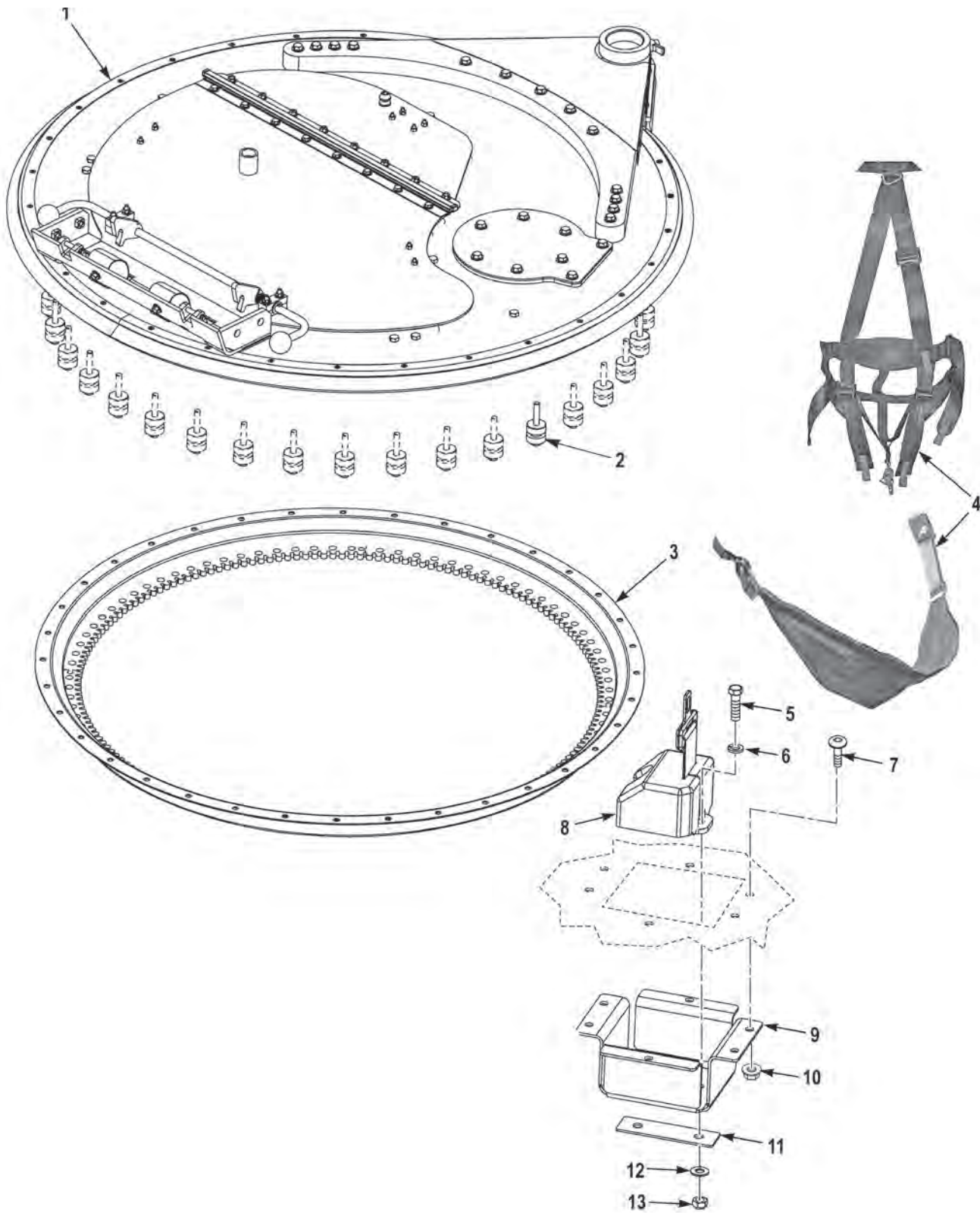


FIGURE 183 - M1114 WEAPON MOUNT ASSEMBLY (M1240)

(1) FIG.	(2) ITEM	(3) PART NO.	(4) DESCRIPTION	(5) QTY.	(6) U/M
			GROUP 1903 TURRET ASSEMBLY FIG. 183 M1114 WEAPON MOUNT ASSEMBLY (M1240)		
183	1	3690820	WEAPON STATION . . . . .	1	EA
183	2	3834892	HARDWARE KIT, GUN TURRET . . . . .	1	EA
183	3	3834891	PLATE ASSY, GEAR RING, TAN . . . . .	1	EA
183	4	3815269	SAFETY DEVICE, PERSONEL SECURITY . . . . .	1	EA
183	5	3803524	SCREW, FLANGED, HEX, .44 - 14 X 1.75 . . . . .	2	EA
183	6	3436673	WASHER, LOCK, SPLIT, .44 X .78 X .11 . . . . .	2	EA
183	7	3268981	SCREW, BUTTON, SOCKET .38-16 X 1.00 . . . . .	6	EA
183	8	3814331	KIT, LOWER RETRACTOR . . . . .	1	EA
183	9	3824662	BRACKET, GUNNER RESTRAINT . . . . .	1	EA
183	10	3436680	NUT, SELF-LOCKING, HEXAGON, .38-16 . . . . .	6	EA
183	11	3842602	PLATE, BELT, RETAINING . . . . .	1	EA
183	12	317BX	WASHER, FLAT, .44 X .92 X .07 . . . . .	2	EA
183	13	3685215	NUT, SELF-LOCKING, HEXAGON, .44-14 . . . . .	2	EA

END OF FIGURE



---

**FIELD AND SUSTAINMENT MAINTENANCE  
TURRET ASSEMBLY (M1240A1)**

---

- 1 — 2 THROUGH 8
- 5 — 6 THROUGH 8

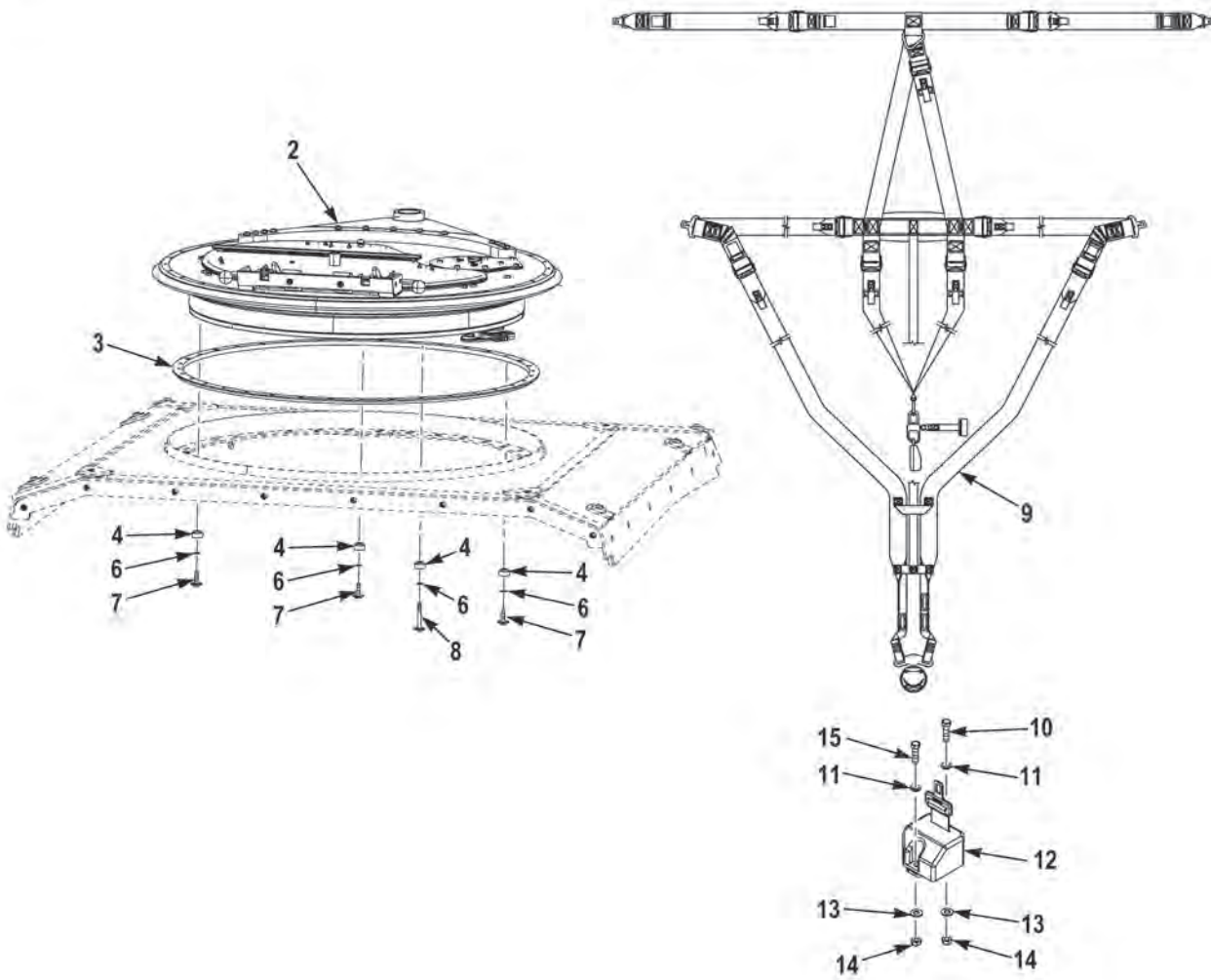


FIGURE 184 - TURRET ASSEMBLY (M1240A1)

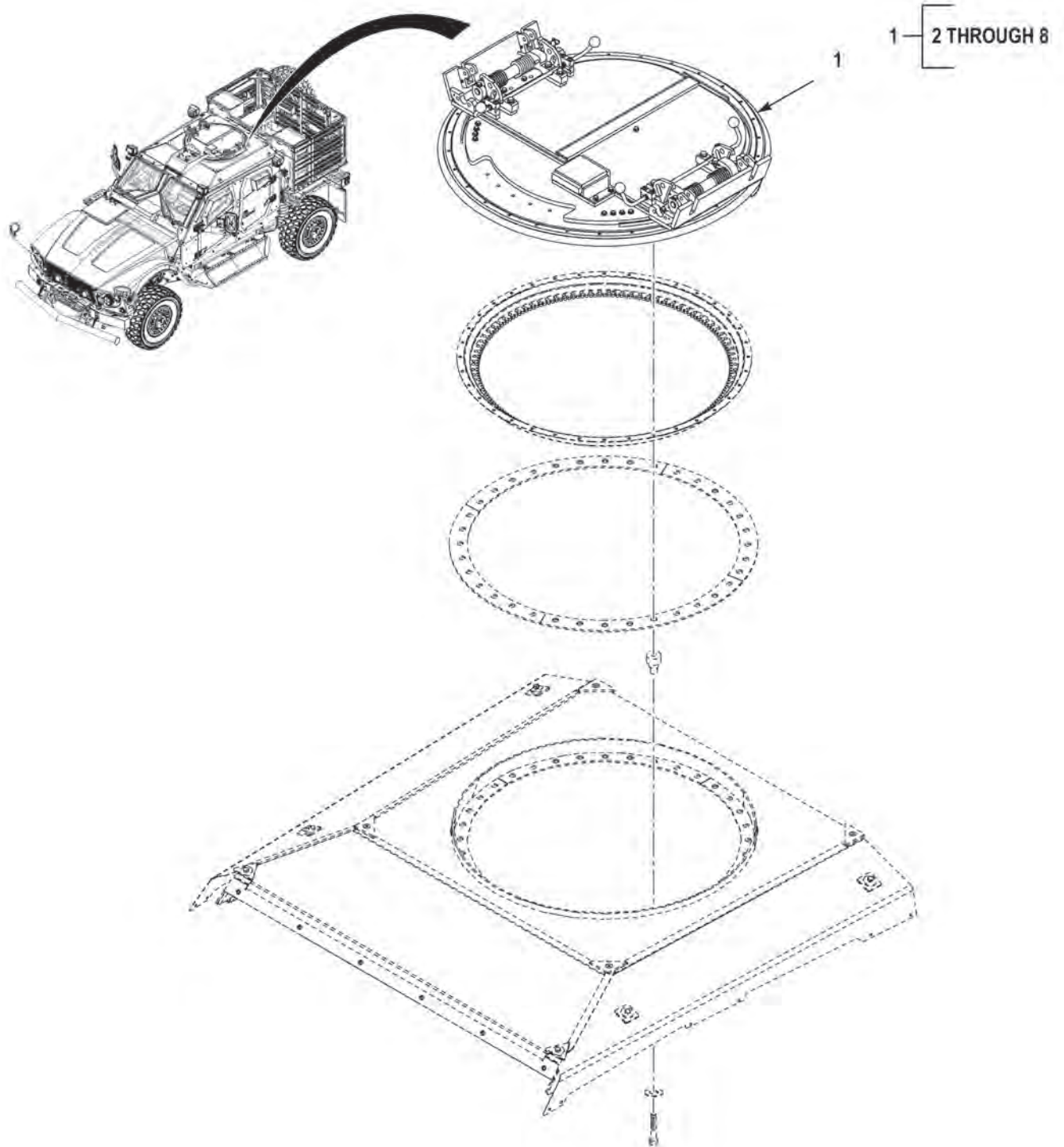


(1) FIG.	(2) ITEM	(3) PART NO.	(4) DESCRIPTION	(5) QTY.	(6) U/M
			GROUP 1903 TURRET ASSEMBLY FIG. 184 TURRET ASSEMBLY (M1240A1)		
184	1	6452467-200M1	TURRET ASSY,M1114,ITDS.....	1	EA
184	2	6455572-200M1	. TURRET,M1114,ITDS.....	1	EA
184	3	6452568-01M1	. RING,TURRET,SPACER,.....	1	EA
184	4	6452348-200M1	. SPACER,.....	33	EA
184	NI	6454213-01M1	. KIT,SHIM,.....	1	EA
184	5	6455748-01M1	. KIT,HARDWARE,.....	1	EA
184	6	6431457-014	.. WASHER,FLAT,.....	33	EA
184	7	4397000-064	.. SCREW,CAP,HEX HEAD,.....	3	EA
184	8	4397011-070	.. BOLT,MACHINE,.....	30	EA
184	9	900-US-07301	SAFETY HARNESS,GUNNER RESTRAINT.....	1	EA
184	10	B1821BH044C113N	SCREW,CAP,HEX HEAD,.44-14 X 1.25 G5 ZY.....	1	EA
184	11	33816	WASHER,FLAT,7/16.....	2	EA
184	12	901-US-07301-1	SEAT BELT,RETRACTOR,LOWER.....	1	EA
184	13	23E7	WASHER,LOCK,7/16.....	2	EA
184	14	0169085	NUT,SELF-LOCKING,7/16-14.....	2	EA
184	15	1794HX1	SCREW,CAP,HEX HEAD,7/16-14 X 1 1/2.....	1	EA

END OF FIGURE



**FIELD AND SUSTAINMENT MAINTENANCE  
ARMORED HATCH WEAPON MOUNT (M1245)**



**FIGURE 185 - ARMORED HATCH WEAPON MOUNT (M1245) (SHEET 1 OF 2)**

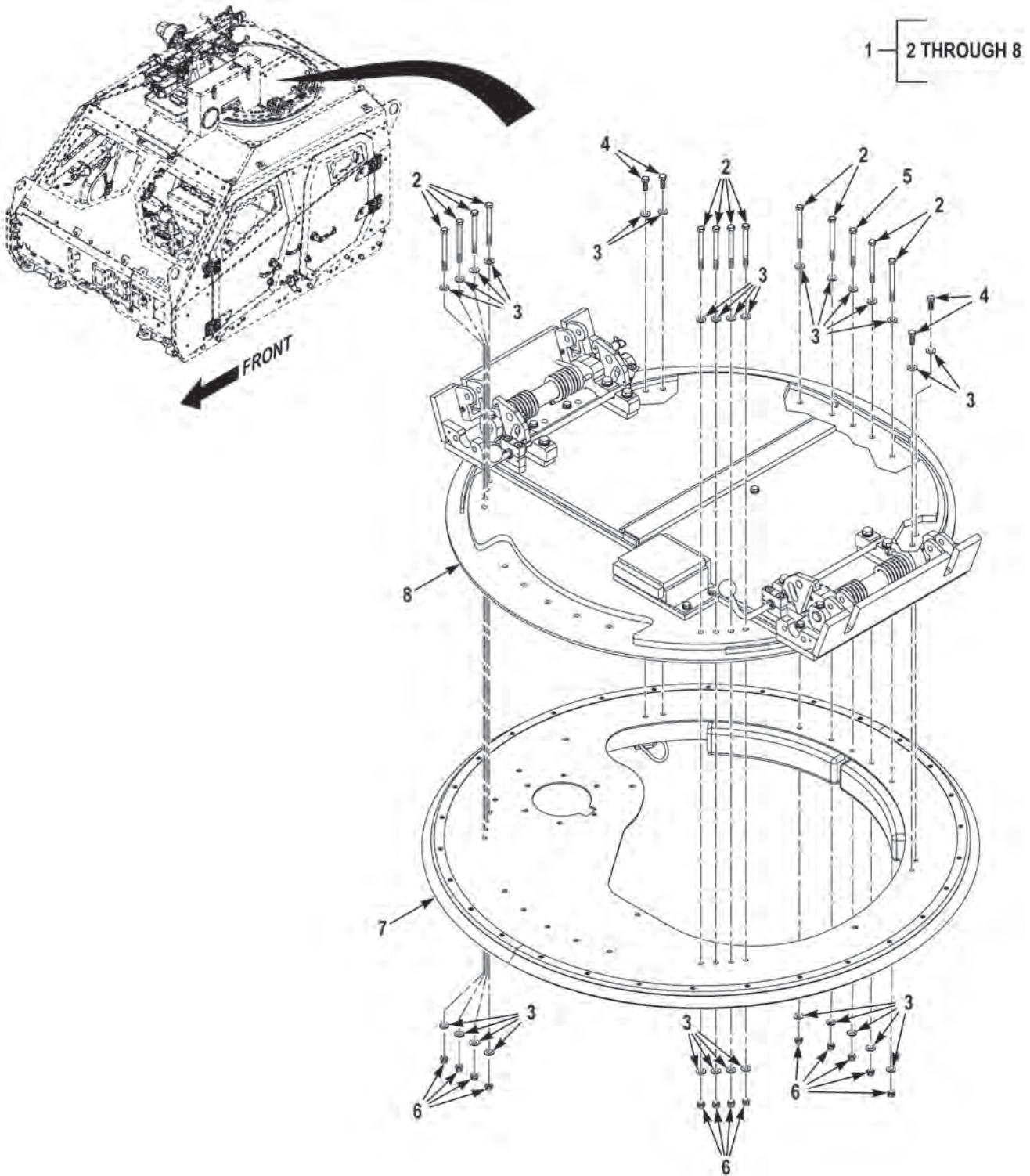


FIGURE 185 - ARMORED HATCH WEAPON MOUNT (M1245) (SHEET 2 OF 2)

(1) FIG.	(2) ITEM	(3) PART NO.	(4) DESCRIPTION	(5) QTY.	(6) U/M
			GROUP 1903 TURRET ASSEMBLY FIG. 185 ARMORED HATCH WEAPON MOUNT (M1245)		
185	1	6437754-501M1	TURRET,GUN,M1114 . . . . .	1	EA
185	2	3894114	. SCREW,CAP,HEX HEAD,.38-16 X 4.00 G8 MB. . . . .	12	EA
185	3	3894116	. WASHER,FLAT,.38 X .81 X .06 IN THK . . . . .	30	EA
185	4	3897802	. SCREW,CAP,HEX HEAD,.38-24 X 1.00 G8 MB. . . . .	4	EA
185	5	3894113	. SCREW,CAP,HEX HEAD,.38-16 X 3.50 G8 MB. . . . .	1	EA
185	6	3894115	. NUT,SELF-LOCKING,.38-16 G8 MB. . . . .	13	EA
185	7	6437754-500M1	. DOOR,TURRET . . . . .	1	EA
185	8	4315710	. HATCH,TURRET . . . . .	1	EA

END OF FIGURE



---

**FIELD AND SUSTAINMENT MAINTENANCE  
REMOTE WEAPON SYSTEM (M1245)**

---

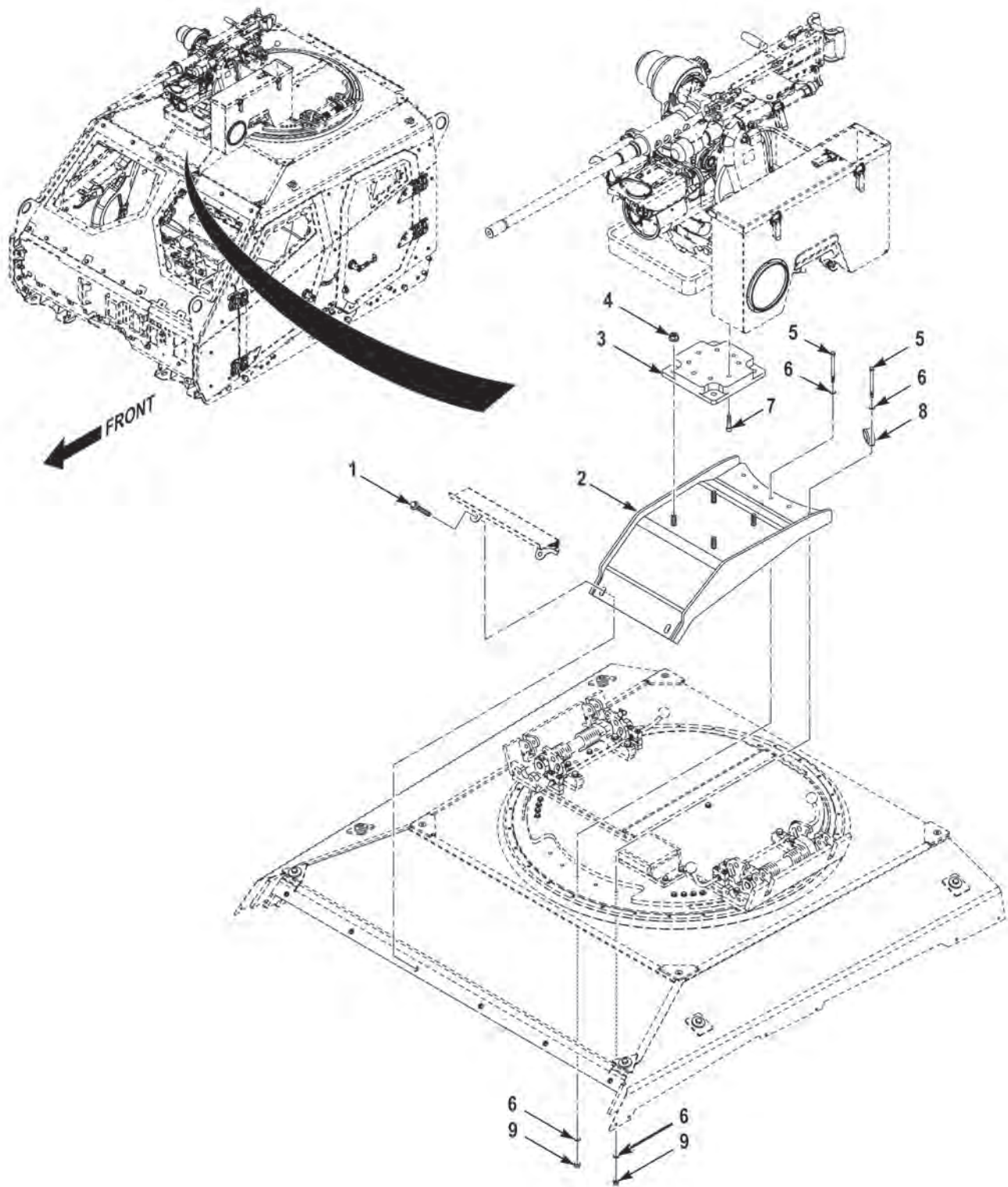


FIGURE 186 - REMOTE WEAPON SYSTEM (M1245) (SHEET 1 OF 9)





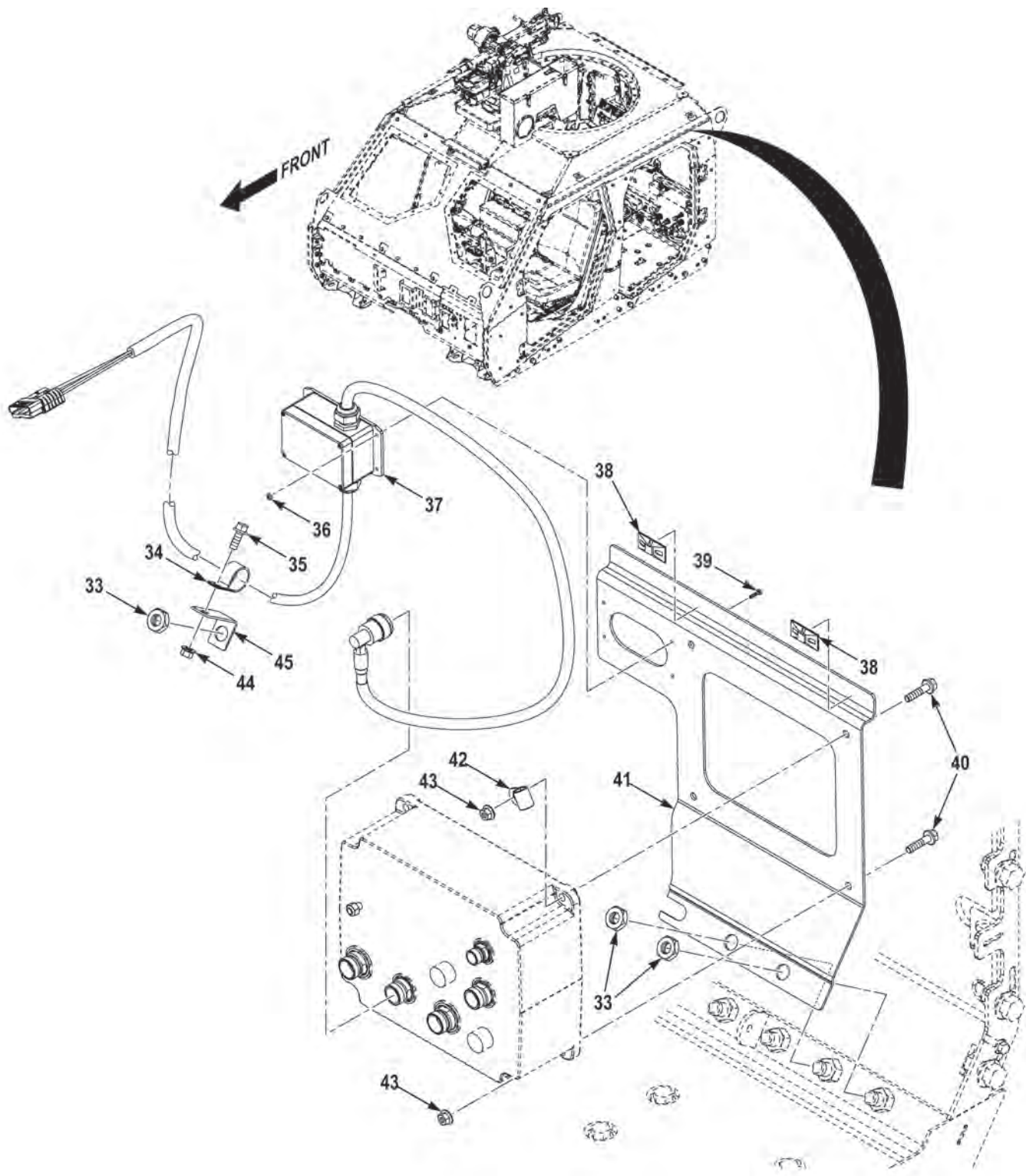


FIGURE 186 - REMOTE WEAPON SYSTEM (M1245) (SHEET 3 OF 9)

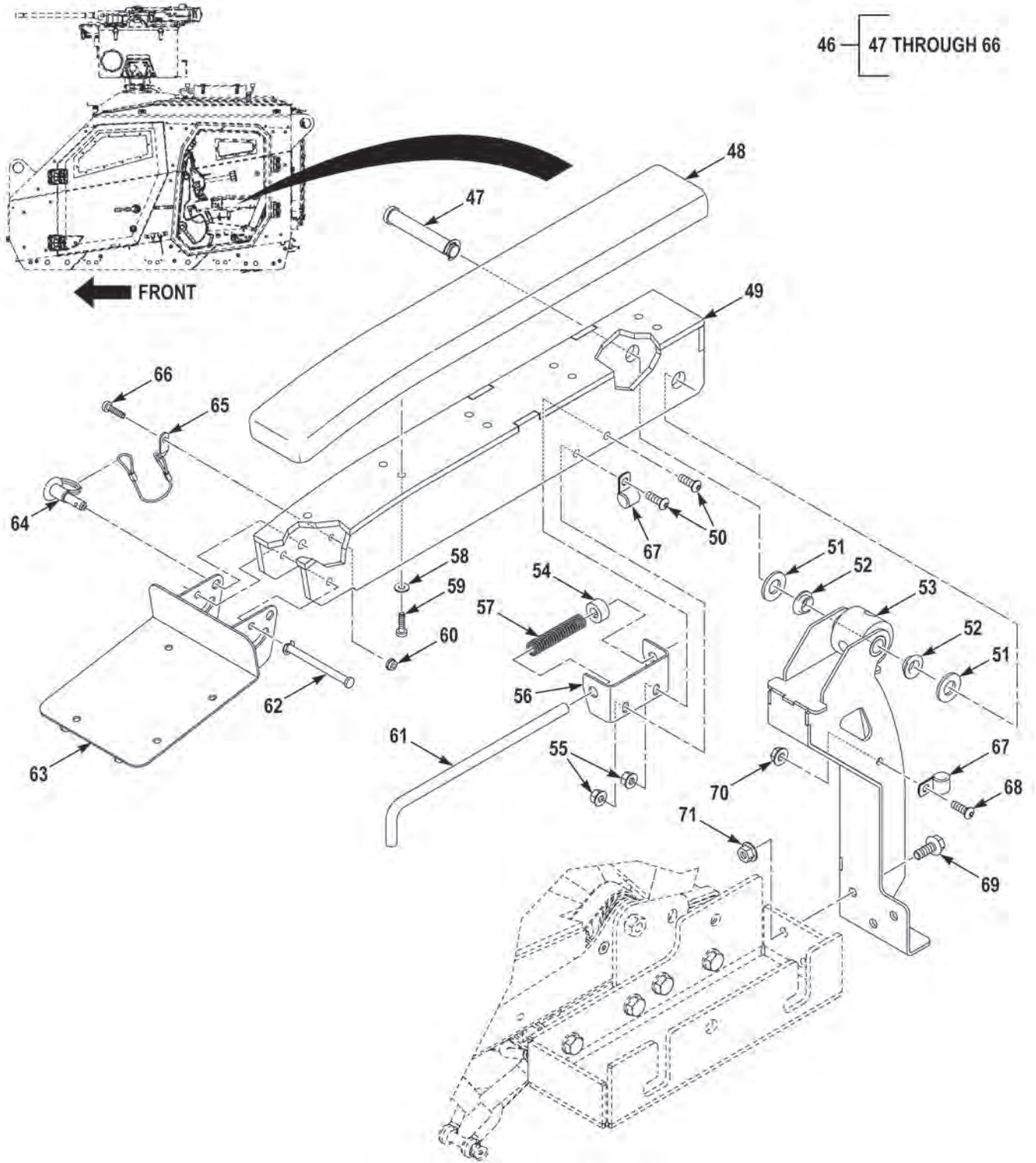


FIGURE 186 - REMOTE WEAPON SYSTEM (M1245) (SHEET 4 OF 9)



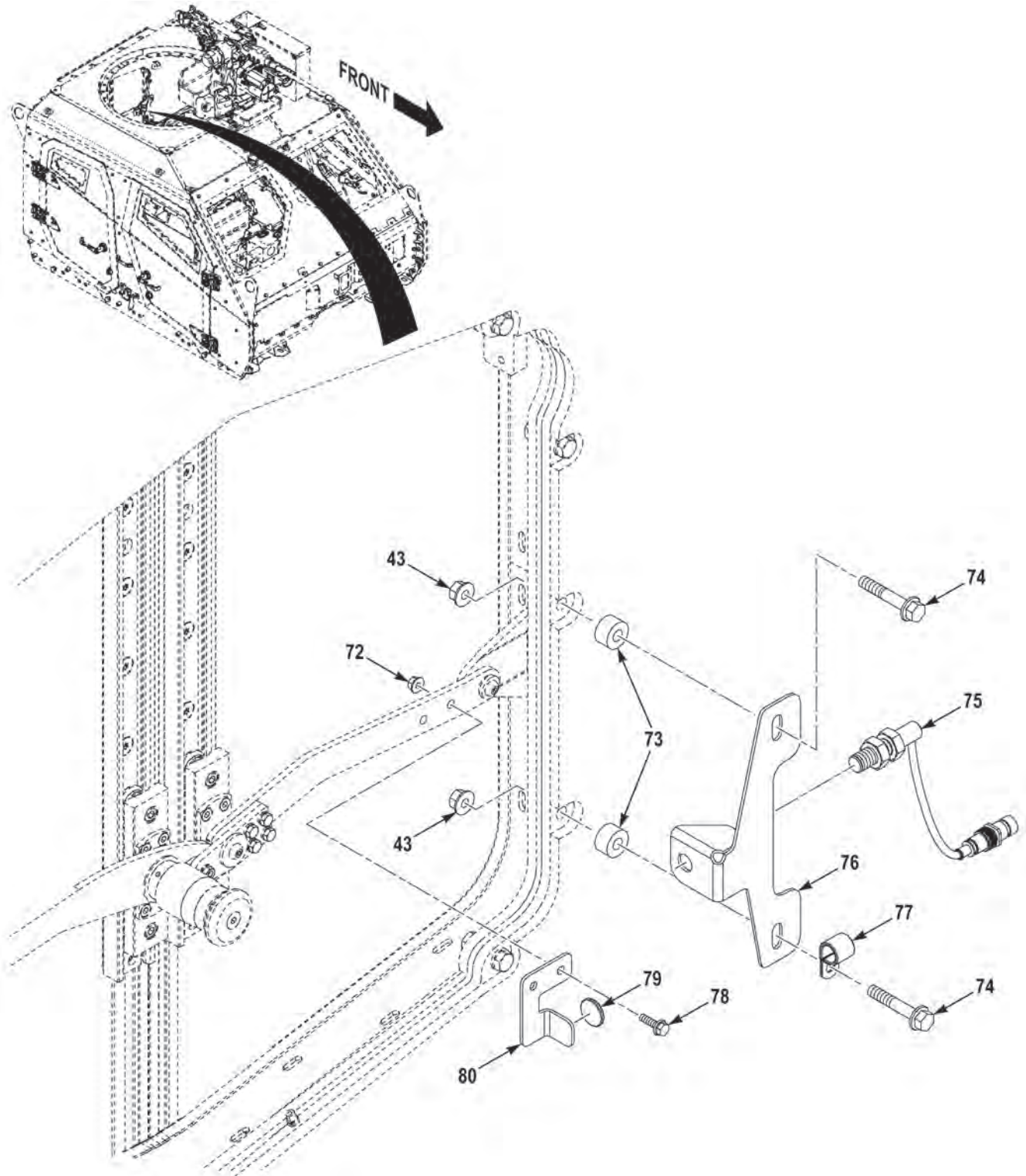


FIGURE 186 - REMOTE WEAPON SYSTEM (M1245) (SHEET 5 OF 9)

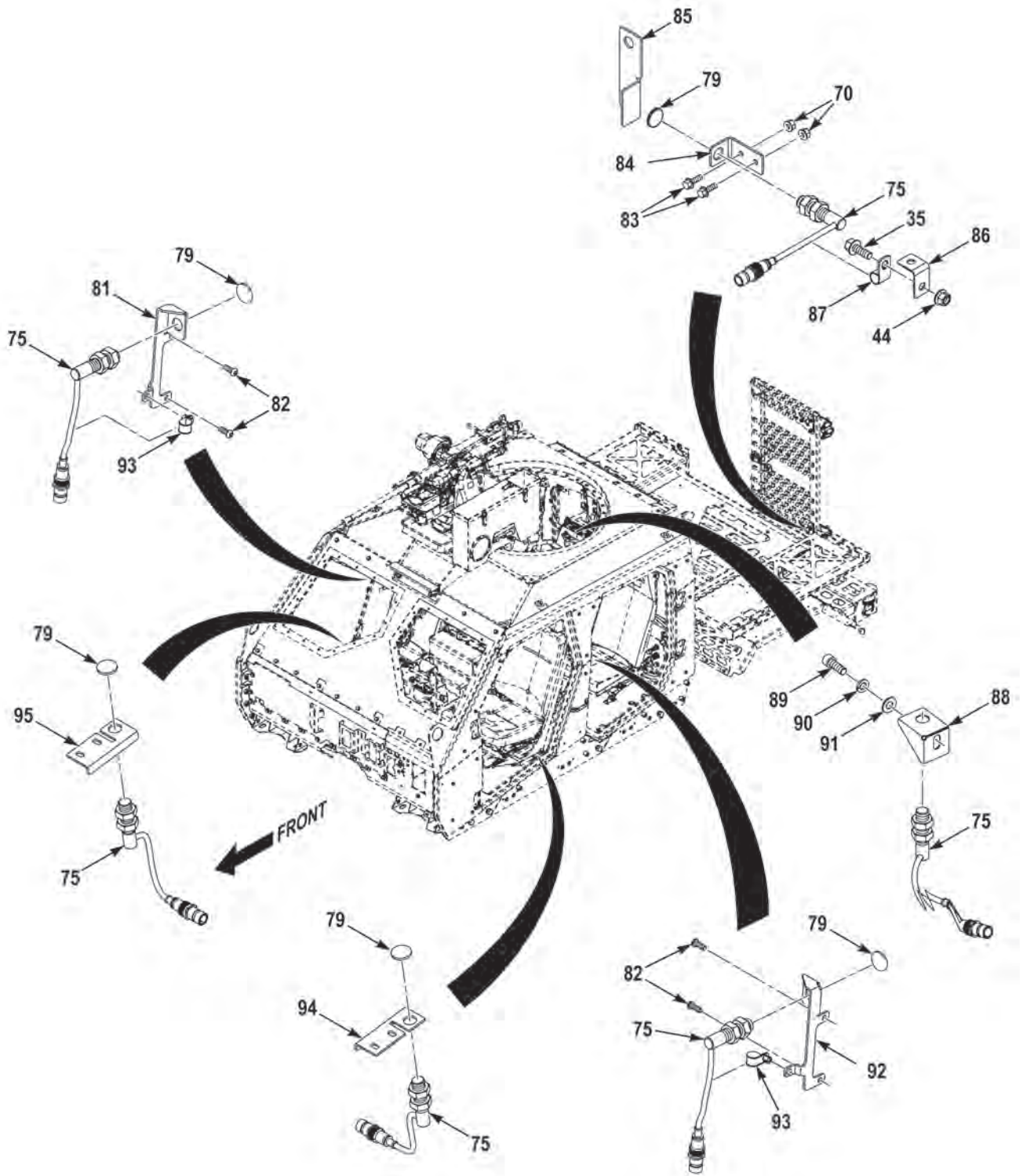


FIGURE 186 - REMOTE WEAPON SYSTEM (M1245) (SHEET 6 OF 9)



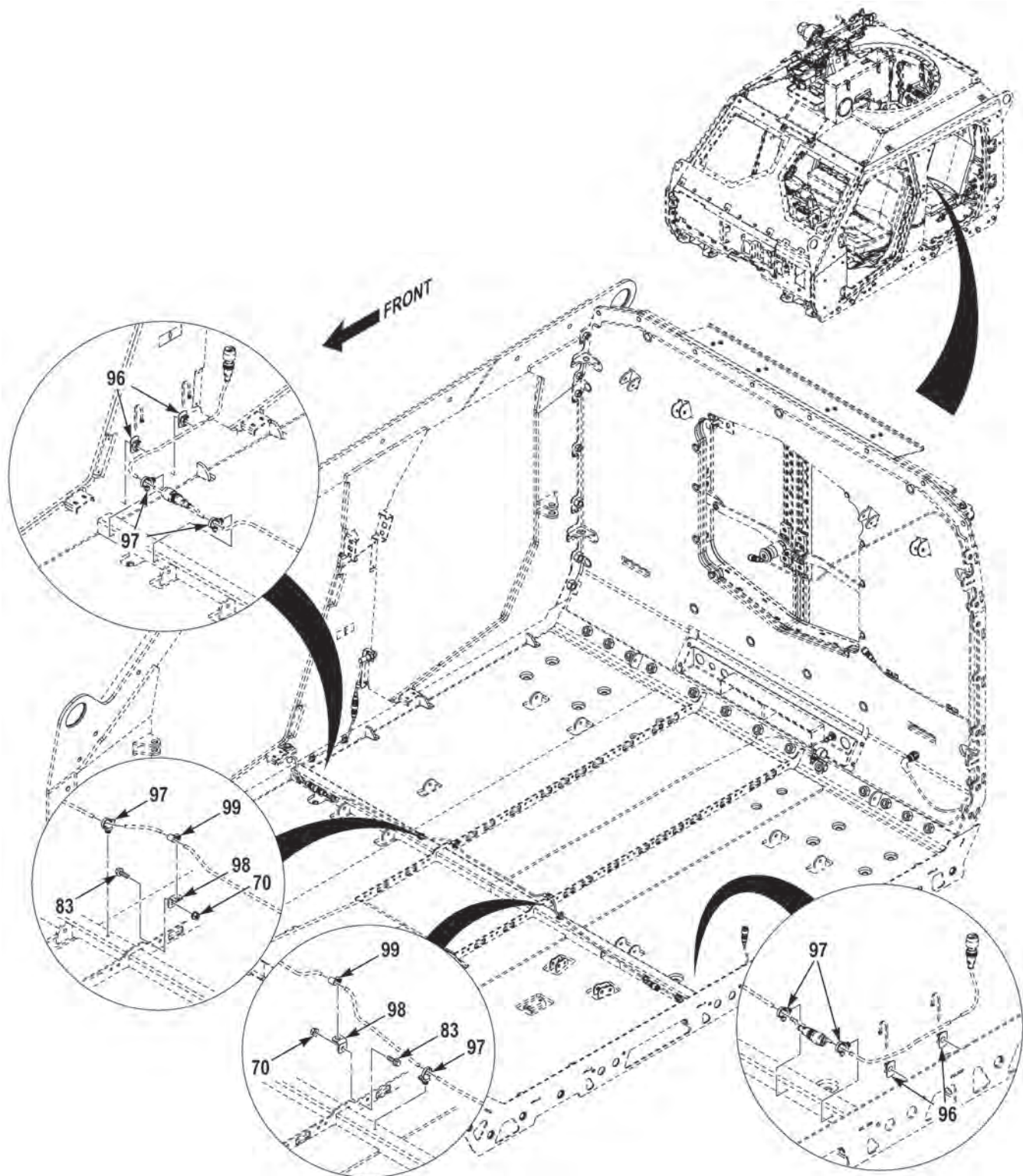


FIGURE 186 - REMOTE WEAPON SYSTEM (M1245) (SHEET 7 OF 9)

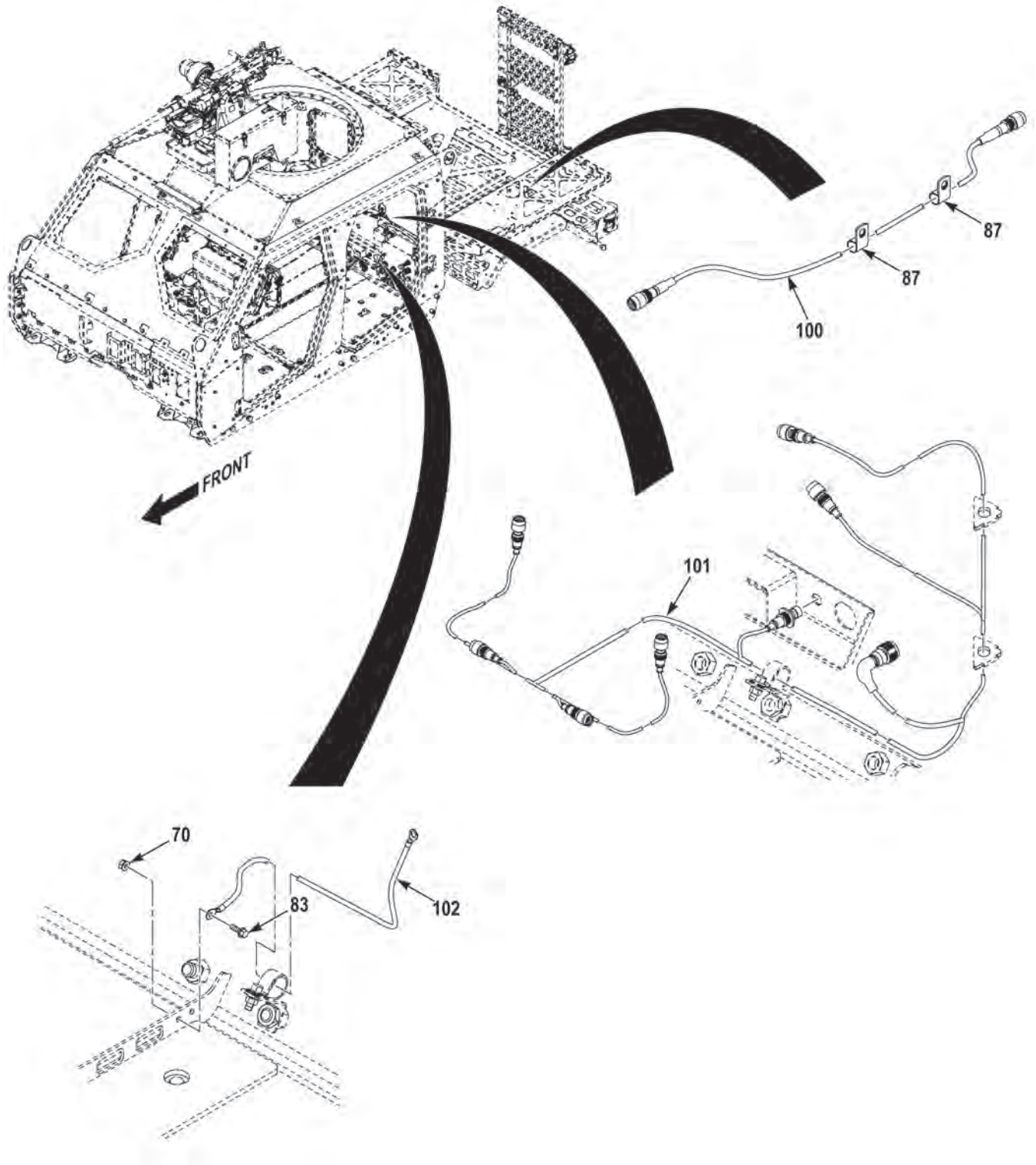


FIGURE 186 - REMOTE WEAPON SYSTEM (M1245) (SHEET 8 OF 9)



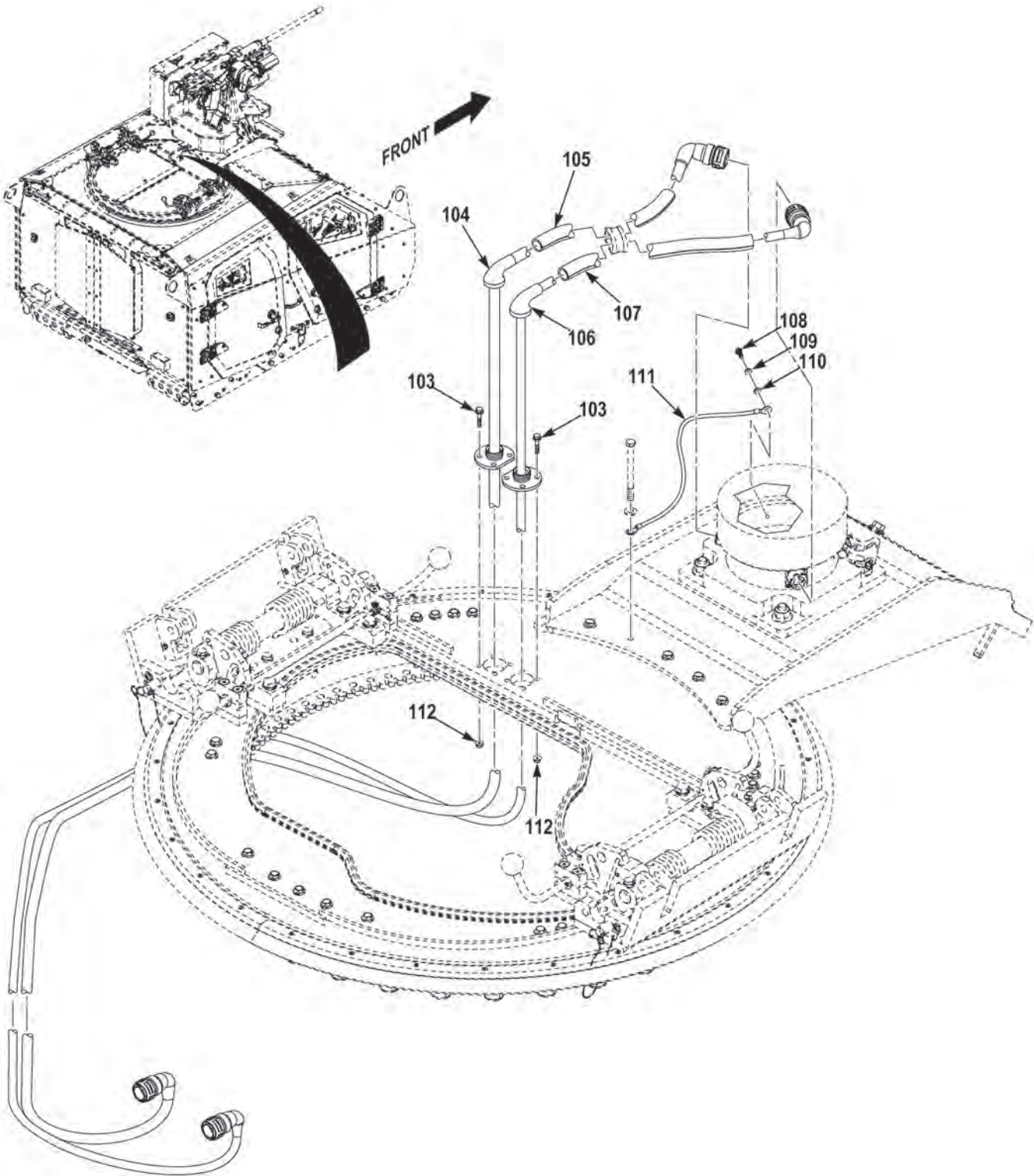


FIGURE 186 - REMOTE WEAPON SYSTEM (M1245) (SHEET 9 OF 9)



(1) FIG.	(2) ITEM	(3) PART NO.	(4) DESCRIPTION	(5) QTY.	(6) U/M
			GROUP 1903 TURRET ASSMEBLY		
			FIG. 186 REMOTE WEAPON SYSTEM (M1245)		
186	1	3874204	SCREW,CAP,HEX HEAD, M14-2.0 X 100 MM C10.9 DG. ....	2	EA
186	2	3858116	BRACKET,MOUNTING. ....	1	EA
186	3	3858125	BRACKET,VEHICULAR . . . . .	1	EA
186	4	3836234006	NUT,SELF-LOCKING,M16-2.0 C10 MB . . . . .	4	EA
186	5	3900325	SCREW,CAP,HEX HEAD,.38-16 X 4.50 G8 MB. ....	5	EA
186	6	3894116	WASHER,FLAT,.38 X .81 X .06 HDN MB . . . . .	10	EA
186	7	3836208007	SCREW,CAP,SOC HEAD, M12-1.75 X 50 MM C129 MB . . . . .	8	EA
186	8	S344G15	CLAMP,LOOP,.94 ID . . . . .	1	EA
186	9	3894115	NUT,SELF-LOCKING,.38-16 MB. . . . .	5	EA
186	10	3871876	MONITOR ASSEMBLY. . . . .	1	EA
186	11	3898939	. BRACKET,VEHICULAR . . . . .	1	EA
186	12	92161A033	. WASHER,SPECIAL,.5X.95X.02 SS . . . . .	2	EA
186	13	3280671	. NUT,SELF-LOCKING,M10-1.50 C10.9 ZC . . . . .	2	EA
186	14	11115167	. BOLT,SHOULDER,M10-1.50 X 28 MM C12.9 UF . .	2	EA
186	15	3313111	. NUT,JAM,.62-11 G5 ZY. . . . .	2	EA
186	16	8498A67	. PLUNGER,QUICK . . . . .	2	EA
186	17	3524931037	. SCREW,CAP,HEX HEAD, M8-1.25 X 60 MM C10.9 DG. ....	2	EA
186	18	8N091/D	. KNOB . . . . .	2	EA
186	19	3534227002	. NUT,PLAIN,HEXAGON,M8-1.25 C10 DG. . . . .	2	EA
186	20	3870567	. BRACKET,VEHICULAR . . . . .	1	EA
186	21	114927A	NUT,SELF-LOCKING,.44-14 G8 ZP . . . . .	3	EA
186	22	90064A450	SCREW,SELF-DRILLING,#10-16 X .75 NS ZP . . . . .	2	EA
186	23	3884788	SHEET,MAGNETIC. . . . .	1	EA
186	24	S344G12	CLAMP,LOOP,.75 ID . . . . .	3	EA
186	25	B1821BH044C113N	SCREW,CAP,HEX HEAD,.44-14 X 1.25 G5 ZY . . . . .	3	EA
186	26	3280671	NUT,SELF-LOCKING,M10-1.50 C10.9 ZC . . . . .	1	EA
186	27	3064786	SCREW,CAP,HEX HEAD, M16-2.00 X 25 MM C10.9 ZC. ....	2	EA
186	28	3872330	SPACER,SLEEVE. . . . .	2	EA
186	29	3407100	SCREW,MACHINE,M10 X 1.5 X 16 MM G10.9 ZO . .	1	EA
186	30	3883664	WIRE ASSEMBLY. . . . .	1	EA
186	31	3866642	CABLE ASSEMBLY . . . . .	1	EA
186	32	3901898	CABLE ASSEMBLY . . . . .	1	EA
186	33	40181	NUT,PLAIN,HEXAGON,M20-2.5 C10.9 UF . . . . .	3	EA
186	34	COV2113	CLAMP,LOOP,1.25 ID . . . . .	1	EA
186	35	0155849	BOLT,MACHINE,.38-16X1.00 G5 ZY . . . . .	2	EA

(1) FIG.	(2) ITEM	(3) PART NO.	(4) DESCRIPTION	(5) QTY.	(6) U/M
186	36	3542829001	NUT,SELF-LOCKING,M4-0.7 C8 ZG . . . . .	4	EA
186	37	60202488-04	FUSE BOX . . . . .	1	EA
186	38	054007-06291	MOUNTING BASE . . . . .	2	EA
186	39	3542828006	SCREW,CAP,HEX HEAD,M4-0.7 X 16 MM C8.8 ZG .	4	EA
186	40	3524927057	SCREW,CAP,HEX HEAD, M10-1.5 X 40 MM C10.9 DG . . . . .	4	EA
186	41	3866034	BRACKET,MOUNTING . . . . .	1	EA
186	42	COV-1117	CLAMP,LOOP,.62 ID . . . . .	1	EA
186	43	18023-03794	NUT,PLAIN,EXTENDED,M10-1.5 C10 DG . . . . .	6	EA
186	44	1437220	NUT,SELF-LOCKING,.38-16 G5 ZY . . . . .	2	EA
186	45	3868066	BRACKET,ANGLE. . . . .	1	EA
186	46	3886226	ARMREST ASSEMBLY. . . . .	1	EA
186	47	92735A525	. PIN,CLEVIS,.50 X 2.85 SS . . . . .	1	EA
186	48	3875727	. PAD,ARMREST. . . . .	1	EA
186	49	3875716	. BRACKET,ARMREST . . . . .	1	EA
186	50	24051	. SCREW,CAP,SCKT HEAD,.25-20 X .75 NS BO . . . .	2	EA
186	51	720HX2	. WASHER,FLAT,.50 X 1.06 X .09 PO. . . . .	2	EA
186	52	2706T24	. BUSHING,NONMETALLIC . . . . .	2	EA
186	53	3876963	. BRACKET,VEHICULAR . . . . .	1	EA
186	54	6432K14	. COLLAR,SHAFT . . . . .	1	EA
186	55	0192408	. NUT,SELF-LOCKING,.25-20 G5 ZY . . . . .	2	EA
186	56	3876929	. BRACKET,ANGLE. . . . .	1	EA
186	57	9657K115	. SPRING,HELICAL . . . . .	1	EA
186	58	1379HX	. WASHER,FLAT,#10X.50X.05 ZC . . . . .	10	EA
186	59	58368AX	. SCREW,TAPPING,#10-12 X .75 NS BO . . . . .	10	EA
186	60	112556A	. NUT,SELF-LOCKING,#10-32 G5 ZC. . . . .	1	EA
186	61	3876928	. PIN,LOCKING . . . . .	1	EA
186	62	92735A270	. PIN,CLEVIS,.25 X 2.90 SS . . . . .	1	EA
186	63	3875721	. BRACKET,MOUNTING . . . . .	1	EA
186	64	BLC5BA05S	. PIN,QUICK RELEASE,.31 X .50 SS . . . . .	1	EA
186	65	30345T21	. WIRE ROPE ASSEMBLY . . . . .	1	EA
186	66	29061	. SCREW,MACHINE,#10-32 X .75 NS ZC . . . . .	1	EA
186	67	COVO709Z1	CLAMP,LOOP,.38 ID . . . . .	2	EA
186	68	24051	SCREW,CAP,SCKT HEAD,.25-20 X .75 NS BO . . . .	1	EA
186	69	3836194002	SCREW,CAP,HEX HEAD, M8-1.25 X 20 MM C10.9 MB. . . . .	3	EA
186	70	0192408	NUT,SELF-LOCKING,.25-20 G5 ZY . . . . .	6	EA
186	71	3836234002	NUT,SELF-LOCKINGM8-1.25 C10 MB. . . . .	3	EA
186	72	3524928001	NUT,SELF-LOCKING,M6-1.0 C10 DG . . . . .	2	EA
186	73	3905292	SPACER,SLEEVE. . . . .	2	EA
186	74	3524927060	SCREW,CAP,HEX HEAD, M10-1.5 X 55 MM C10.9 DG . . . . .	2	EA

(1) FIG.	(2) ITEM	(3) PART NO.	(4) DESCRIPTION	(5) QTY.	(6) U/M
186	75	3870757	SWITCH,PROXIMITY . . . . .	7	EA
186	76	3896953	BRACKET,MOUNTING . . . . .	1	EA
186	77	MS21333-125	CLAMP,LOOP,.62 ID . . . . .	1	EA
186	78	3524927004	SCREW,CAP,HEX HEAD, M6-1.0 X 20 MM C10.9 DG. . . . .	2	EA
186	79	ND010003N	MAGNET . . . . .	6	EA
186	80	3896954	BRACKET,VEHICULAR . . . . .	1	EA
186	81	3855530	BRACKET,VEHICULAR . . . . .	1	EA
186	82	3836201001	SCREW,MACHINE,M6-1.0 X 16 MM C10.9 MB. . . . .	4	EA
186	83	110961	SCREW,CAP,HEX HEAD,.25-20X.75 G5 ZY . . . . .	5	EA
186	84	3899308	BRACKET,ANGLE . . . . .	1	EA
186	85	3899307	BRACKET,ANGLE . . . . .	1	EA
186	86	3904782	BRACKET,ANGLE . . . . .	1	EA
186	87	TA720-S8	CLAMP,LOOP,.50 ID . . . . .	3	EA
186	88	3880081	BRACKET,ANGLE . . . . .	1	EA
186	89	8304672	SCREW,CAP,SOC HEAD,.38-16 X 1.00 NS BO . . . . .	1	EA
186	90	0123496	WASHER,LOCK,.38 X .68 X .09 IN THK . . . . .	1	EA
186	91	3268944	WASHER,FLAT,.59 X 1.16 X .09 IN THK . . . . .	1	EA
186	92	3855528	BRACKET,VEHICULAR . . . . .	1	EA
186	93	1586940	CLAMP,LOOP,.56 ID . . . . .	2	EA
186	94	3855531	BRACKET,VEHICULAR . . . . .	1	EA
186	95	3855529	BRACKET,VEHICULAR . . . . .	1	EA
186	96	CB3019A3N750	MOUNT,CABLE TIE . . . . .	4	EA
186	97	156-00376	MOUNTING BASE . . . . .	6	EA
186	98	3868065	BRACKET,ANGLE . . . . .	2	EA
186	99	H360-5-2	CLAMP,LOOP,.31 ID . . . . .	2	EA
186	100	3891727	WIRING HARNESS . . . . .	1	EA
186	101	3883638	WIRING HARNESS,CAB . . . . .	1	EA
186	102	3891728	WIRE ASSEMBLY . . . . .	1	EA
186	103	3836193005	SCREW,CAP,HEX HEAD, M6-1.0 X 30 MM C10.9 MB. . . . .	8	EA
186	104	60202496-06	CABLE ASSEMBLY . . . . .	1	EA
186	105	3535233-17	LOOM,CONVOLUTED,MAKE FROM LOOM P/N CE-492.750-100B (78505), 17 IN LG. . . . .	1	EA
186	106	60202497-06	CABLE ASSEMBLY . . . . .	1	EA
186	107	3535233-20	LOOM,CONVOLUTED,MAKE FROM LOOM P/N CE-492.750-100B (78505), 20 IN LG. . . . .	1	EA
186	108	3524931003	SCREW,CAP,HEX HEAD, M6-1.0 X 16 MM C10.9 DG. . . . .	1	EA

---

(1) FIG.	(2) ITEM	(3) PART NO.	(4) DESCRIPTION	(5) QTY.	(6) U/M
186	109	3524930001	WASHER,LOCK,M6 X 11.8 X 1.6 MM THK . . . . .	1	EA
186	110	3524929001	WASHER,FLAT,M6 X 12 X 1.6 MM THK. . . . .	1	EA
186	111	3872331	WIRE ASSEMBLY . . . . .	1	EA
186	112	3836234001	NUT,SELF-LOCKING,M6-1.0 C10 MB . . . . .	8	EA

**END OF FIGURE**

---

**FIELD AND SUSTAINMENT MAINTENANCE  
WINCH (M1240)**

---

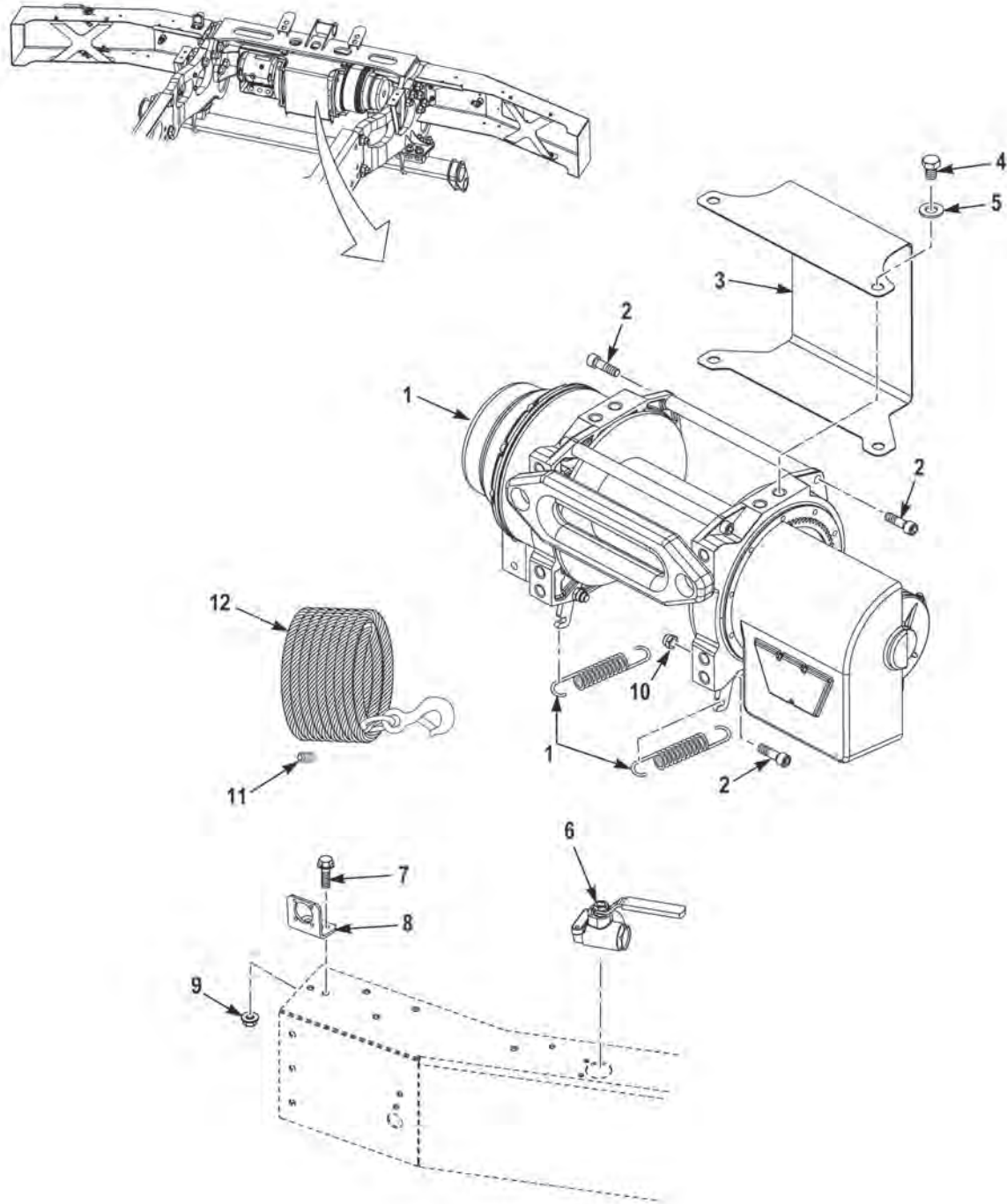


FIGURE 187 - WINCH (M1240)

(1) FIG.	(2) ITEM	(3) PART NO.	(4) DESCRIPTION	(5) QTY.	(6) U/M
			GROUP 2001 WINCH ASSEMBLY FIG. 187 WINCH (M1240)		
187	1	3819149	WINCH, 18K ELEC, 24V. . . . .	1	EA
187	2	2CH281	SCREW, MACHINE, #10 - 24 X .38 . . . . .	4	EA
187	3	3841995	GUARD, WINCH CABLE . . . . .	1	EA
187	4	1622090	BOLT, MACHINE, M12 X 1 3/4 . . . . .	4	EA
187	5	371AX	WASHER, LOCK, #10 X .33 X .05 . . . . .	4	EA
187	6	2050120	VALVE, THREE WAY BALL . . . . .	1	EA
187	7	1606140	SCREW, CAP, HEXAGON HEAD, 1/4-20 X 3/4 . . . . .	2	EA
187	8	3825317	BRACKET, REMOTE WINCH CONTROL . . . . .	1	EA
187	9	1600460	NUT, SELF-LOCKING, CLINCH, .25 - 20 . . . . .	2	EA
187	10	108708A	NUT, SELF-LOCKING, HEXAGON, .38 - 16. . . . .	2	EA
187	11	36974	SET SCREW, WARN . . . . .	1	EA
187	12	82784	ROPE WIRE, W/HOOK AND COUPLING . . . . .	1	EA
187	NI	1379HX	WASHER, FLAT . . . . .	2	EA
187	NI	720HX	WASHER, FLAT . . . . .	4	EA
187	NI	2025970	INSERT. . . . .	2	EA
187	NI	3536418	FITTING, 90. . . . .	1	EA
187	NI	3289329	WASHER, FLAT, .50 X .88 X .16. . . . .	2	EA

END OF FIGURE





---

**FIELD AND SUSTAINMENT MAINTENANCE  
WINCH ASSEMBLY (M1240A1)**

---

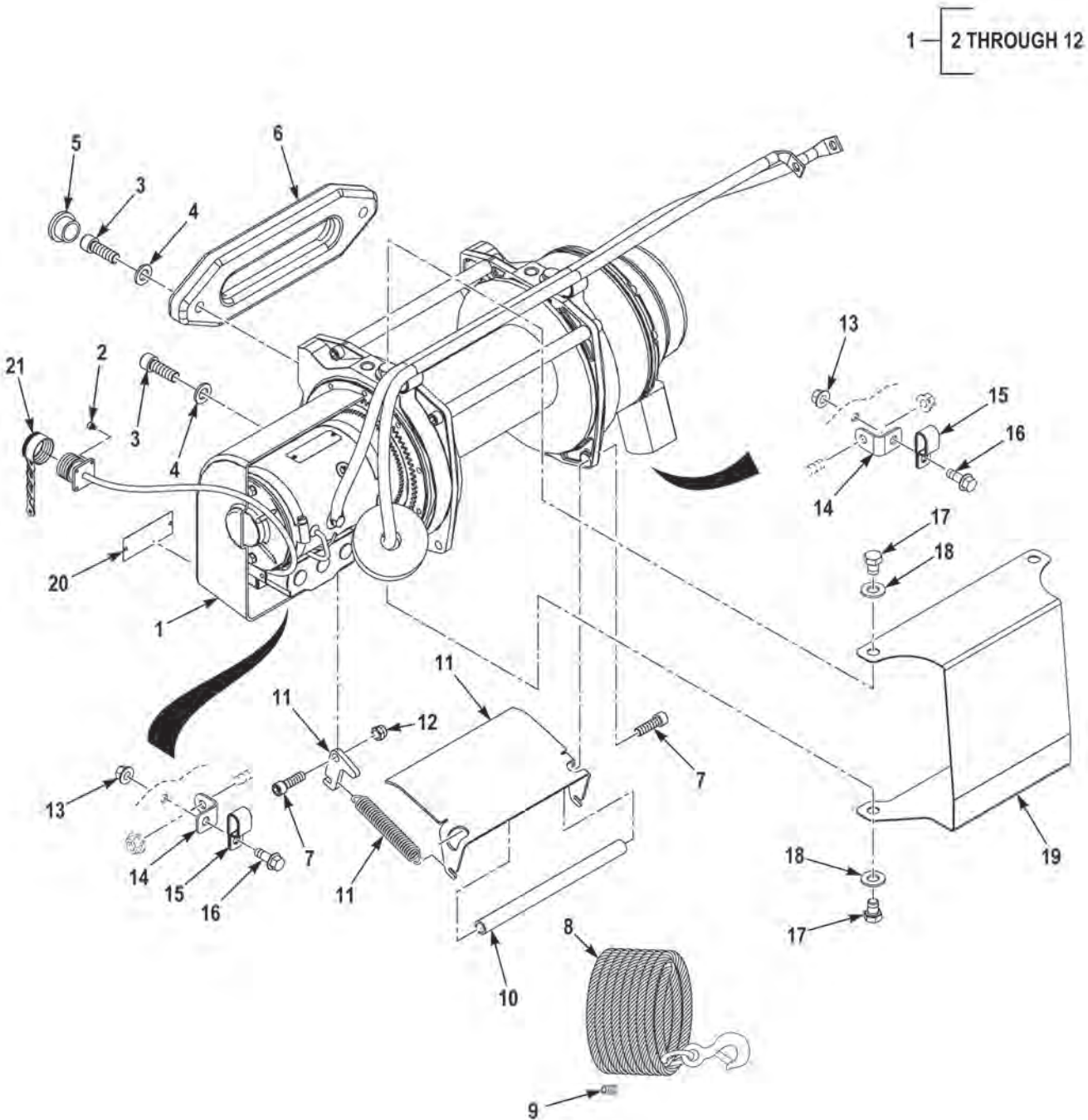


FIGURE 188 - WINCH ASSEMBLY (M1240A1)

(1) FIG.	(2) ITEM	(3) PART NO.	(4) DESCRIPTION	(5) QTY.	(6) U/M
			GROUP 2001 WINCH ASSEMBLY FIG. 188 WINCH ASSEMBLY (M1240A1)		
188	1	85675	WINCH,18K ELEC,24V, . . . . .	1	EA
188	2	39521	. SCREW,CAP,SCKT HEAD M4-.07 X 5MM. . . . .	4	EA
188	3	39655	. SCREW,CAP,SCKT HEAD M12-1.75 X 35MM. . . . .	4	EA
188	4	3524929004	. WASHER,FLAT M12. . . . .	4	EA
188	5	32412	. CAP,PLASTIC. . . . .	2	EA
188	6	73850	. FAIRLEAD. . . . .	1	EA
188	7	MS16997-100	. SCREW,CAP,SCKT HEAD 3/8-16 X 1 1/4 . . . . .	4	EA
188	8	82784	. ROPE WIRE, W/HOOK AND COUPLING . . . . .	1	EA
188	9	36974	. SET SCREW, WARN . . . . .	1	EA
188	10	83229	. TIE ROD . . . . .	3	EA
188	11	83233	. TENSIONER KIT. . . . .	1	EA
188	12	37024	. NUT,SELF-LOCKING 3/8-16. . . . .	2	EA
188	13	10823-00318	NUT,SELF-LOCKING,.38-16 G5 ZY . . . . .	2	EA
188	14	3858636	BRACKET,ANGLE . . . . .	2	EA
188	15	CDV-0813	CLAMP,LOOP,.50 ID DOUBLE . . . . .	2	EA
188	16	155849	BOLT,MACHINE,.38-16 X 1.00 G5 ZY . . . . .	2	EA
188	17	1622090	BOLT,MACHINE,M12 X 1 3/4 MM . . . . .	4	EA
188	18	33817	WASHER,FLAT,.50 X 1.06 X .09 PO . . . . .	4	EA
188	19	3841995	GUARD,MECHANICAL,DRIVE. . . . .	1	EA
188	20	3668837	LABEL. . . . .	1	EA
188	21	CA121003-3	COVER,ELECTRICAL CONNECTOR . . . . .	1	EA

END OF FIGURE



---

**FIELD AND SUSTAINMENT MAINTENANCE  
CARGO COVER (M1240)**

---

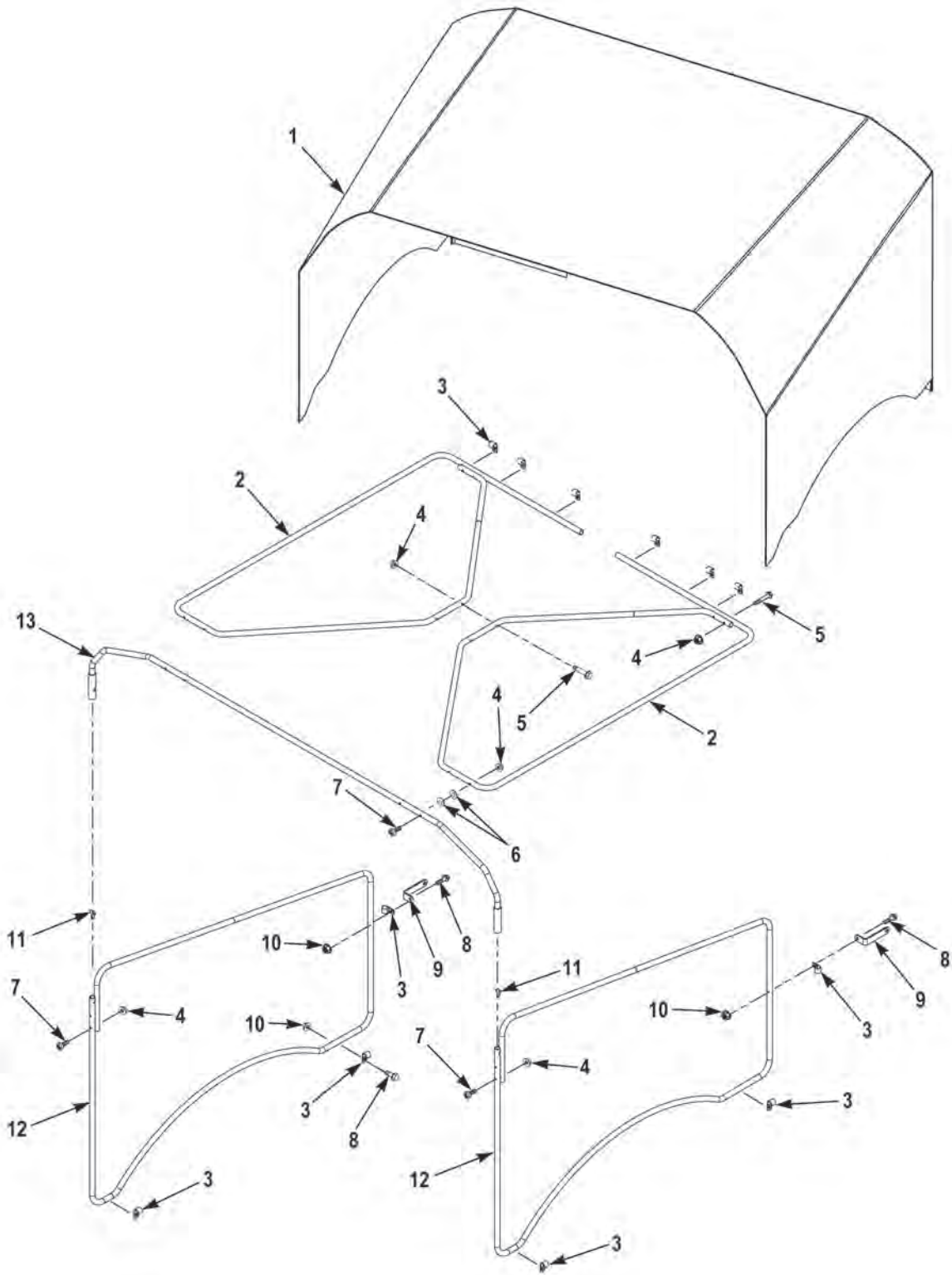


FIGURE 189 - CARGO COVER (M1240)

(1) FIG.	(2) ITEM	(3) PART NO.	(4) DESCRIPTION	(5) QTY.	(6) U/M
			GROUP 2201 CANVAS, RUBBER, OR PLASTIC ITEMS FIG. 189 CARGO COVER (M1240)		
189	1	3822678	COVER, CARGO . . . . .	1	EA
189	2	3837194	TUBE, ROOF, SUPPORT WELDMENT . . . . .	2	EA
189	3	2291HX	CLAMP, LOOP . . . . .	12	EA
189	4	1600460	NUT, SELF-LOCKING, CLINCH, .25 - 20 . . . . .	14	EA
189	5	1754160	SCREW, FLANGE, HEX .25 - 20 X 2.00. . . . .	6	EA
189	6	703HX	WASHER, FLAT .25 X .62 X .06. . . . .	18	EA
189	7	2099160	SCREW, PAN HEAD, .25-20 X 2.00 . . . . .	8	EA
189	8	1333170	SCREW, HEXAGON HEAD, FLANGE, .38-16 X 1.00. . . . .	12	EA
189	9	3839298	BRACKET, TUBE MOUNTING, SIDE SUPPORT . . . .	2	EA
189	10	115307A	NUT, SELF-LOCKING, FLANGE, .38-16. . . . .	12	EA
189	11	3838006	SPRING LOADED PUSH BUTTON . . . . .	2	EA
189	12	3837196	TUBE, SIDE SUPPORT WELDMENT . . . . .	2	EA
189	13	3837197	TUBE, ROOF SUPPORT WELDMENT . . . . .	1	EA

END OF FIGURE





---

**FIELD AND SUSTAINMENT MAINTENANCE  
BLACKOUT CURTAINS (M1245)**

---

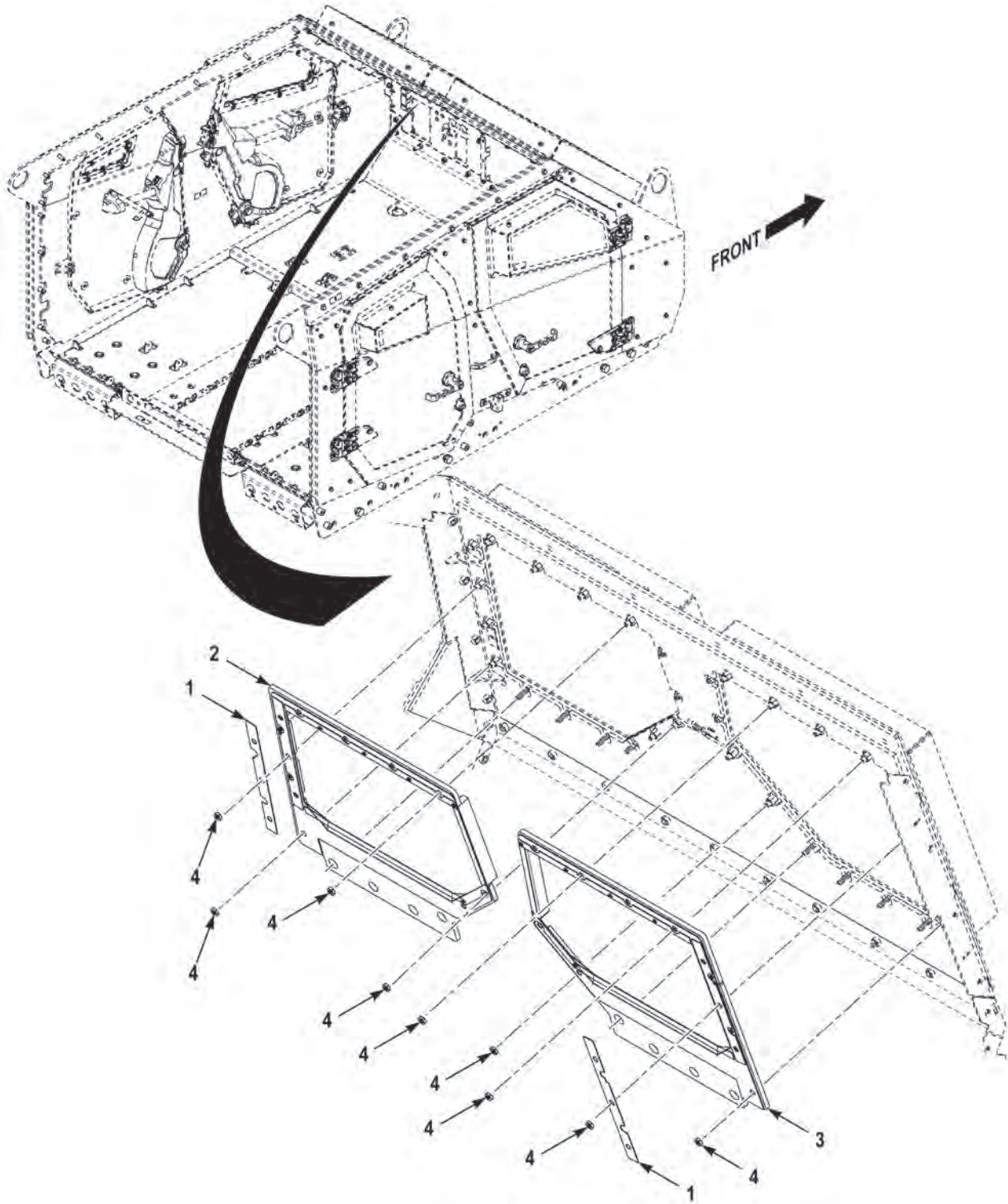


FIGURE 190 - BLACKOUT CURTAINS (M1245) (SHEET 1 OF 3)

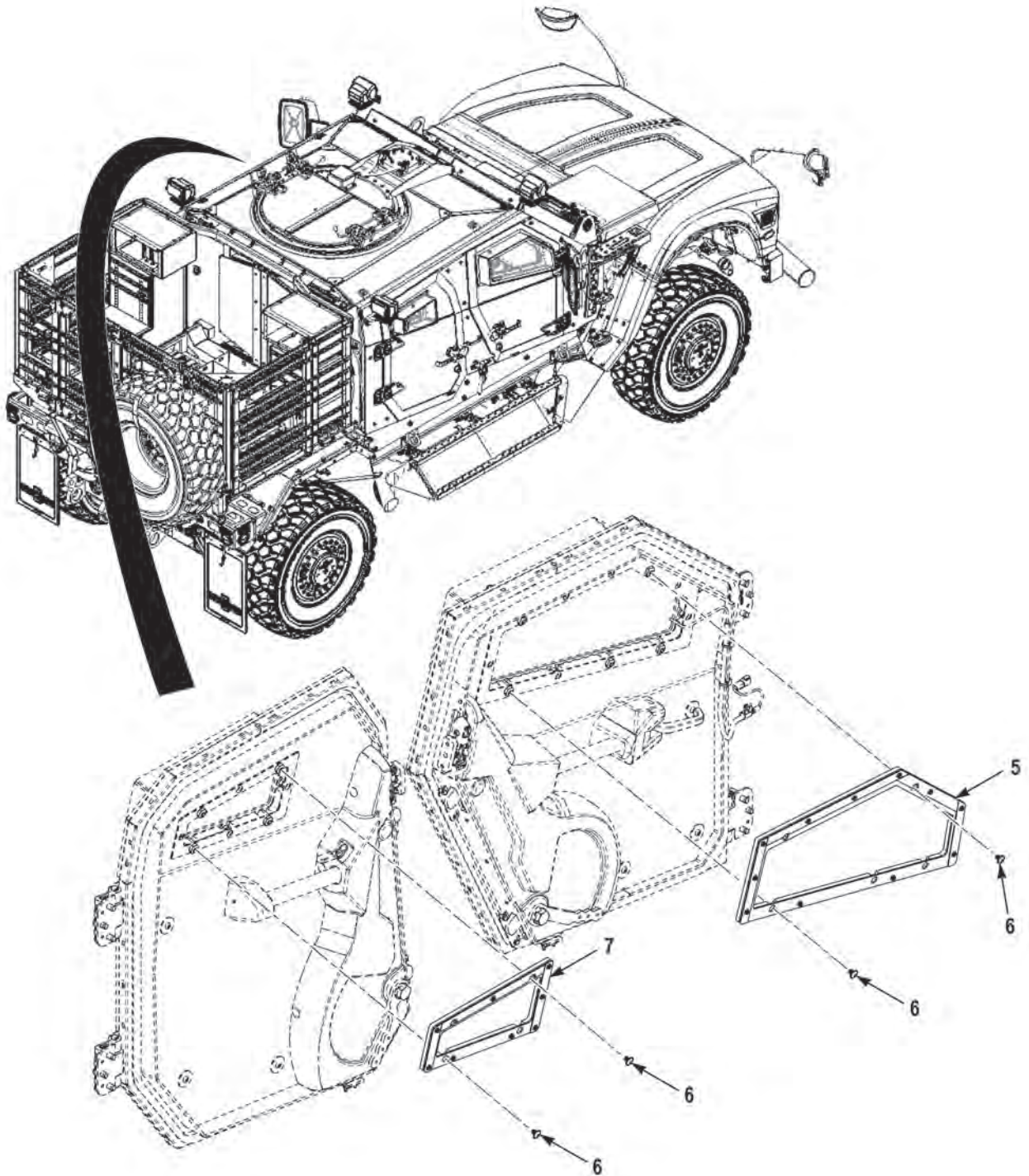


FIGURE 190 - BLACKOUT CURTAINS (M1245) (SHEET 2 OF 3)



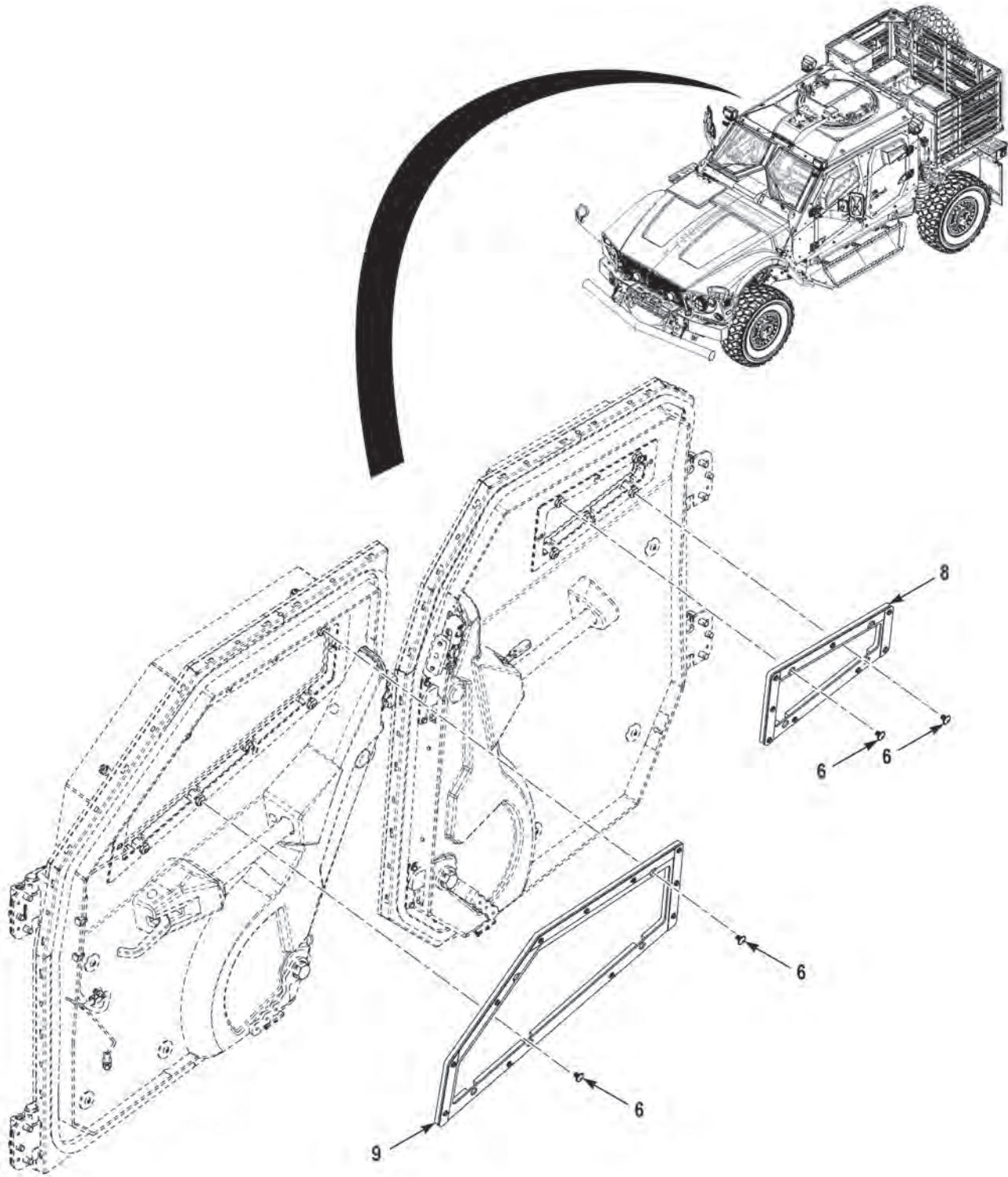


FIGURE 190 - BLACKOUT CURTAINS (M1245) (SHEET 3 OF 3)

(1) FIG.	(2) ITEM	(3) PART NO.	(4) DESCRIPTION	(5) QTY.	(6) U/M
			GROUP 2201 CANVAS, RUBBER, OR PLASTIC ITEMS		
			FIG. 190 BLACKOUT CURTAINS (M1245)		
190	1	3903363	PLATE,RETAINING . . . . .	2	EA
190	2	3903249	PLATE ASSEMBLY,LH,WINDSHIELD . . . . .	1	EA
190	3	3903362	PLATE ASSEMBLY,RH,WINDSHIELD . . . . .	1	EA
190	4	40169	NUT,PLAIN,HEXAGON,M14-2 . . . . .	20	EA
190	5	3902029	PLATE ASSEMBLY,LH,FRONT . . . . .	1	EA
190	6	91355A088	SCREW,SPECIAL,,38-16 NS BO . . . . .	18	EA
190	7	3902505	PLATE ASSEMBLY,LH,REAR . . . . .	1	EA
190	8	3902504	PLATE ASSEMBLY,RH,REAR . . . . .	1	EA
190	9	3902030	PLATE ASSEMBLY,RH,FRONT . . . . .	1	EA

END OF FIGURE



---

**FIELD AND SUSTAINMENT MAINTENANCE  
QUICK LOCK WALL (M1245)**

---

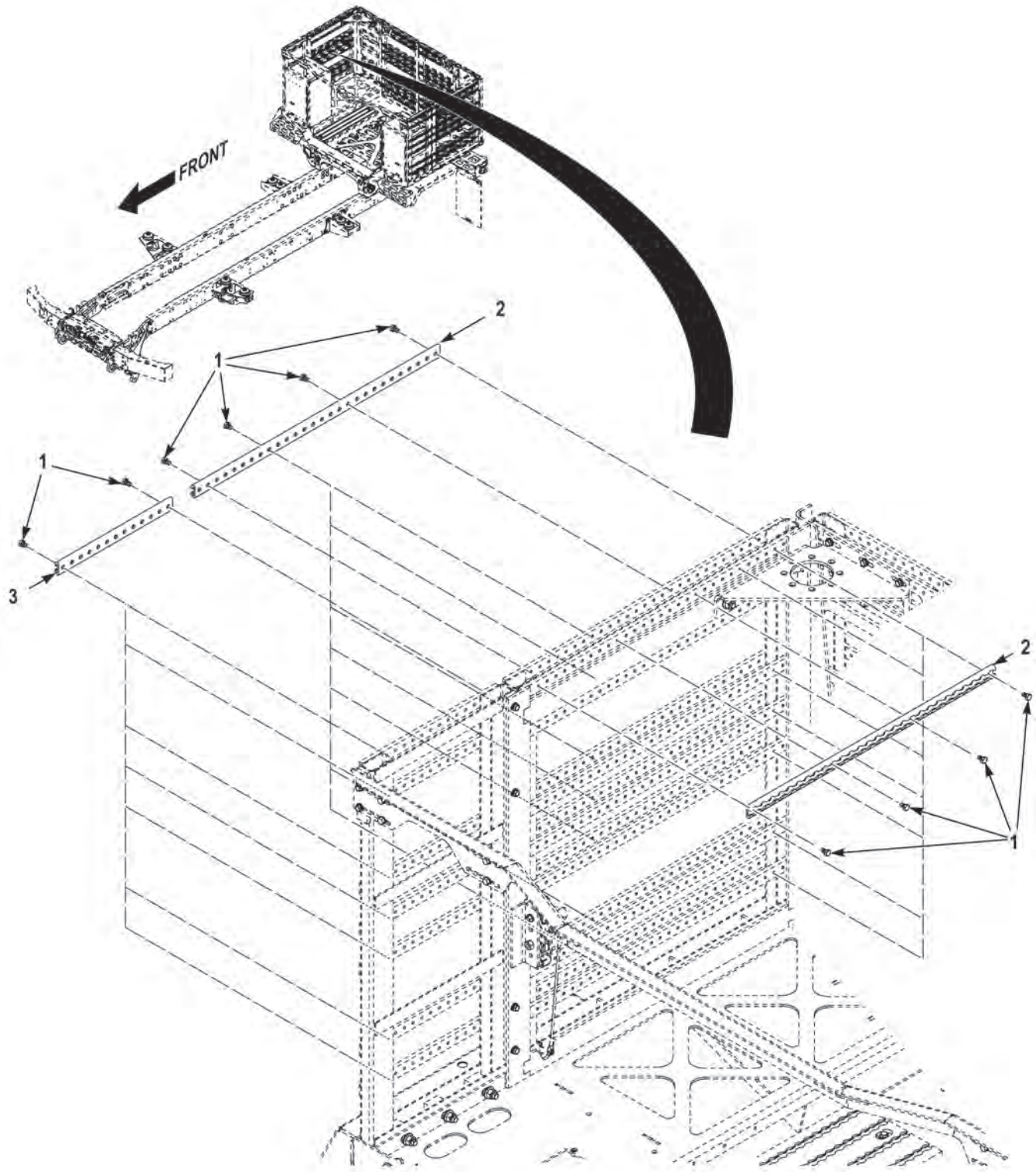


FIGURE 191 - QUICK LOCK WALL (M1245) (SHEET 1 OF 5)



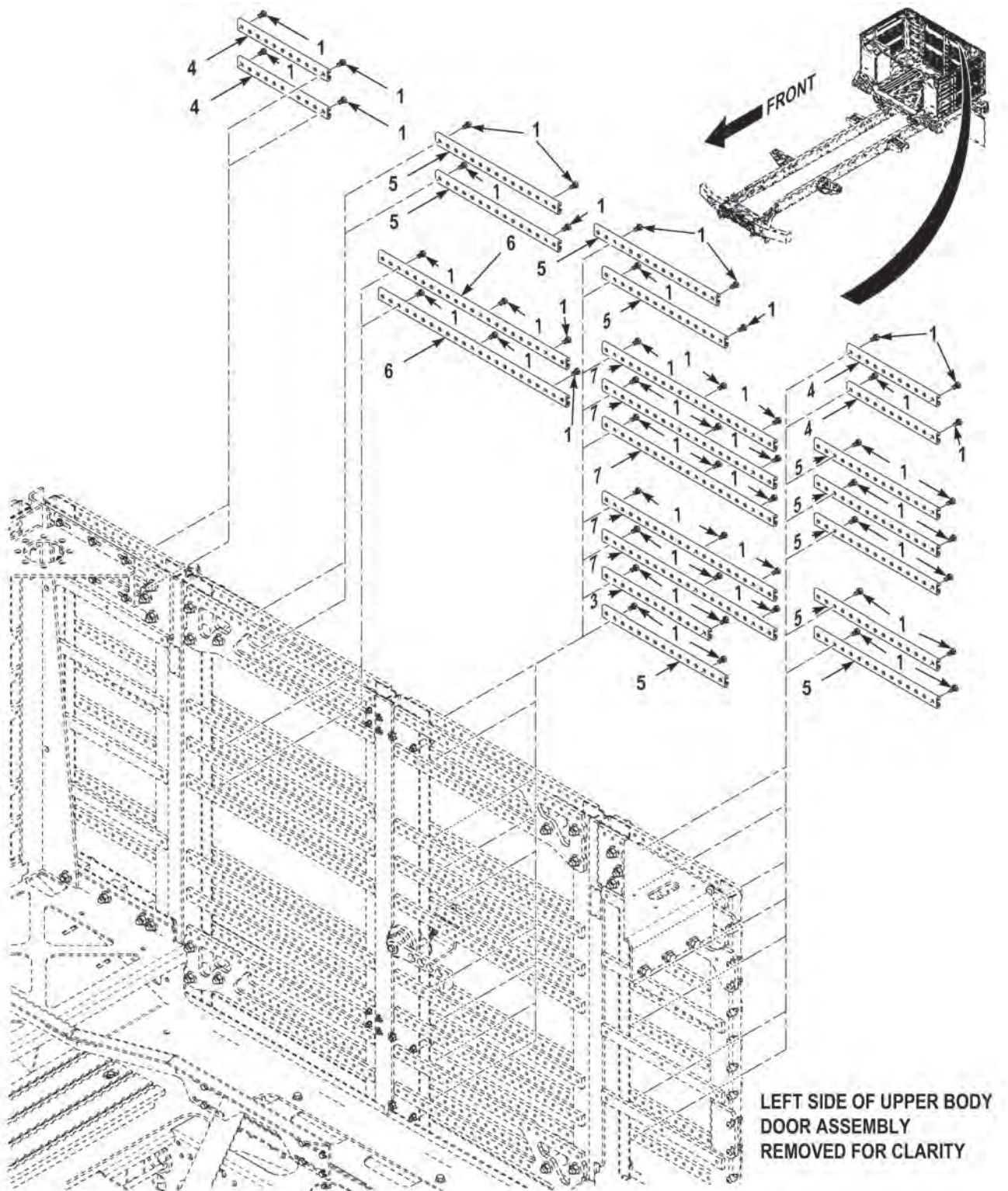


FIGURE 191 - QUICK LOCK WALL (M1245) (SHEET 2 OF 5)



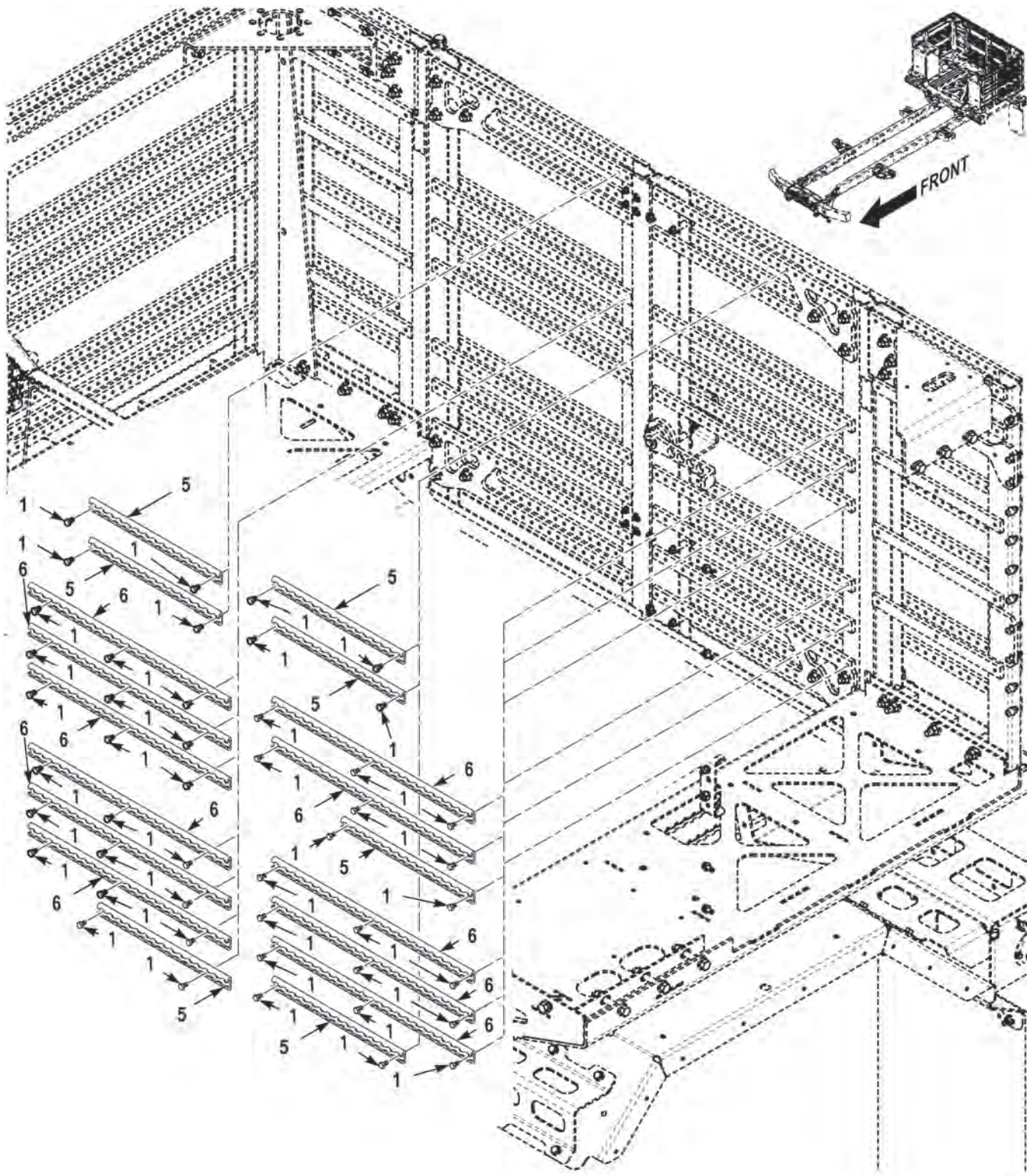


FIGURE 191 - QUICK LOCK WALL (M1245) (SHEET 3 OF 5)



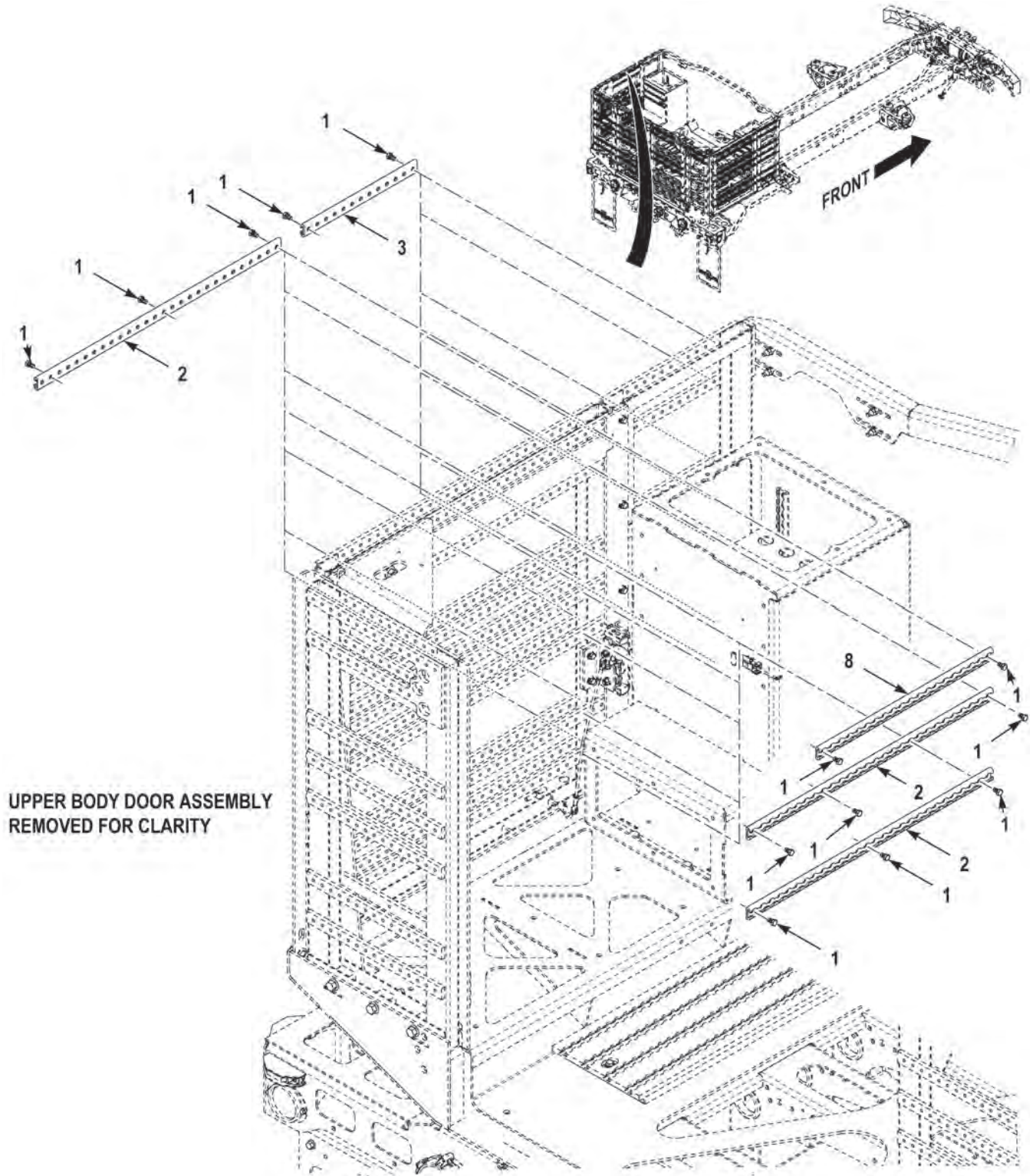


FIGURE 191 - QUICK LOCK WALL (M1245) (SHEET 4 OF 5)

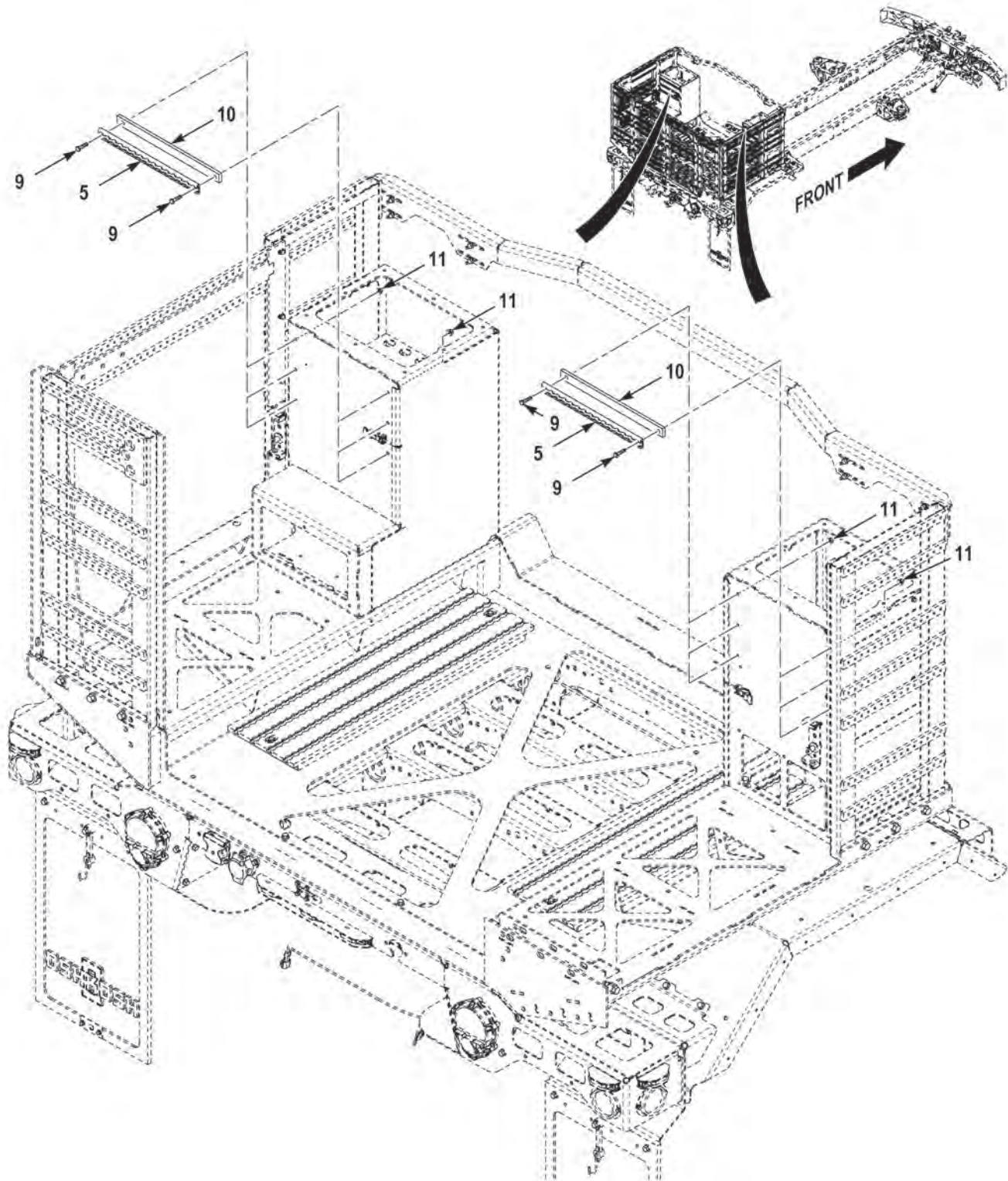


FIGURE 191 - QUICK LOCK WALL (M1245) (SHEET 5 OF 5)

(1) FIG.	(2) ITEM	(3) PART NO.	(4) DESCRIPTION	(5) QTY.	(6) U/M
			GROUP 2201 CANVAS, RUBBER, OR PLASTIC ITEMS FIG. 191 QUICK LOCK WALL (M1245)		
191	1	B1821BH031C050N	BOLT,MACHINE, .31-18 X .50 G8 ZY . . . . .	213	EA
191	2	3898005	TRACK,TIE DOWN . . . . .	27	EA
191	3	3898003	TRACK,TIE DOWN . . . . .	15	EA
191	4	3902306	TRACK,TIE DOWN . . . . .	4	EA
191	5	3898004	TRACK,TIE DOWN . . . . .	23	EA
191	6	3898006	TRACK,TIE DOWN . . . . .	13	EA
191	7	3902307	TRACK,TIE DOWN . . . . .	5	EA
191	8	3902158	TRACK,TIE DOWN . . . . .	1	EA
191	9	3278917	SCREW,CAP,HEX HEAD, .31-18 X 1.25 G8 PO . . . . .	12	EA
191	10	3891928	PLATE,THREADED . . . . .	6	EA
191	11	115303A	NUT,SELF-LOCKING, .31-18 G8 PO . . . . .	12	EA

END OF FIGURE



---

**FIELD AND SUSTAINMENT MAINTENANCE  
QUICK LOCK FLOOR (M1245)**

---



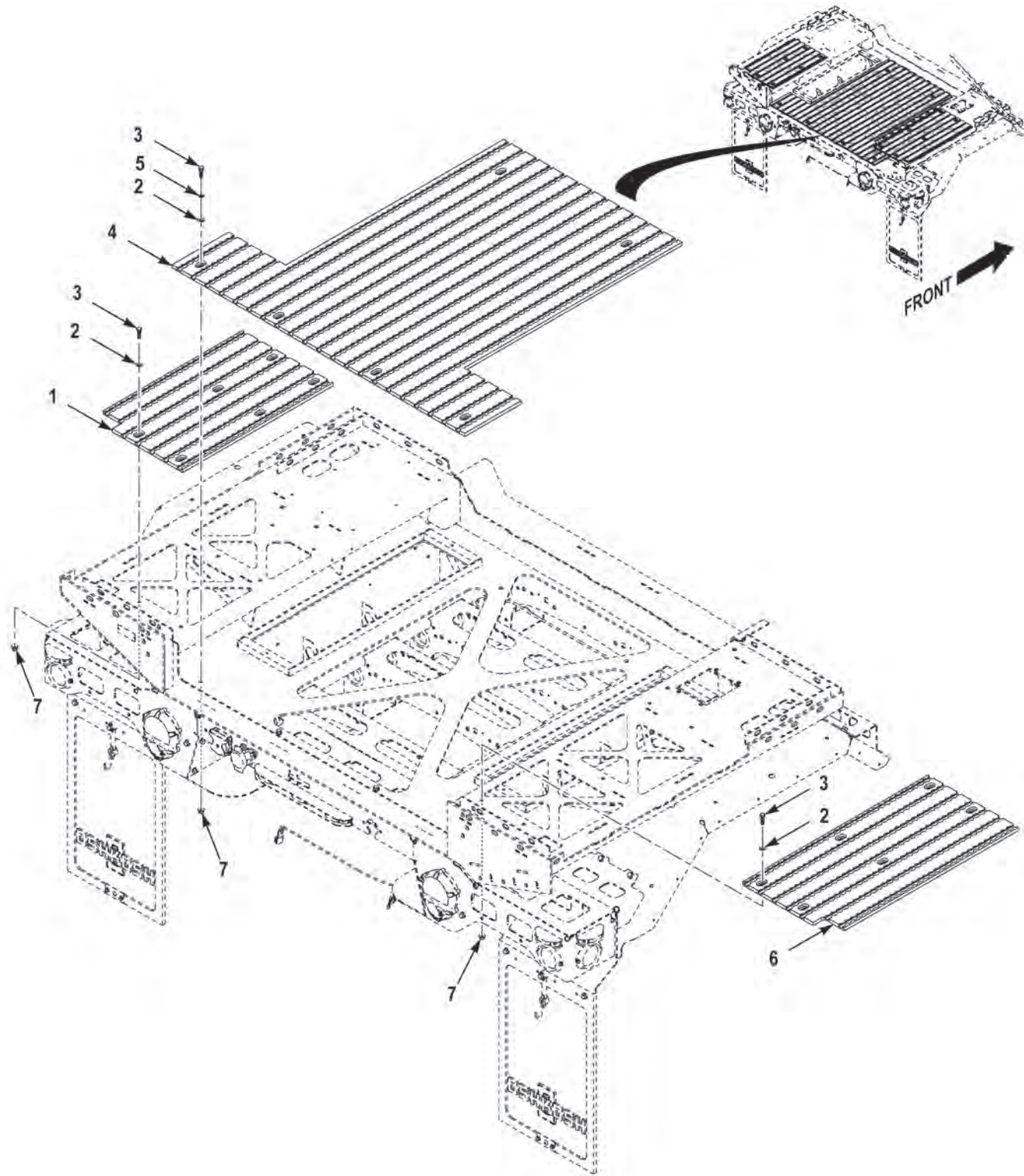


FIGURE 192 - QUICK LOCK FLOOR (M1245)



(1) FIG.	(2) ITEM	(3) PART NO.	(4) DESCRIPTION	(5) QTY.	(6) U/M
			GROUP 2201 CANVAS, RUBBER, OR PLASTIC ITEMS		
			FIG. 192 QUICK LOCK FLOOR (M1245)		
192	1	3893814	PANEL,QUICK LOCK,LH . . . . .	1	EA
192	2	3436668	WASHER,FLAT,.38 X .81 X .07 DC . . . . .	18	EA
192	3	3268943	SCREW,CAP,HEX HEAD,.38-16 X 1.25 G5 DA . . . . .	18	EA
192	4	3890635	PANEL,QUICK LOCK,CENTER . . . . .	1	EA
192	5	3268945	WASHER,LOCK,.38 X .68 X .06 DA . . . . .	4	EA
192	6	3893813	FLOOR,QUICK LOCK,RH . . . . .	1	EA
192	7	3266309	NUT,SELF-LOCKING,.38-16 G8 DA . . . . .	14	EA

END OF FIGURE



---

**FIELD AND SUSTAINMENT MAINTENANCE  
CARGO ACCESS LADDER (M1245)**

---

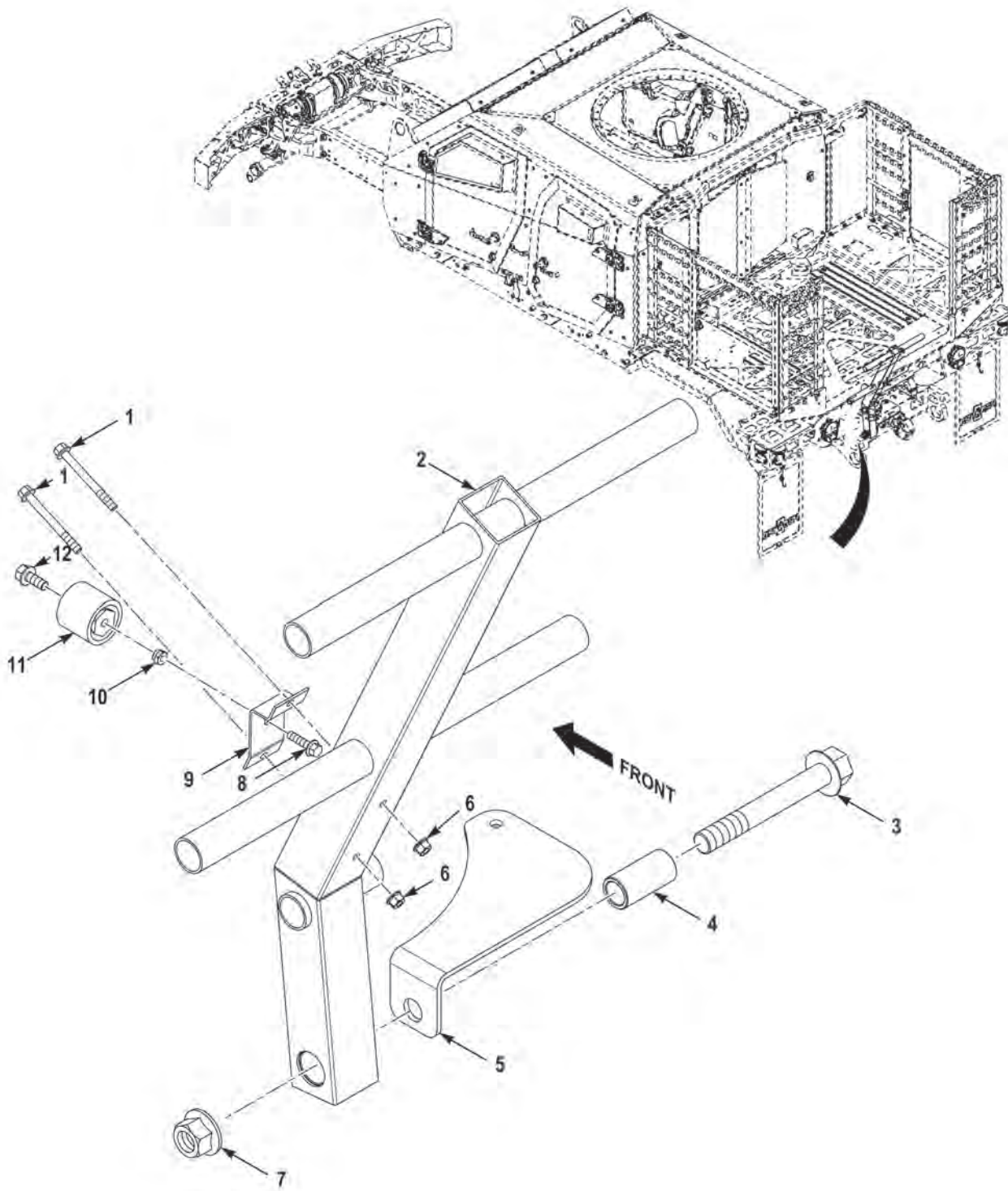


FIGURE 193 - CARGO ACCESS LADDER (M1245)

(1) FIG.	(2) ITEM	(3) PART NO.	(4) DESCRIPTION	(5) QTY.	(6) U/M
			GROUP 2202 CHASSIS OR HULL ACCESSORY ITEMS		
			FIG. 193 CARGO ACCESS LADDER (M1245)		
193	1	3270027	SCREW,CAP,HEX HEAD,.25-20 X 2.50 G8 DA . . . . .	2	EA
193	2	3906692	STEP,VEHICULAR . . . . .	1	EA
193	3	3534436	SCREW,CAP,HEX HEAD,.75-10 X 5.50 G8 PO . . . . .	1	EA
193	4	3839188	SPACER . . . . .	1	EA
193	5	3907669	BRACKET,VEHICULAR . . . . .	1	EA
193	6	3266307	NUT,SELF-LOCKING,.25-20 G8 DA . . . . .	2	EA
193	7	S075460	NUT,SELF-LOCKING,.75-10 G8 PO . . . . .	1	EA
193	8	3266312	SCREW,CAP,HEX HEAD,.25-20X1.00 G8 DA . . . . .	1	EA
193	9	3906693	BRACKET,VEHICULAR . . . . .	1	EA
193	10	21NE-040	NUT,SELF-LOCKING,.25-20 G2 ZC . . . . .	1	EA
193	11	38R	DOOR HOLDER,RUBBER . . . . .	1	EA
193	12	3266481	SCREW,CAP,HEX HEAD,.31-18 X .75 G8 DA . . . . .	1	EA

END OF FIGURE



---

**FIELD AND SUSTAINMENT MAINTENANCE  
MIRROR ASSEMBLY (M1240)**

---



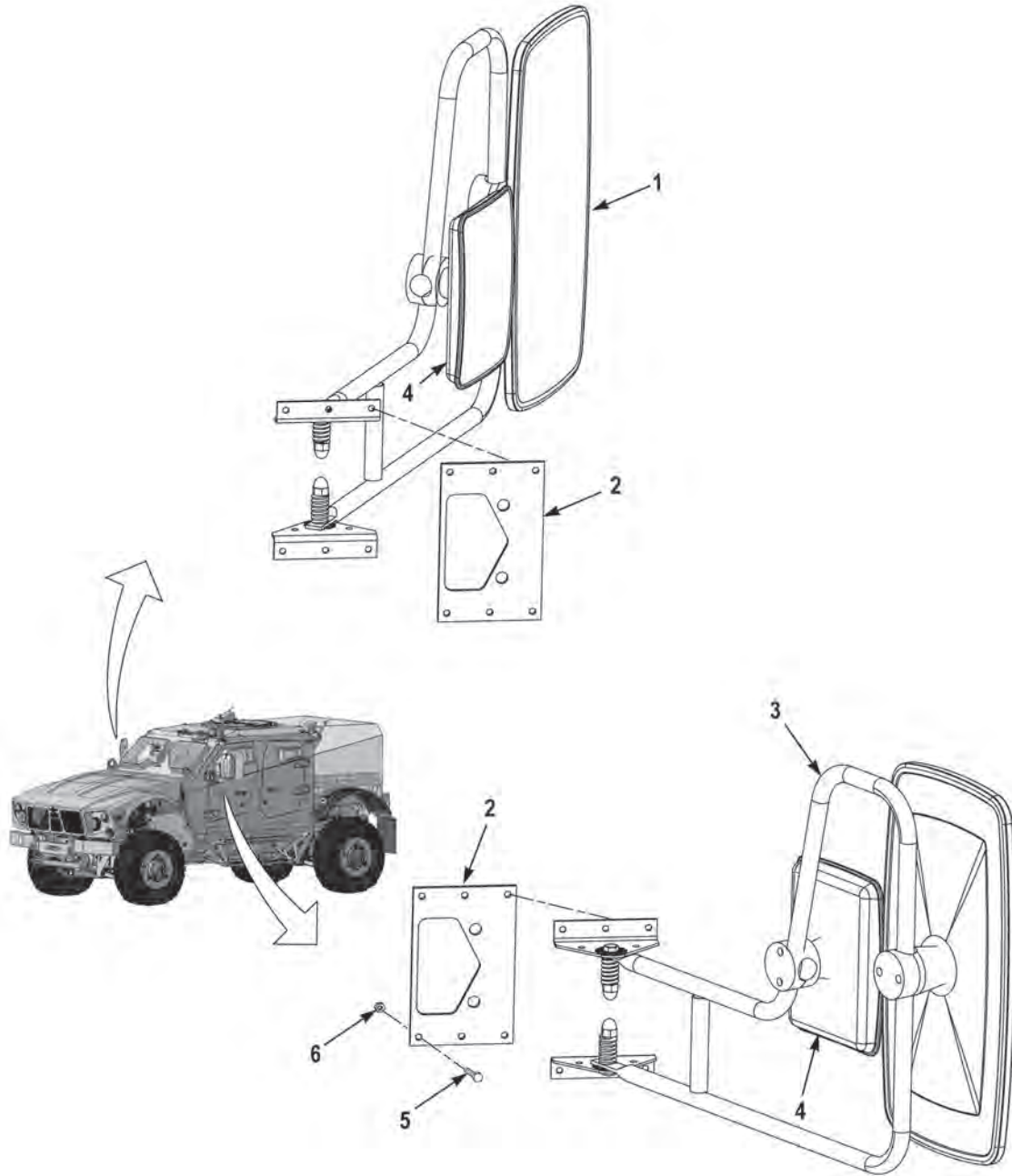


FIGURE 194 - MIRROR ASSEMBLY (M1240)

(1) FIG.	(2) ITEM	(3) PART NO.	(4) DESCRIPTION	(5) QTY.	(6) U/M
			GROUP 2202 CHASSIS OR HULL ACCESSORY ITEMS		
			FIG. 194 MIRROR ASSEMBLY (M1240)		
194	1	3822583	MIRROR ASSEMBLY, MANUAL, RH . . . . .	1	EA
194	2	3822586	PLATE, MIRROR MOUNTING . . . . .	2	EA
194	3	3822582	MIRROR ASSEMBLY, MANUAL, LH . . . . .	1	EA
194	4	3467918	MIRROR ASSEMBLY, EURO . . . . .	2	EA
194	5	1606140	SCREW, CAP, HEXAGON HEAD, 1/4-20 X 3/4. . . . .	12	EA
194	6	1600460	NUT, SELF-LOCKING, CLINCH, 0.25-20 . . . . .	12	EA

END OF FIGURE



---

**FIELD AND SUSTAINMENT MAINTENANCE  
AUXILIARY MIRRORS (M1240A1)**

---

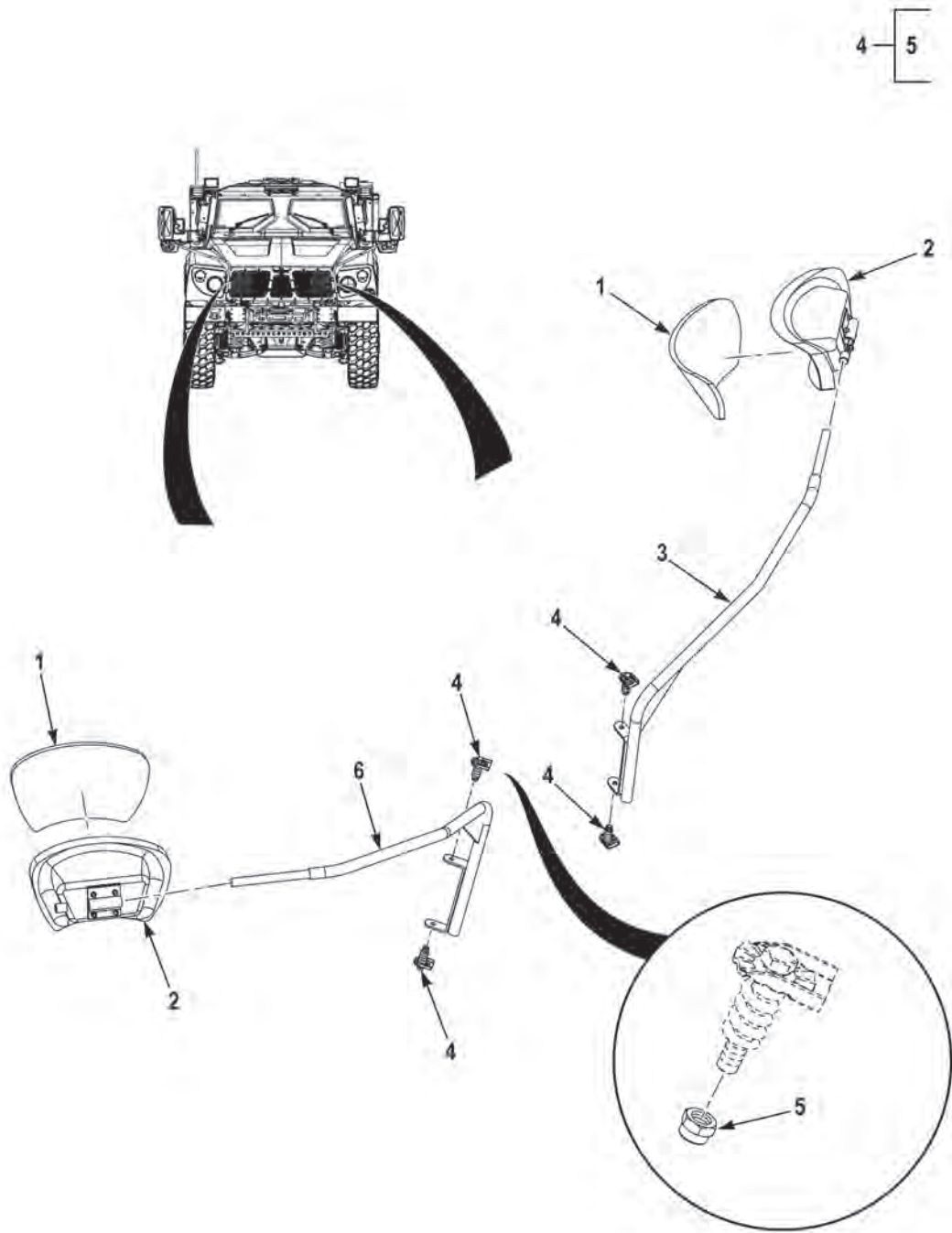


FIGURE 195 - AUXILIARY MIRRORS (M1240A1)

(1) FIG.	(2) ITEM	(3) PART NO.	(4) DESCRIPTION	(5) QTY.	(6) U/M
			GROUP 2202 CHASSIS OR HULL ACCESSORY ITEMS		
			FIG. 195 AUXILIARY MIRRORS (M1240A1)		
195	1	25-001TL	LENS,MIRROR,FR FENDER . . . . .	2	EA
195	2	25-001T-2	HOUSING,MIRROR, . . . . .	2	EA
195	3	3875474	ARM,REARVIEW MIRROR,LH. . . . .	1	EA
195	4	613578	MIRROR,PIVOT ARM KIT, . . . . .	4	EA
195	5	102382	. NUT,SELF-LOCKING,3/8-16. . . . .	1	EA
195	6	3875505	ARM,REARVIEW MIRROR,RH . . . . .	1	EA

**END OF FIGURE**





---

**FIELD AND SUSTAINMENT MAINTENANCE  
WINDSHIELD WIPERS ASSEMBLY (M1240)**

---

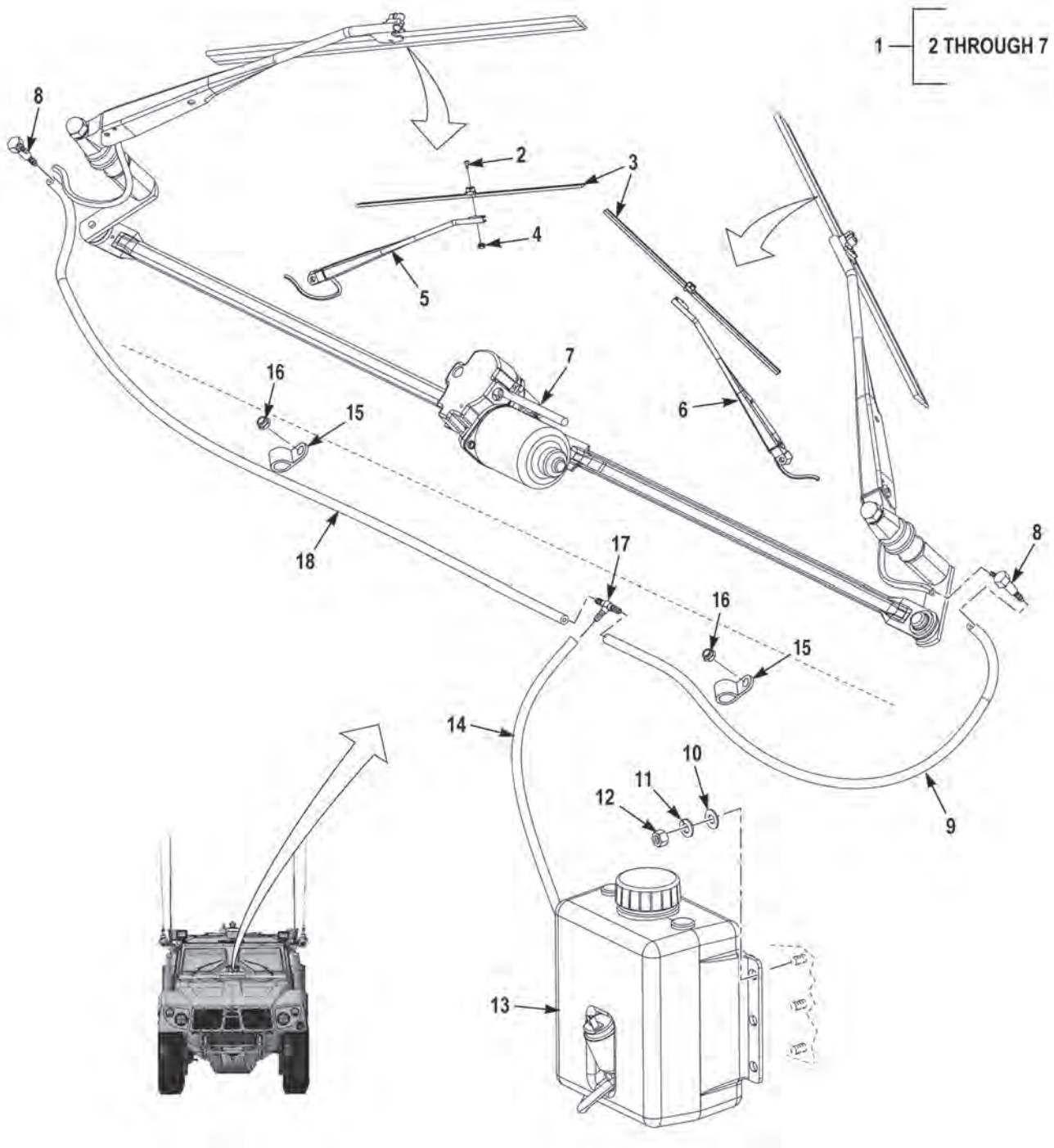


FIGURE 196 - WINDSHIELD WIPERS ASSEMBLY (M1240)

(1) FIG.	(2) ITEM	(3) PART NO.	(4) DESCRIPTION	(5) QTY.	(6) U/M
			GROUP 2202 CHASSIS OR HULL ACCESSORY ITEMS		
			FIG. 196 WINDSHIELD WIPERS ASSEMBLY (M1240)		
196	1	3819835	WINDOW WIPER ASSEMBLY . . . . .	1	EA
196	2	C-971-1	.SCREW, MACHINE . . . . .	2	EA
196	3	C-1100-2-18	.BLADE, WINDSHIELD WIPER . . . . .	2	EA
196	4	C-972	.NUT, SELF-LOCKING . . . . .	2	EA
196	5	5139-16-BW	.WIPER ARM ASSY, RH . . . . .	1	EA
196	6	4139-16-BW	.WIPER ARM ASSY, LH . . . . .	1	EA
196	7	E-008-148	.MOTOR ASSY . . . . .	1	EA
196	8	2195080	ELBOW, HOSE . . . . .	2	EA
196	9	40AW168-016	HOSE, FLEXIBLE, 16 INCH . . . . .	1	EA
196	10	703HX	WASHER, FLAT, 1/4 . . . . .	4	EA
196	11	353AX	WASHER, LOCK, 1/4 . . . . .	4	EA
196	12	767HX1	NUT, HEXAGON, 1/4-20 . . . . .	4	EA
196	13	3824843	BOTTLE, WASHER FLUID . . . . .	1	EA
196	14	40AW168-027	HOSE, FLEXIBLE, 27 INCH . . . . .	1	EA
196	15	2290HX	CLIP, CUSHION . . . . .	3	EA
196	16	66419AX	NUT, SELF-LOCKING, HEXAGON, 1/4-20 . . . . .	2	EA
196	17	1TW8	TEE, FITTING . . . . .	1	EA
196	18	40AW168-057	HOSE, FLEXIBLE, 57 INCH . . . . .	1	EA

END OF FIGURE



---

**FIELD AND SUSTAINMENT MAINTENANCE  
WINDSHIELD WIPERS ASSEMBLY (M1245)**

---

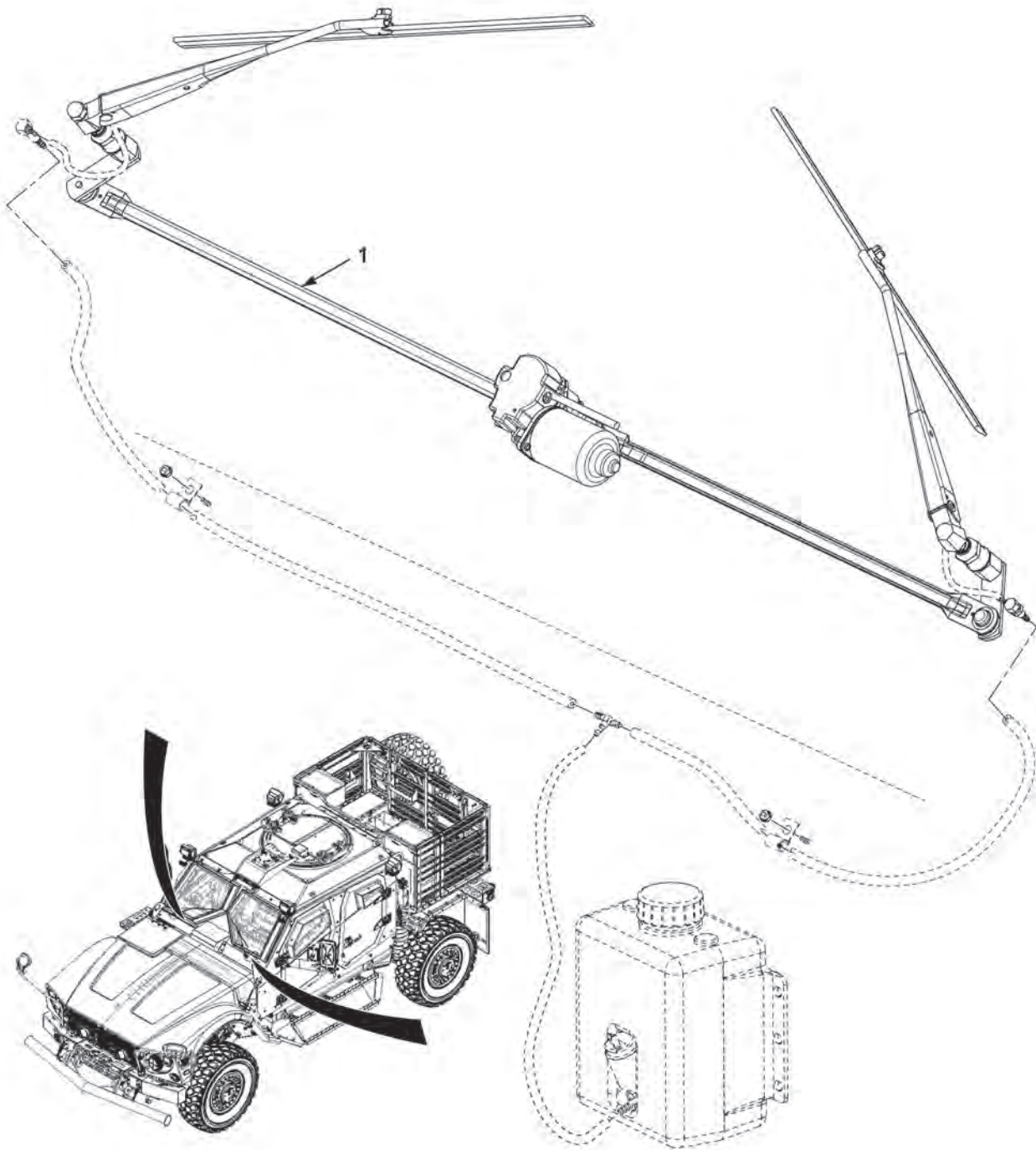


FIGURE 197 - WINDSHIELD WIPERS ASSEMBLY (M1245)

(1) FIG.	(2) ITEM	(3) PART NO.	(4) DESCRIPTION	(5) QTY.	(6) U/M
			GROUP 2202 CHASSIS OR HULL ACCESSORY ITEMS		
			FIG. 197 WINDSHIELD WIPERS ASSEMBLY (M1245)		
197	1	OSHKOSH TRK #99	WINDOW WIPER ASSY.....	1	EA

**END OF FIGURE**





---

**FIELD AND SUSTAINMENT MAINTENANCE  
LABELS (M1240A1)**

---

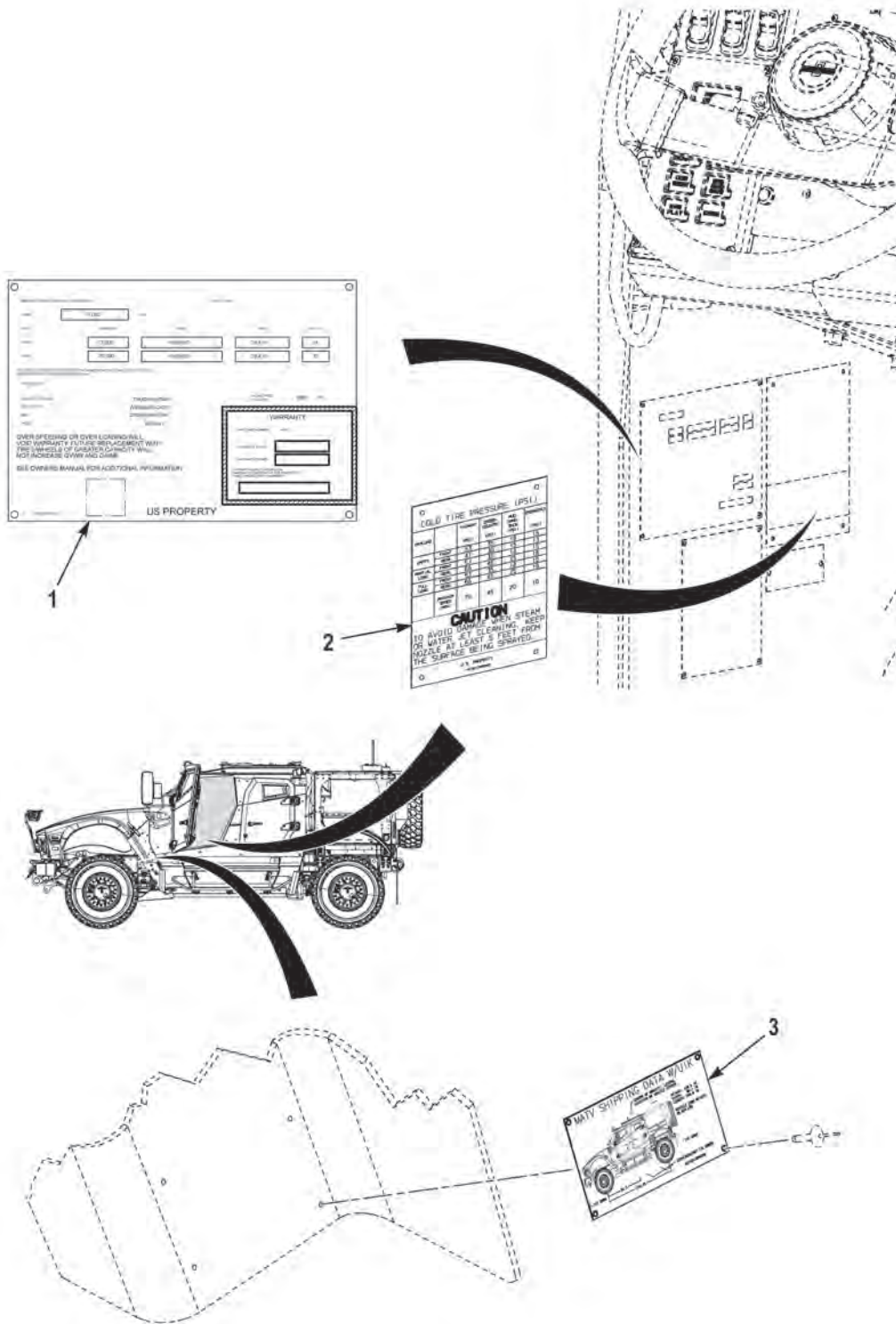


FIGURE 198 - LABELS (M1240A1)

(1) FIG.	(2) ITEM	(3) PART NO.	(4) DESCRIPTION	(5) QTY.	(6) U/M
			GROUP 4202 ELECTRICAL EQUIPMENT CONTROLS FIG. 198 LABELS (M1240A1)		
198	1	3988428	PLATE,INSTRUCTION, .....	1	EA
198	2	3964149	PLATE,INSTRUCTION, .....	1	EA
198	3	3964150	PLATE,INSTRUCTION, .....	1	EA

END OF FIGURE



---

**FIELD AND SUSTAINMENT MAINTENANCE  
CHECK 6 (M1240A1)**

---

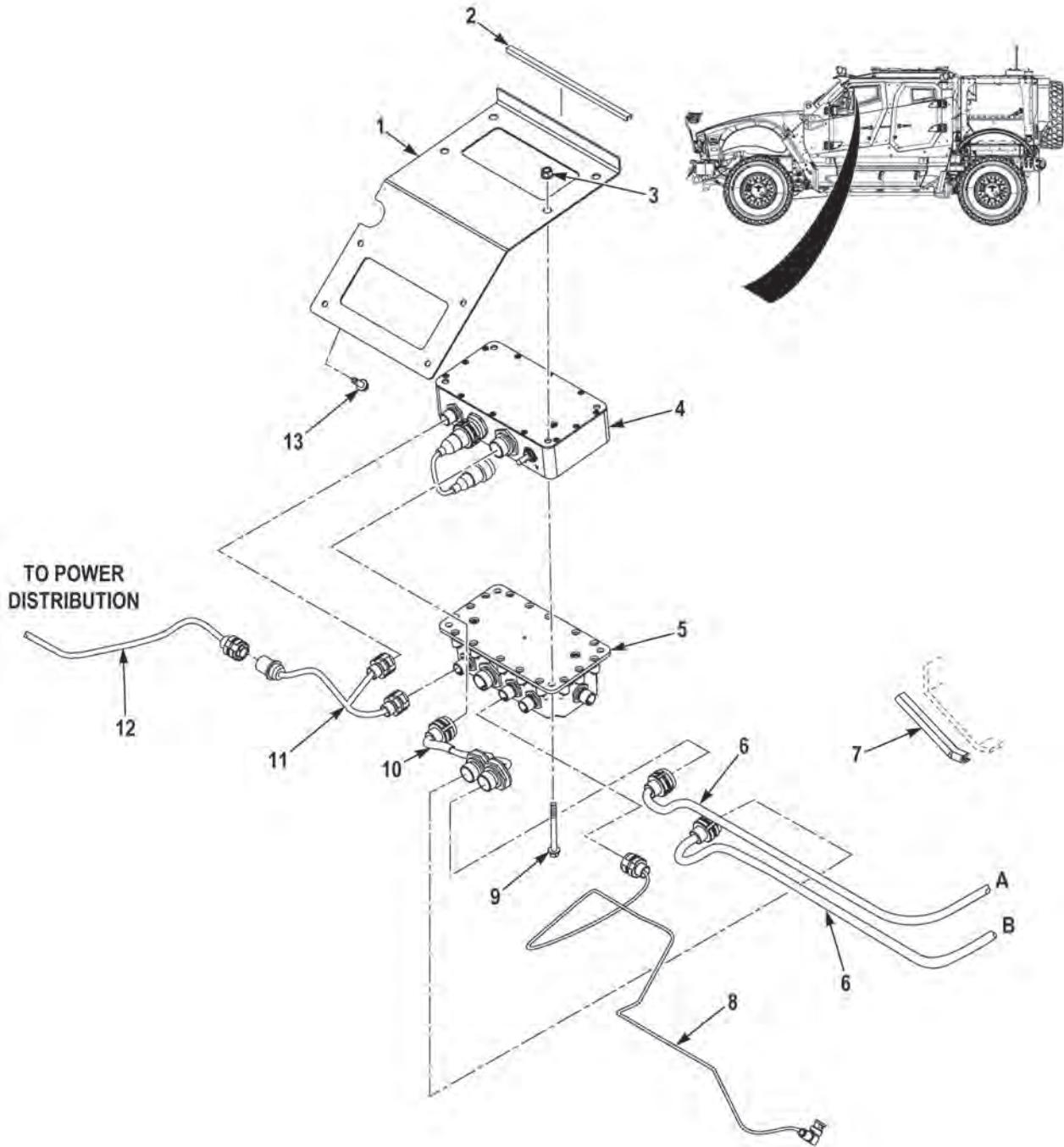


FIGURE 199 - CHECK 6 (M1240A1) (SHEET 1 OF 3)

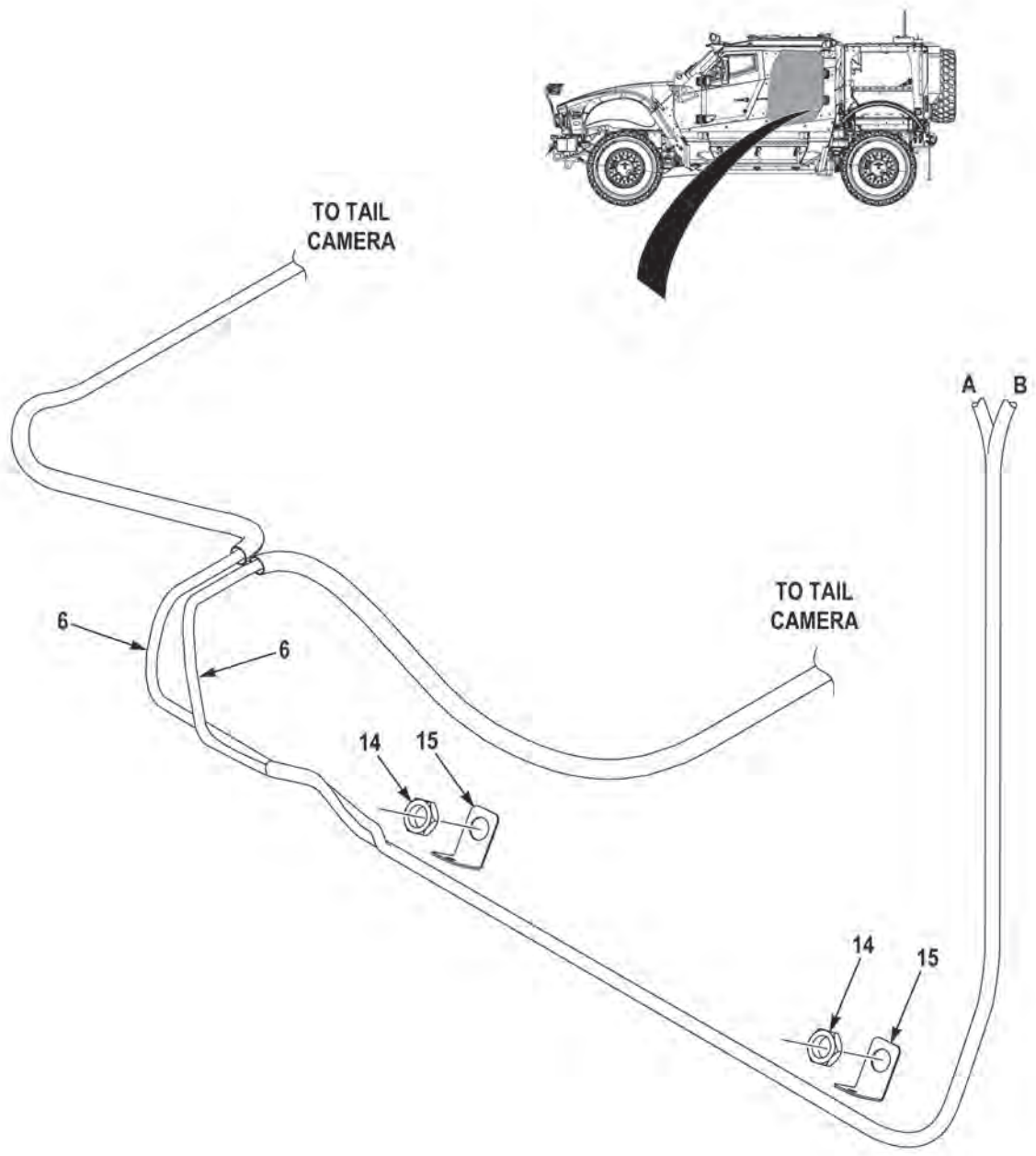


FIGURE 199 - CHECK 6 (M1240A1) (SHEET 2 OF 3)

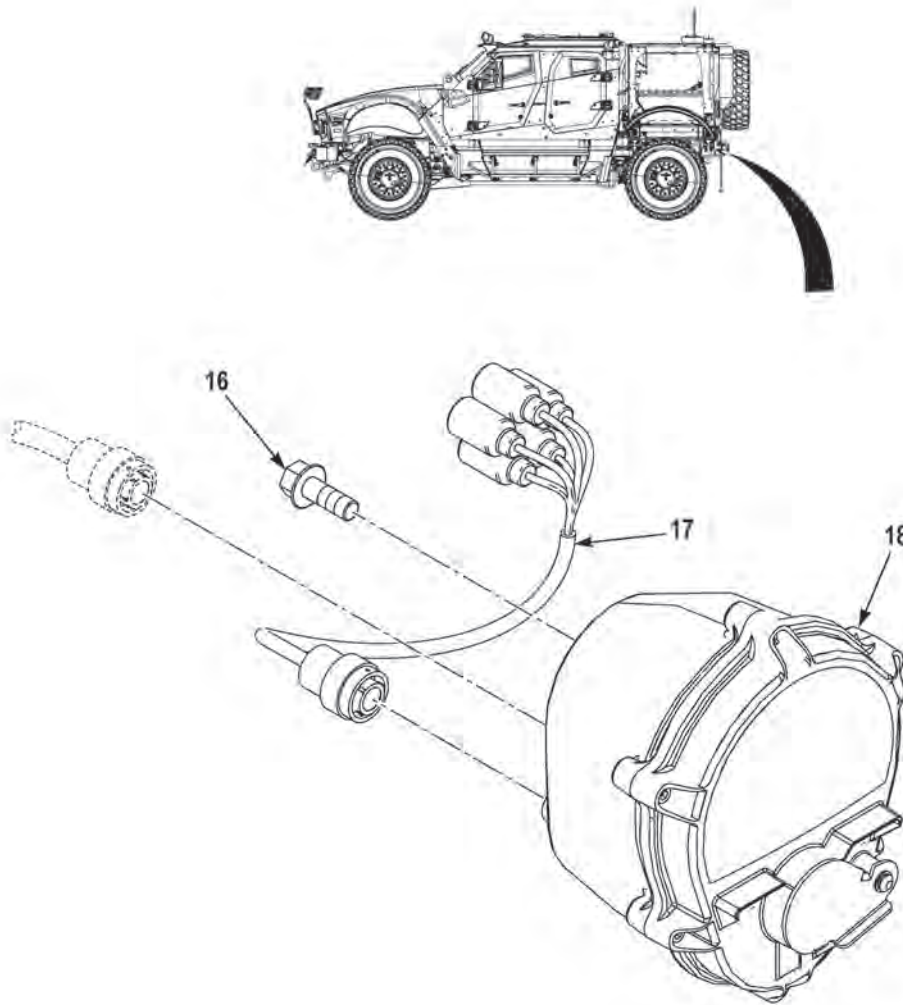


FIGURE 199 - CHECK 6 (M1240A1) (SHEET 3 OF 3)



(1) FIG.	(2) ITEM	(3) PART NO.	(4) DESCRIPTION	(5) QTY.	(6) U/M
			GROUP 4202 ELECTRICAL EQUIPMENT CONTROLS FIG. 199 CHECK 6 (M1240A1)		
199	1	3897992	BRACKET,MOUNTING, . . . . .	1	EA
199	2	1467160-008	QUICKEDGE MOLDING,MAKE FROM MOLDING P/N 75000343 (82654), 8 IN LG. . . . .	1	EA
199	3	0192408	NUT,SELF-LOCKING,.25-20 G5 ZY . . . . .	4	EA
199	4	348201-7001	CONTROL,CAMERA,ADVANCE . . . . .	1	EA
199	5	8416734-1	CONTROL,CAMERA,RECONNAISSANCE SYSTEM	1	EA
199	6	3836945	CABLE ASSEMBLY, . . . . .	2	EA
199	7	26947BX-009	MOLDING,QUICKEDGE,MAKE FROM CHANNEL P/N 75000317 (82654), 9 IN LG. . . . .	1	EA
199	8	3838214	CABLE ASSEMBLY, . . . . .	1	EA
199	9	3511453	SCREW,CAP,HEX HEAD,1/4-20 X 2 3/4 . . . . .	4	EA
199	10	348226-7001	CABLE ASSEMBLY,CAMERA . . . . .	1	EA
199	11	348223-7001	CABLE ASSEMBLY,POWER . . . . .	1	EA
199	12	8442303-2	CABLE ASSEMBLY, . . . . .	1	EA
199	13	110961	SCREW,CAP,HEX HEAD,.25-20 X .75 G5 ZY . . . . .	4	EA
199	14	40181	NUT,PLAIN,HEXAGON,M20-2.5 C10.9 UF . . . . .	2	EA
199	15	3845294	BRACKET,ANGLE,SPOTLIGHT . . . . .	2	EA
199	16	10823-01171	SCREW,CAP,HEX HEAD,.38-16X1.00 G8 DA . . . . .	4	EA
199	17	3882369	CABLE ASSEMBLY,ADAPTOR,12 IN LG. . . . .	2	EA
199	18	8417170-1	LIGHT,TAIL,CAMERA . . . . .	2	EA

END OF FIGURE



---

**FIELD AND SUSTAINMENT MAINTENANCE  
AIR SOLENOID MANIFOLD (M1240)**

---

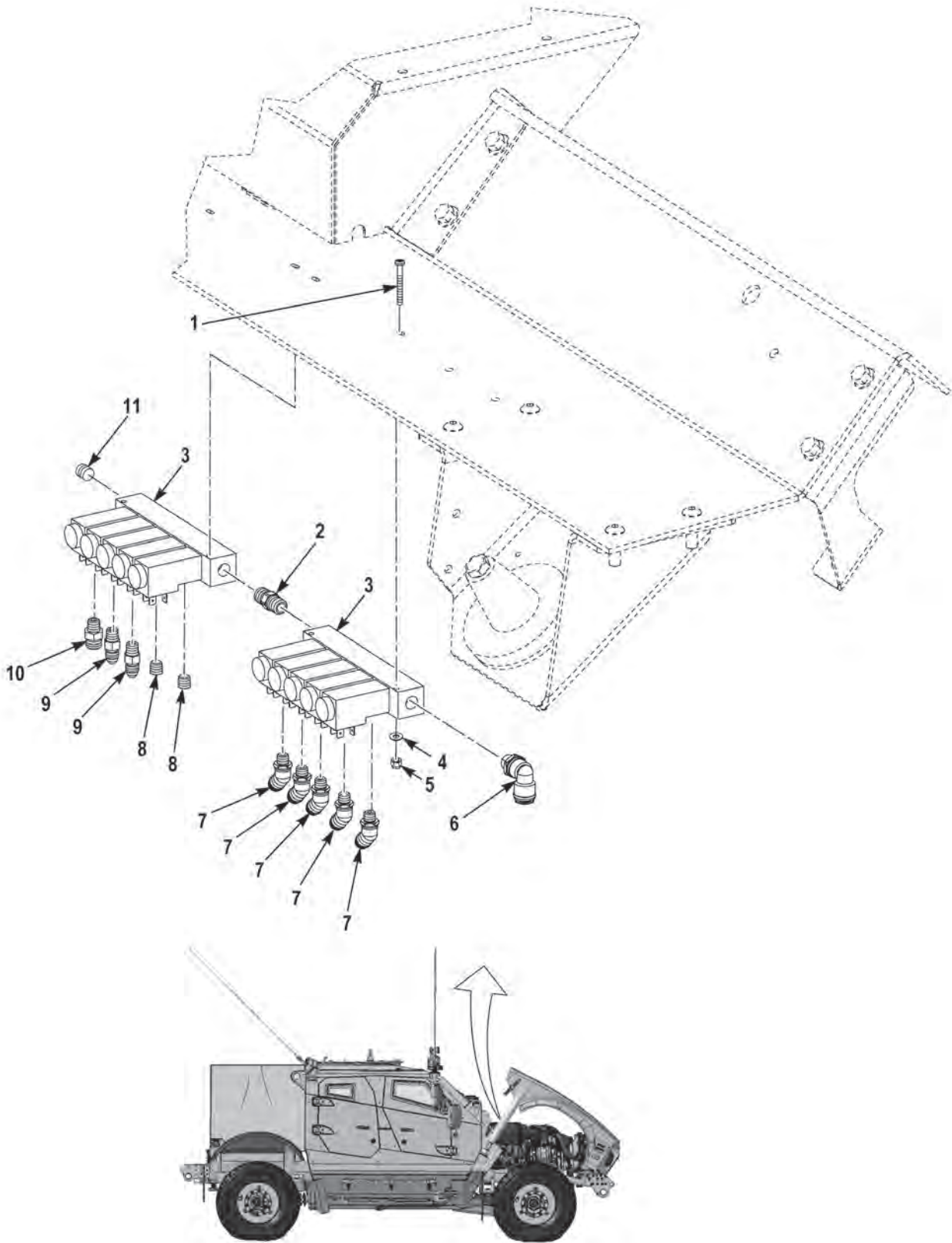


FIGURE 200 - AIR SOLENOID MANIFOLD (M1240)

(1) FIG.	(2) ITEM	(3) PART NO.	(4) DESCRIPTION	(5) QTY.	(6) U/M
			GROUP 4317 AIR MANIFOLD		
			FIG. 200 AIR SOLENOID MANIFOLD (M1240)		
200	1	1503660	SCREW, PAN XR # 8 -32 X 1.50 NS XC .....	4	EA
200	2	2246550	FITTING, STRAIGHT 4 NPT - NPT MM BR .....	1	EA
200	3	3678834	VALVE, SOLENOID 5 STATION 24V .....	2	EA
200	4	2473HX1	WASH, FLT .19 X .44 X .05 ZY SPL.....	4	EA
200	5	3268683	NUT, HEX, LKNY #8 - 32 NS SPL .....	4	EA
200	6	3536422	FTG, 90 6 PTC - 4 NPT FM PL.....	1	EA
200	7	3536417	FTG, 45 4 PTC - 2 NPT FM PL.....	5	EA
200	8	1732170	FTG, PLUG 2 NPT M BR INHEX .....	2	EA
200	9	1832810	FTG, ST 4 JIC - 2NPT MM BR.....	2	EA
200	10	3536387	FTG, ST 4 PTC - 2 NPT FM PL.....	1	EA
200	11	111500A	FTG, PLUG 4 NPT M BR INHEX .....	1	EA

END OF FIGURE



---

**FIELD AND SUSTAINMENT MAINTENANCE  
HEATING/AIR CONDITIONING ENGINE (M1240)**

---

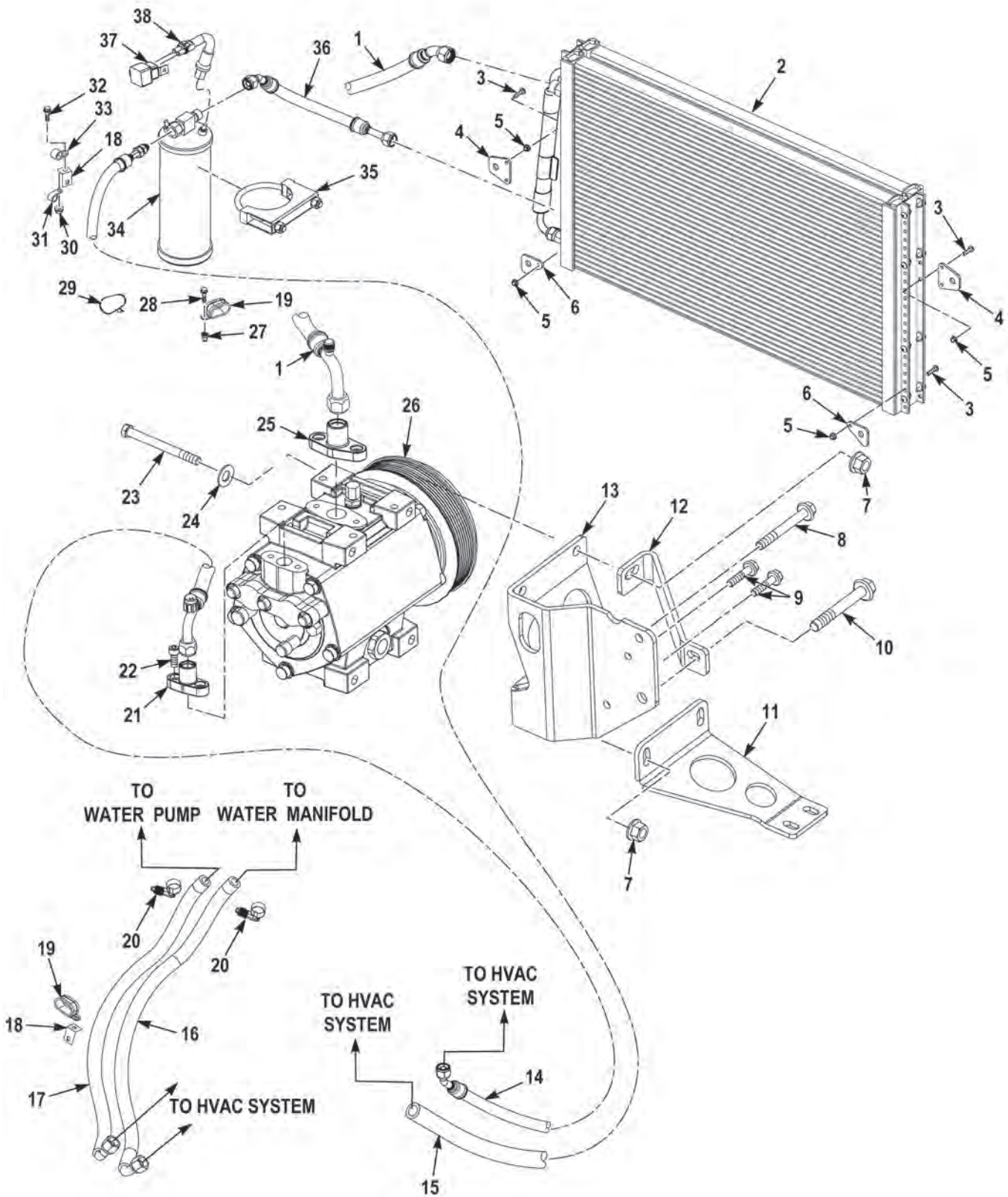


FIGURE 201 - HEATING/AIR CONDITIONING ENGINE (M1240)



(1) FIG.	(2) ITEM	(3) PART NO.	(4) DESCRIPTION	(5) QTY.	(6) U/M
			GROUP 5200 HVAC COMPRESSOR ASSEMBLY FIG. 201 HEATING/AIR CONDITIONING ENGINE (M1240)		
201	1	3825017	HOSE ASSY #12 . . . . .	1	EA
201	2	3823425	CONDENSOR, DUAL SERIES. . . . .	1	EA
201	3	1416350	SCREW, MACHINE, #10 - 24 X 3/4 . . . . .	18	EA
201	4	3821303	BRACKET, UPPER, CONDENSOR MOUNTING . . . .	2	EA
201	5	1376550	NUT, SELF-LOCKING, HEXAGON, #10 - 24 . . . . .	6	EA
201	6	3821304	BRACKET, LOWER, CONDENSOR MOUNTING . . .	2	EA
201	7	352498003	NUT, PLAIN, EXTENDED WASHER, HEXAGON, M10 - 1.5. . . . .	4	EA
201	8	3524927065	SCREW, FLANGED, HEXAGON HEAD, M10 - 1.5 X 80	1	EA
201	9	3524927029	SCREW, FLANGED, HEXAGON HEAD, M8 - 1.25 X 35	2	EA
201	10	3524927095	SCREW, FLANGED, HEXAGON HEAD, M12 - 1.75 X 70. . . . .	1	EA
201	11	3820496	BRACKET, COMPRESSOR MOUNT, LOWER. . . . .	1	EA
201	12	3820497	STRAP, COMPRESSOR MOUNT, UPPER . . . . .	1	EA
201	13	3820493	BRACKET, COMPRESSOR MOUNTING . . . . .	1	EA
201	14	3824983	HOSE ASSEMBLY #10. . . . .	1	EA
201	15	3825019	HOSE ASSEMBLY #6. . . . .	1	EA
201	16	69851AX	HOSE ASSEMBLY . . . . .	75	IN
201	17	69851AX	HOSE ASSEMBLY . . . . .	41	IN
201	18	3829767	BRACKET, STANDOFF . . . . .	1	EA
201	19	1488040	CUSHION CLAMP . . . . .	5	EA
201	20	1976250	CLAMP, HOSE . . . . .	4	EA
201	21	3825099	FLANGE, # 10 ORG, AC UX330. . . . .	1	EA
201	22	3516707	SCREW, CAP, SOCKET, M8 - 1.25 X 20 C12.9 . . . . .	4	EA
201	23	3524931079	SCREW, CAP, HEXAGON HEAD, M10 - 1.5 . . . . .	4	EA
201	24	3528329003	WASHER, FLAT . . . . .	4	EA
201	25	3825100	FLANGE, # 12 ORG, AC UX330. . . . .	1	EA
201	26	3666625	COMPRESSOR, AIR CONDITIONER . . . . .	1	EA
201	27	3687911009	INSERT, THREADED .38 - 16 . . . . .	2	EA
201	28	1614120	BOLT, MACHINE, .38 - 16 X 1 . . . . .	2	EA
201	29	5193HX	TIE, CABLE . . . . .	4	EA
201	30	1333510	NUT, SELF-LOCKING, EXTENDED WASHER, HEXAGON, .31 - 18 . . . . .	1	EA
201	31	2287HX	CLIP, CUSHION . . . . .	1	EA
201	32	1754210	SCREW, FLANGED, HEXAGON HEAD, .31 - 18 X 1	1	EA
201	33	2334HX	CLAMP, LOOP . . . . .	1	EA
201	34	3490658	RECEIVER DRYER . . . . .	1	EA
201	35	1451310	CLAMP, MUFFLER . . . . .	1	EA

---

(1) FIG.	(2) ITEM	(3) PART NO.	(4) DESCRIPTION	(5) QTY.	(6) U/M
201	36	3825020	HOSE ASSEMBLY .....	1	EA
201	37	3276295	SWITCH, HI PRESSURE .....	1	EA
201	38	3760244	SWITCH, BINARY .....	1	EA
201	NI	19KP334	CAPSCREW, HEX, 8M X 80MM 10.9 YZC .....	1	EA

END OF FIGURE

---

**FIELD AND SUSTAINMENT MAINTENANCE  
HVAC COMPRESSOR AND PIPING (M1240A1)**

---

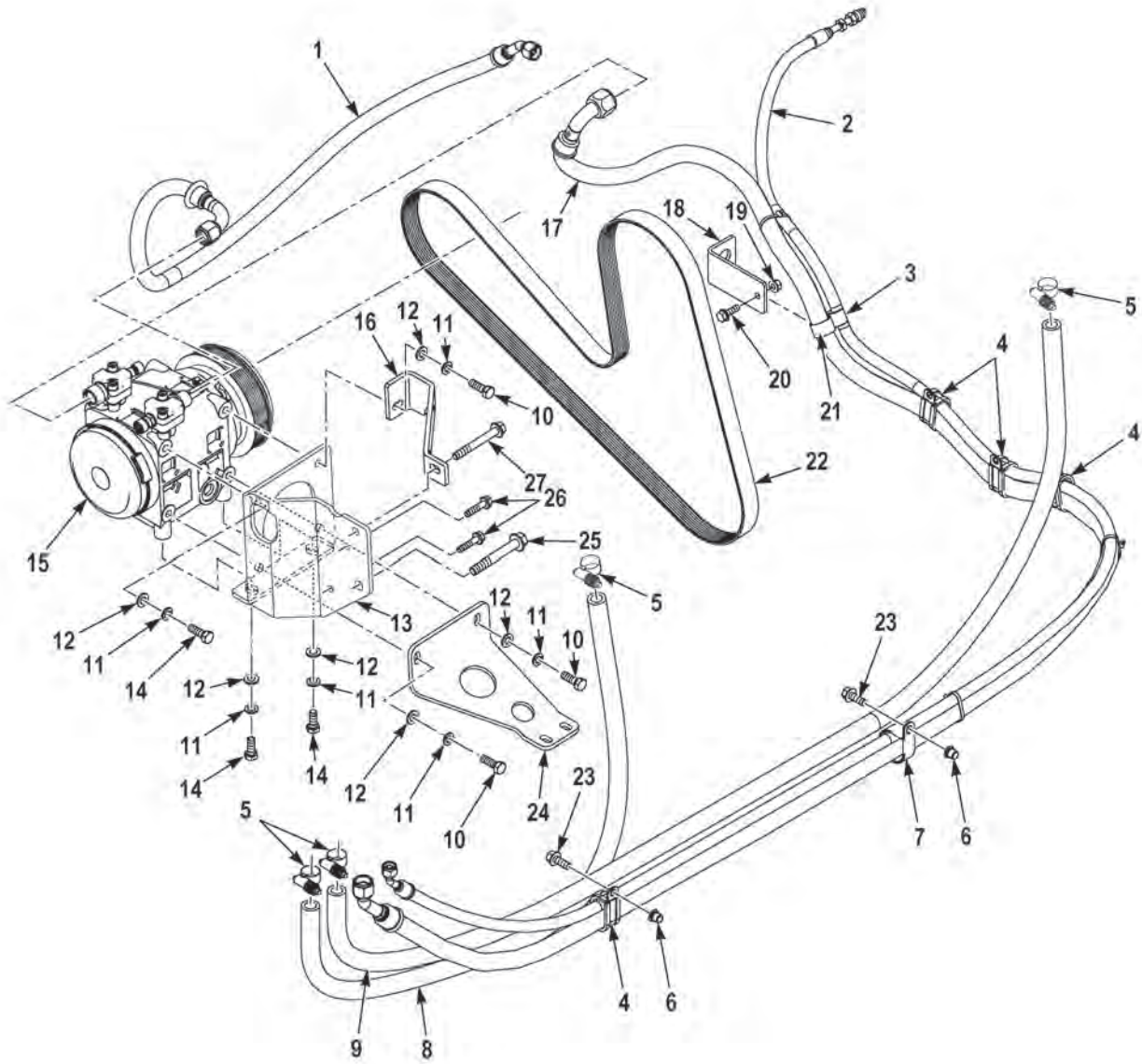


FIGURE 202 - HVAC COMPRESSOR AND PIPING (M1240A1)

(1) FIG.	(2) ITEM	(3) PART NO.	(4) DESCRIPTION	(5) QTY.	(6) U/M
GROUP 5200 HVAC COMPRESSOR ASSEMBLY					
FIG. 202 HVAC COMPRESSOR AND PIPING					
(M1240A1)					
202	1	3853992	HOSE ASSEMBLY,HOSE CODE 2521. ....	1	EA
202	2	3825019	HOSE ASSEMBLY,HOSE CODE 2524. ....	1	EA
202	3	COV-1913	CLAMP,LOOP,1.12ID . . . . .	1	EA
202	4	S344G15	CLAMP,LOOP,.94 ID . . . . .	4	EA
202	5	CT 9410 B	CLAMP,HOSE,1.06-.56ID . . . . .	4	EA
202	6	ALS9T-616-312	INSERT,SCREW THREAD,.38-16 X .312 TZ . . . . .	2	EA
202	7	2681HX	CLAMP,LOOP,1.75ID . . . . .	1	EA
202	8	69851AX-041	HOSE ASSEMBLY,MAKE FROM HOSE P/N FC647-10BLK (01276), 41 IN LG. . . . .	1	EA
202	9	69851AX-075	HOSE ASSEMBLY,MAKE FROM HOSE P/N FC647-10BLK (01276), 75 IN LG. . . . .	1	EA
202	10	3524931061	SCREW,CAP,HEX HEAD,M10-1.5 X 30 MM . . . . .	3	EA
202	11	3524930003	WASHER,SPLIT,M10 X 18.1 X 2.2 DG. . . . .	6	EA
202	12	91166A280	WASHER,FLAT,M10 X 20 X 2.0 . . . . .	6	EA
202	13	3853937	BRACKET,COMPRESSOR,COMPRESSOR . . . . .	1	EA
202	14	3524931059	SCREW,CAP,HEX HEAD,M10-1.5 X 25 MM . . . . .	3	EA
202	15	RD-5-13258-0P	COMPRESSOR,REFRIGERATION . . . . .	1	EA
202	16	3853939	BRACKET,MOUNTING,UPPER . . . . .	1	EA
202	17	3825017	HOSE ASSEMBLY,HOSE CODE 2522. ....	1	EA
202	18	3829767	BRACKET,VEHICULAR,. . . . .	1	EA
202	19	1333510	NUT,SELF-LOCKING,.31-18 G5 ZY . . . . .	1	EA
202	20	0155840	SCREW,CAP,HEX HEAD,.31-18 X 1.00 G5 ZY . . . . .	1	EA
202	21	C0V1313	CLAMP,LOOP,.75ID . . . . .	1	EA
202	22	K080806	BELT,. . . . .	1	EA
202	23	0155849	BOLT,MACHINE,.38-16 X 1.00 G5 ZY . . . . .	2	EA
202	24	3853938	BRACKET,COMPRESSOR,LOWER . . . . .	1	EA
202	25	3524927095	SCREW,CAP,HEX HEAD,M12-1.75 X 85 MM . . . . .	1	EA
202	26	3524927029	SCREW,CAP,HEX HEAD,M8-1.25 X 35 MM . . . . .	2	EA
202	27	3524927065	SCREW,CAP,HEX HEAD,M10-1.5 X 80 MM . . . . .	1	EA

END OF FIGURE



---

**FIELD AND SUSTAINMENT MAINTENANCE  
HEATING/AIR CONDITIONING CAB (M1240)**

---

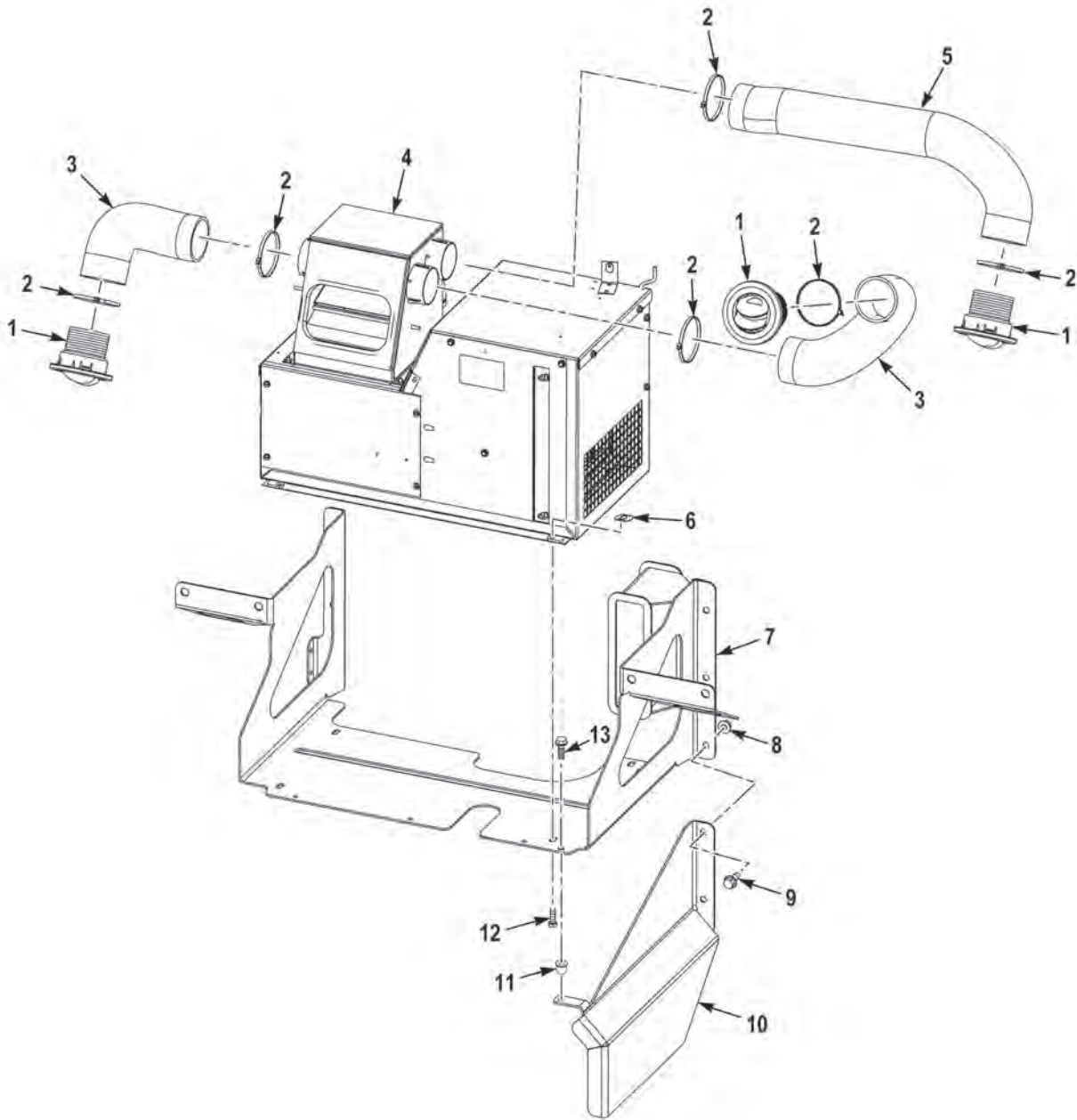


FIGURE 203 - HEATING/AIR CONDITIONING CAB (M1240) (SHEET 1 OF 3)



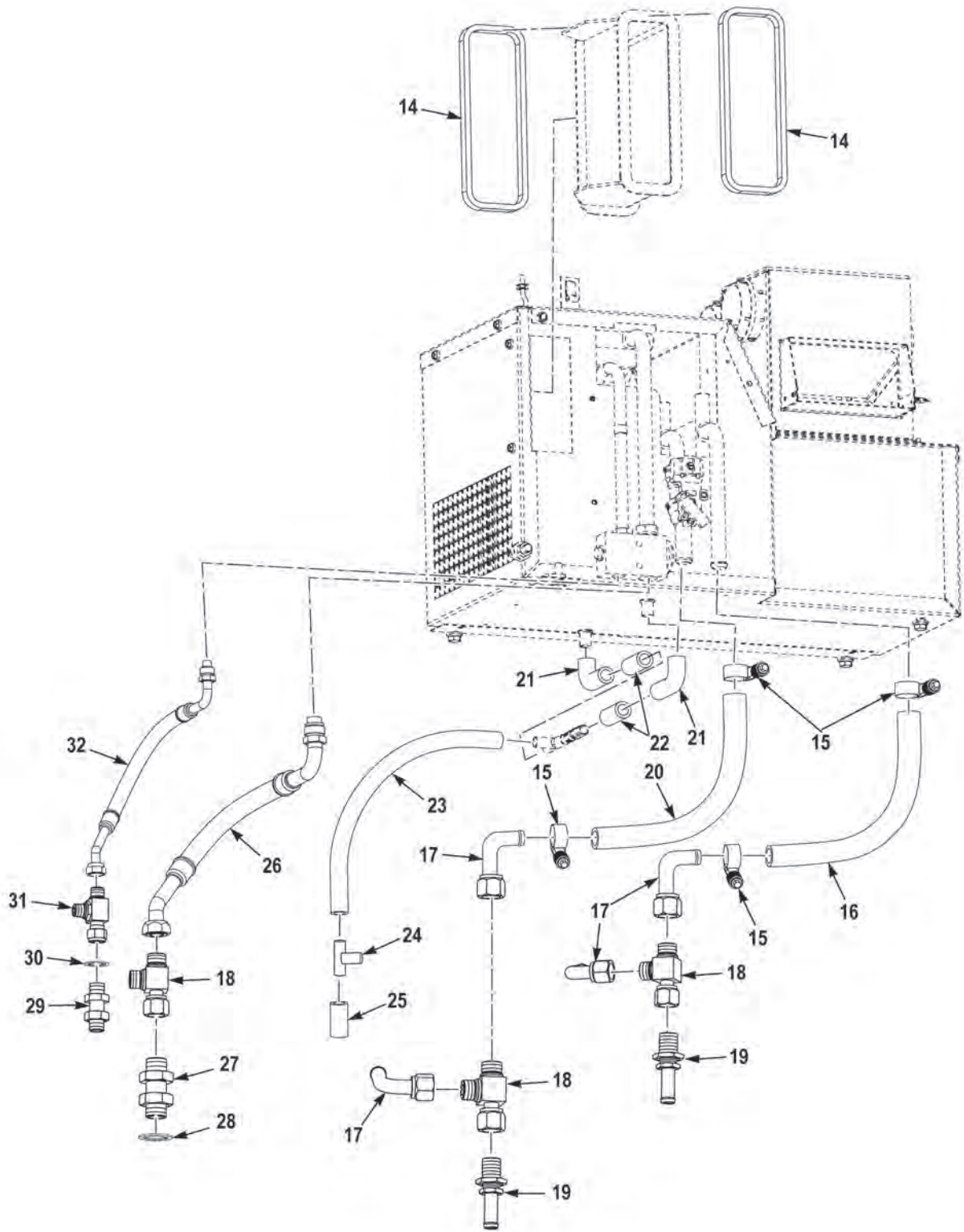


FIGURE 203 - HEATING/AIR CONDITIONING CAB (M1240) (SHEET 2 OF 3)

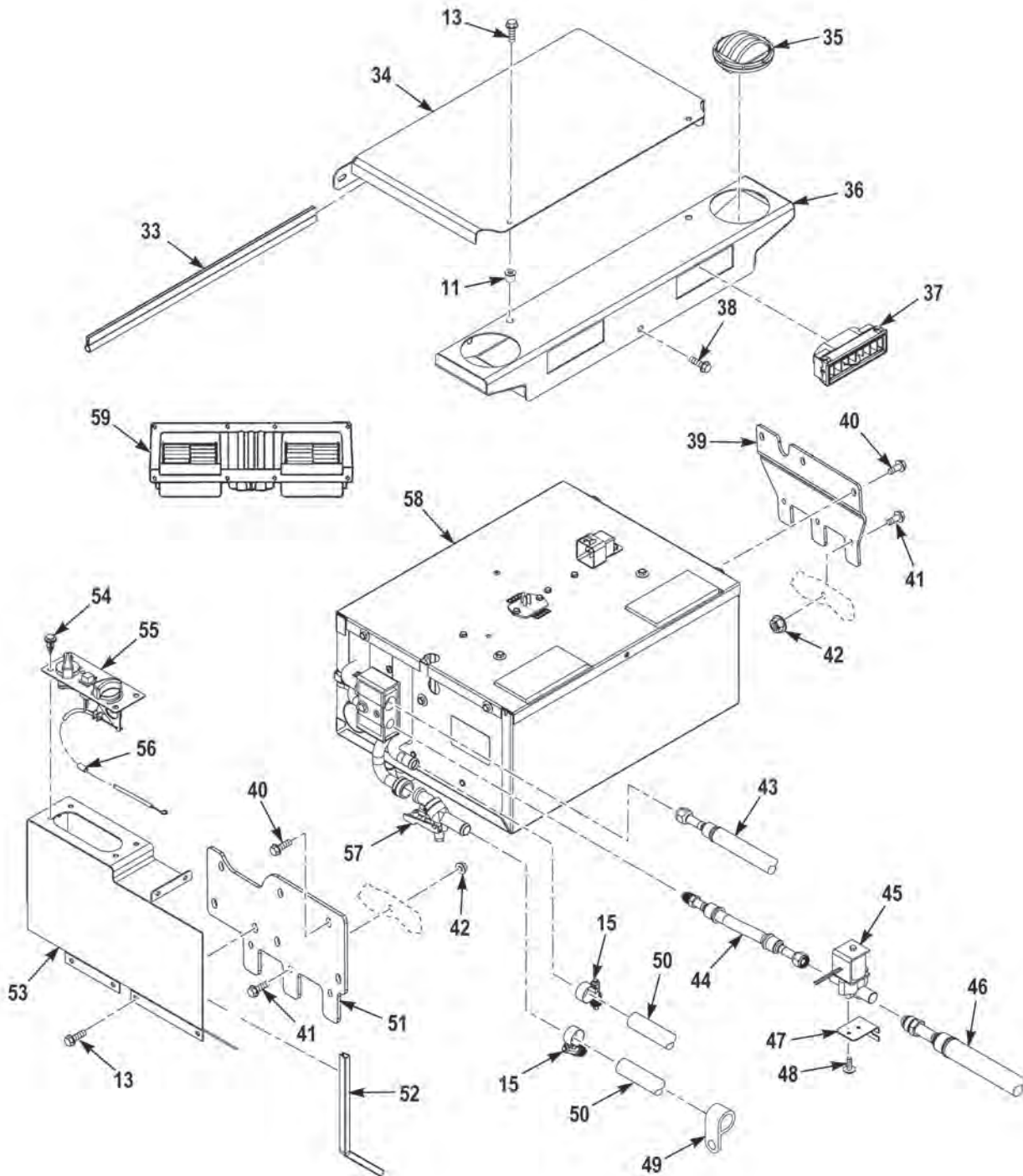


FIGURE 203 - HEATING/AIR CONDITIONING CAB (M1240) (SHEET 3 OF 3)

(1) FIG.	(2) ITEM	(3) PART NO.	(4) DESCRIPTION	(5) QTY.	(6) U/M
GROUP 5247 HVAC UNITS					
FIG. 203 HEATING/AIR CONDITIONING CAB (M1240)					
203	1	3664500	LOUVER 3 ROUND, ADJUSTABLE . . . . .	3	EA
203	2	5201HX	CABLE TIE . . . . .	10	EA
203	3	32850AX-018	HOSE, 18 INCHES . . . . .	2	EA
203	4	3819770	HEATER AC KIT, . . . . .	1	EA
203	5	32850AX-030	HOSE, 30 INCHES . . . . .	1	EA
203	6	20491FX1	NUT, SPEED . . . . .	6	EA
203	7	3817369	BRACKET, HVAC ASSEMBLY MOUNTING, WELDMENT . . . . .	1	EA
203	8	1437220	NUT, SELF-LOCKING, EXTENDED WASHER, HEXAGON, .38-16 . . . . .	6	EA
203	9	1614120	BOLT, MACHINE, .38-16 X 1 . . . . .	6	EA
203	10	3836157	BRACKET, HVAC PLUMBING SHIELD . . . . .	1	EA
203	11	3687911004	INSERT, THREADED . . . . .	12	EA
203	12	1955110	SCREW, CAP, HEXAGON HEAD, 5/16 - 18 X 3/4 . . . . .	4	EA
203	13	1606140	SCREW, CAP, HEXAGON HEAD, 1/4 - 20 X 3/4 . . . . .	14	EA
203	14	3817373	FOAM, FRESH AIR INTAKE . . . . .	2	EA
203	15	1976250	CLAMP, HOSE . . . . .	8	EA
203	16	69851AX-020	HOSE, HOT WATER . . . . .	1	EA
203	17	3572788	FITTING, 90 BEAD - 10ORS F ST . . . . .	4	EA
203	18	3825115	FITTING, T, 10TBO - 10TBO - 10TBO MMF ST . . . . .	3	EA
203	19	3572787	ADAPTER, STRAIGHT, PIPE TO HOSE . . . . .	2	EA
203	20	69851AX-018	HOSE, HOT WATER . . . . .	1	EA
203	21	1638630	ELBOW, 90 . . . . .	4	EA
203	22	3729509-002	HOSE .50ID X .76OD, SILICONE, 2 INCHES . . . . .	2	EA
203	23	3729509-060	HOSE .50ID X .76OD, SILICONE, 60 INCHES . . . . .	1	EA
203	24	RD-5-4097-0	DRAIN, TEE . . . . .	2	EA
203	25	3729509-012	HOSE .50ID X .76OD, SILICONE, 12 INCHES . . . . .	1	EA
203	26	3824846	HOSE ASSEMBLY #10 CR 13.0 2522 . . . . .	1	EA
203	27	3212331	ADAPTER, STRAIGHT, TUBE TO HOSE . . . . .	1	EA
203	28	2153HX	WASHER, LOCK . . . . .	3	EA
203	29	3212330	FITTING, BHT 6 AC INSTALL . . . . .	1	EA
203	30	EE38726	WASHER, LOCK . . . . .	1	EA
203	31	3825114	FITTING, T, 6TBO - 6RBO - 6TBO MMF ST . . . . .	1	EA
203	32	3824847	HOSE ASSEMBLY #6 CR 13.0 2524 . . . . .	1	EA
203	33	3814240-18	SEAL, TRIM .13 GRIP .44 BULB . . . . .	1	EA
203	34	3829548	TOP COVER, AC UNIT,RR . . . . .	1	EA
203	35	3616524	DIFFUSER, ROUND, 3 INCH . . . . .	2	EA
203	36	3823255	HVAC PLENUM, WELDMENT . . . . .	1	EA

(1) FIG.	(2) ITEM	(3) PART NO.	(4) DESCRIPTION	(5) QTY.	(6) U/M
203	37	3197986	LOUVER, DASH TOP . . . . .	2	EA
203	38	3524927004	SCREW, FLANGED, HEXAGON HEAD, M6 - 1.0 X 20 . . . . .	3	EA
203	39	3843063	BRACKET, HVAC, REAR, LEFT . . . . .	1	EA
203	40	2271920	SCREW, CAP, SOCKET HEAD, M8 - 1.25 X 25.0 C9.8PO . . . . .	5	EA
203	41	1754140	SCREW, CAP, HEXAGON HEAD, 1/4 - 20 X 1 . . . . .	8	EA
203	42	1600460	NUT, SELF-LOCKING, CLINCH, .25 - 20 . . . . .	10	EA
203	43	3826324	HOSE ASSEMBLY #12 CR 21.5 2522 . . . . .	1	EA
203	44	3824750	HOSE ASSEMBLY #6 CR 7.0 2521 . . . . .	1	EA
203	45	3820545	SOLENOID, REFRIGERANT . . . . .	1	EA
203	46	3826323	HOSE ASSEMBLY #8 CR 10.0 2521 . . . . .	1	EA
203	47	3823957	BRACKET, SOLENOID VALVE MOUNTING. . . . .	1	EA
203	48	1445HX	SCREW, MACHINE, #8 - 32 X 1/2 . . . . .	2	EA
203	49	2683HX	CLIP, CUSHION 2.50ID. . . . .	2	EA
203	50	69851AX-055	HOSE, HOT WATER . . . . .	2	EA
203	51	3843071	BRACKET, HVAC, REAR, RIGHT . . . . .	1	EA
203	52	3814240-14	SEAL, TRIM .13 GRIP .44 BULB . . . . .	1	EA
203	53	3828007	RR AC CONTROL PANEL, WELDMENT . . . . .	1	EA
203	54	3245267	PIN, PUSH. . . . .	4	EA
203	55	3821682	PANEL, CONTROL, 24V, RD-3-11115-0 . . . . .	1	EA
203	56	2004FX	GROMMET . . . . .	2	EA
203	57	RD-5-7760-0P	VALVE, HEATER CONTROL	1	EA
203	58	3823616	HEATER - A/C R-9520 . . . . .	1	EA
203	59	2KK135	BLOWER MOTOR. . . . .	1	EA
203	NI	10KP540	CABIN AIR FILTER . . . . .	1	EA
203	NI	RD-5-8076-0P	CABIN AIR FILTER . . . . .	1	EA

END OF FIGURE

---

**FIELD AND SUSTAINMENT MAINTENANCE  
HVAC REAR ASSEMBLY (M1245)**

---



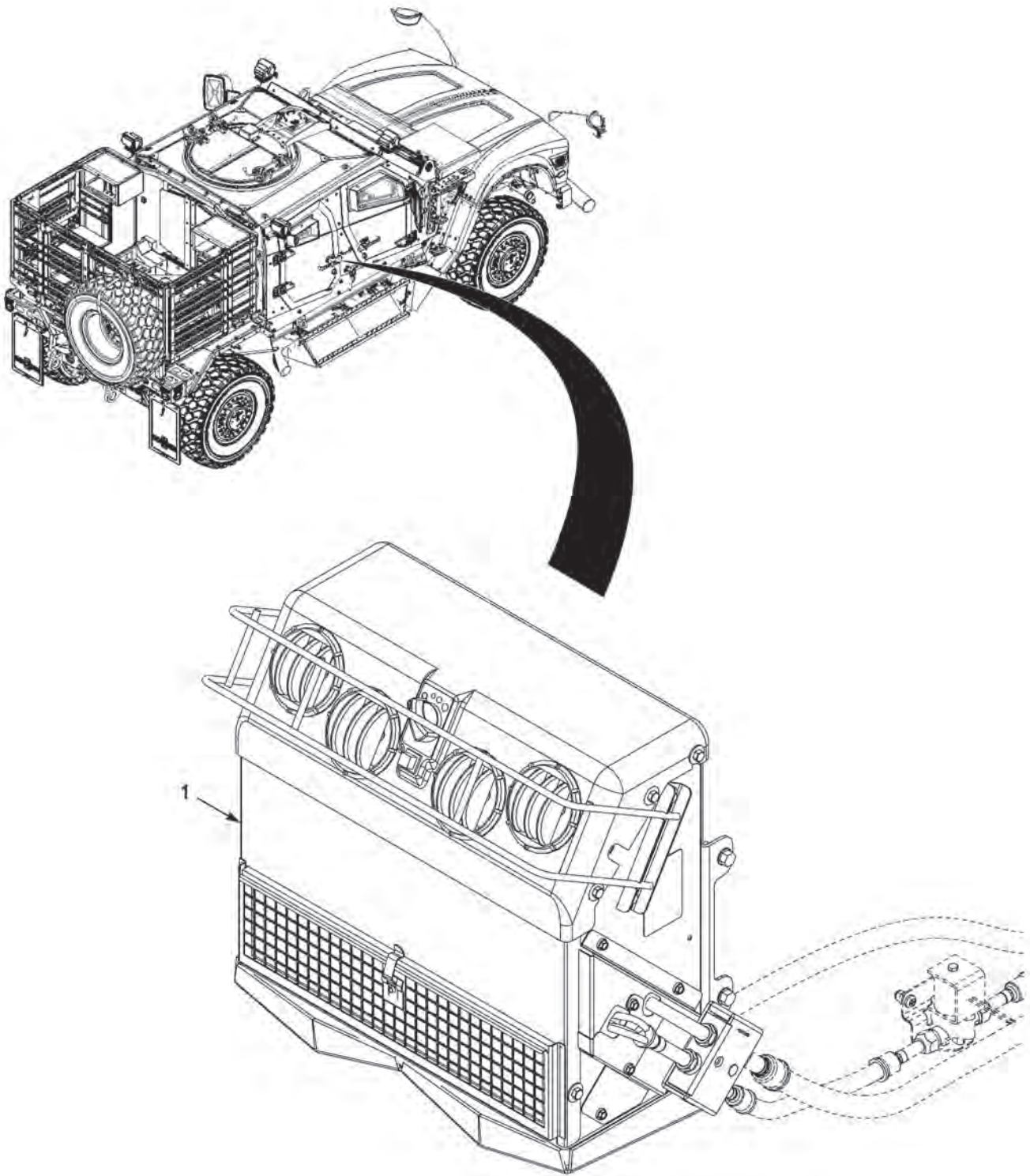


FIGURE 204 - HVAC REAR ASSEMBLY (M1245) (SHEET 1 OF 3)

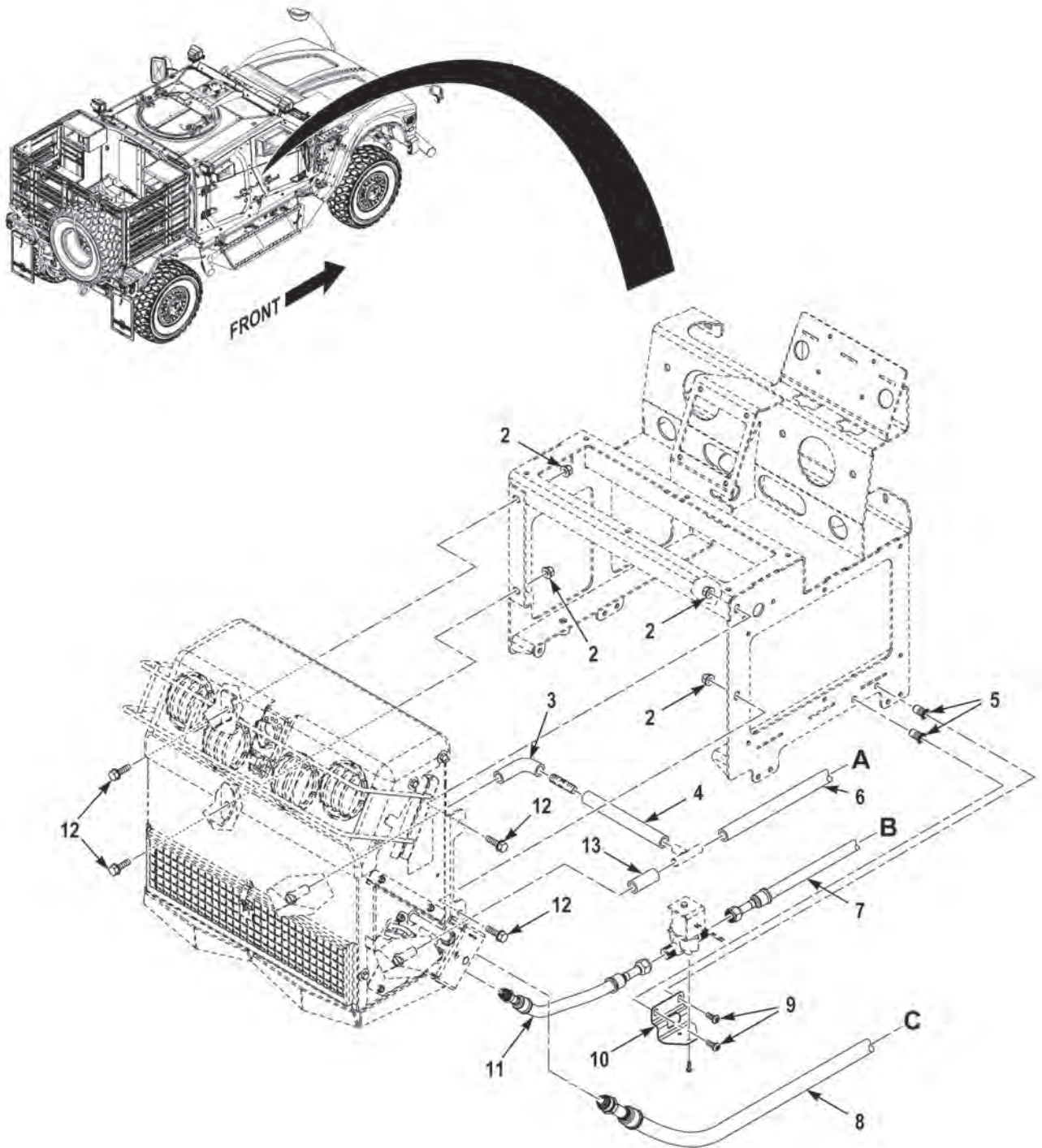


FIGURE 204 - HVAC REAR ASSEMBLY (M1245) (SHEET 2 OF 3)

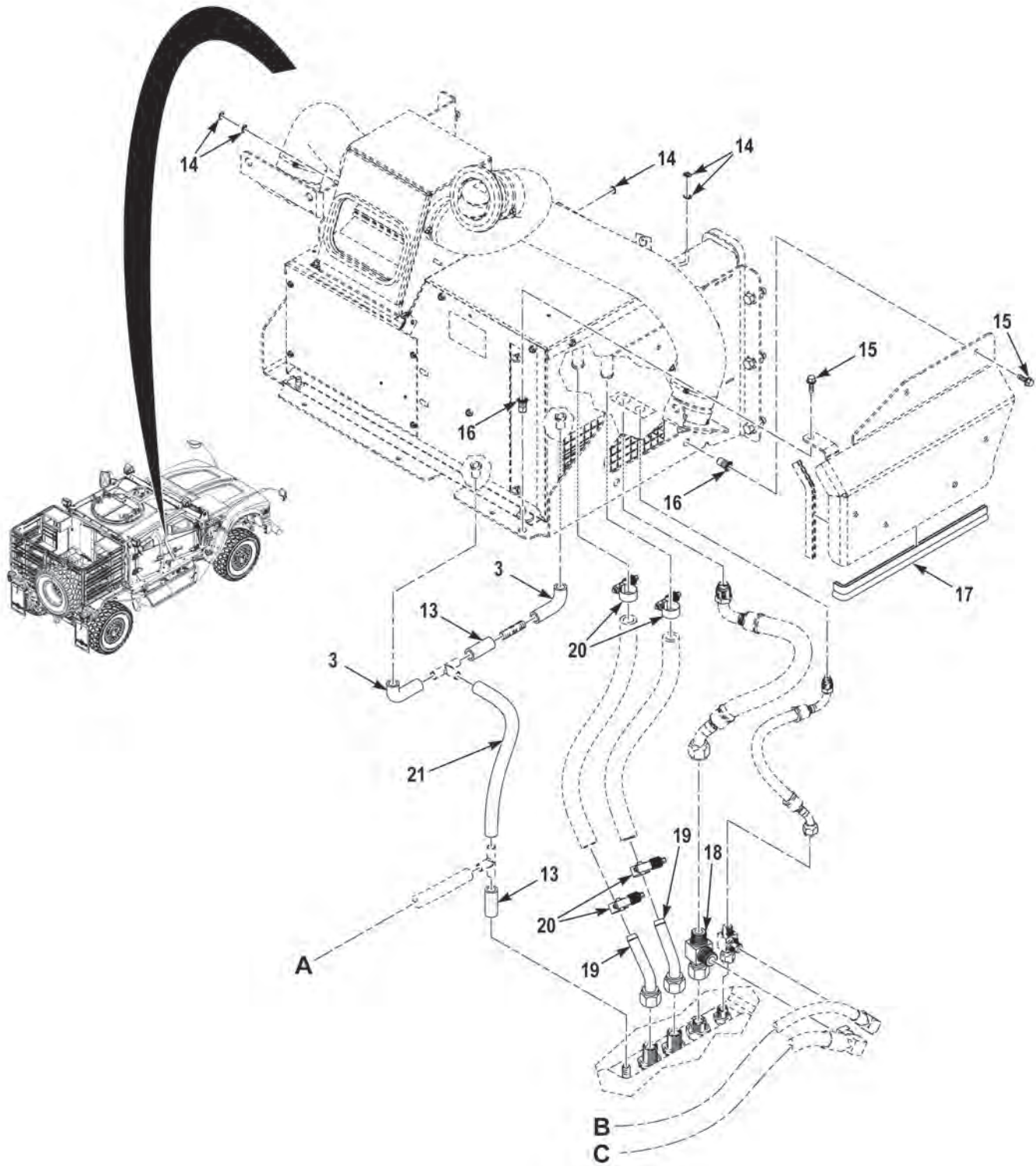


FIGURE 204 - HVAC REAR ASSEMBLY (M1245) (SHEET 3 OF 3)



(1) FIG.	(2) ITEM	(3) PART NO.	(4) DESCRIPTION	(5) QTY.	(6) U/M
GROUP 5247 HVAC UNITS					
FIG. 204 HVAC REAR ASSEMBLY (M1245)					
204	1	R-7311-0P	AIR CONDITIONER,24V. . . . .	1	EA
204	2	3266308	NUT,SELF-LOCKING,.31-18 G8 DA. . . . .	4	EA
204	3	1638630	ELBOW,PIPE . . . . .	3	EA
204	4	3729509-7	HOSE,NONMETALLIC,MAKE FROM HOSE P/N 80-050 (3PFR7), 7 IN LG. . . . .	1	EA
204	5	ALA1-420-165	NUT,PLAIN,BLIND,.25-20X.165 AL . . . . .	2	EA
204	6	3729509-28	HOSE,NONMETALLIC,MAKE FROM HOSE P/N 80-050 (3PFR7), 28 IN LG. . . . .	1	EA
204	7	3911998	HOSE ASSEMBLY . . . . .	1	EA
204	8	3911999	HOSE ASSEMBLY . . . . .	1	EA
204	9	MS35206-280	SCREW,MACHINE,.25-20 X .62 NS ZC. . . . .	2	EA
204	10	3888919	BRACKET,VEHICULAR . . . . .	1	EA
204	11	3911997	HOSE ASSEMBLY . . . . .	1	EA
204	12	3266316	SCREW,CAP,HEX HEAD,.31-18 X 1.00 G8 DA. . . . .	4	EA
204	13	3729509-2	HOSE,NONMETALLIC,MAKE FROM HOSE P/N 80-050 (3PFR7), 2 IN LG. . . . .	3	EA
204	14	20491FX1	NUT,PUSH ON,.19 NS PO . . . . .	5	EA
204	15	110961	SCREW,CAP,HEX HEAD,.25-20X.75 G5 ZY . . . . .	3	EA
204	16	ALS9T-420-165	INSERT,SCREW THREAD,.25-20 X .165 TZ. . . . .	3	EA
204	17	3814240-18	SEAL,NONMETALLIC,MAKE FROM SEAL P/N 4100B3X1/8C (57137), 18 IN LG. . . . .	1	EA
204	18	3825115	TEE,TUBE TO BOSS . . . . .	1	EA
204	19	RD-1-3626-0P	ELBOW,PIPE TO TUBE . . . . .	2	EA
204	20	CT 9410 B	CLAMP,HOSE. . . . .	4	EA
204	21	3729509-12	HOSE,NONMETALLIC,MAKE FROM HOSE P/N 80-050 (3PFR7), 12 IN LG. . . . .	1	EA

END OF FIGURE



---

**FIELD AND SUSTAINMENT MAINTENANCE  
CARGO GFE COOLING FANS (M1245)**

---

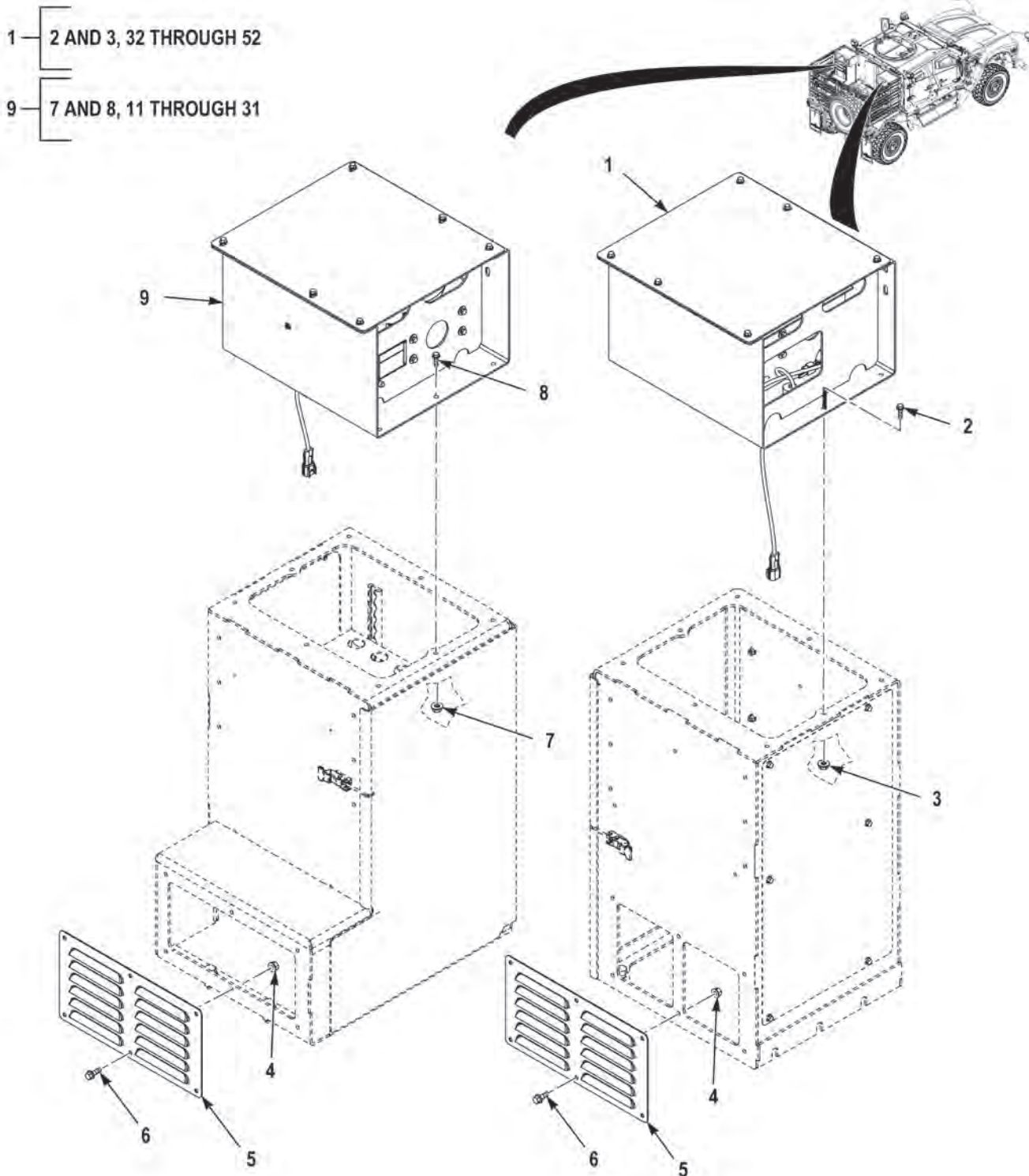


FIGURE 205 - CARGO GFE COOLING FANS (M1245) (SHEET 1 OF 3)

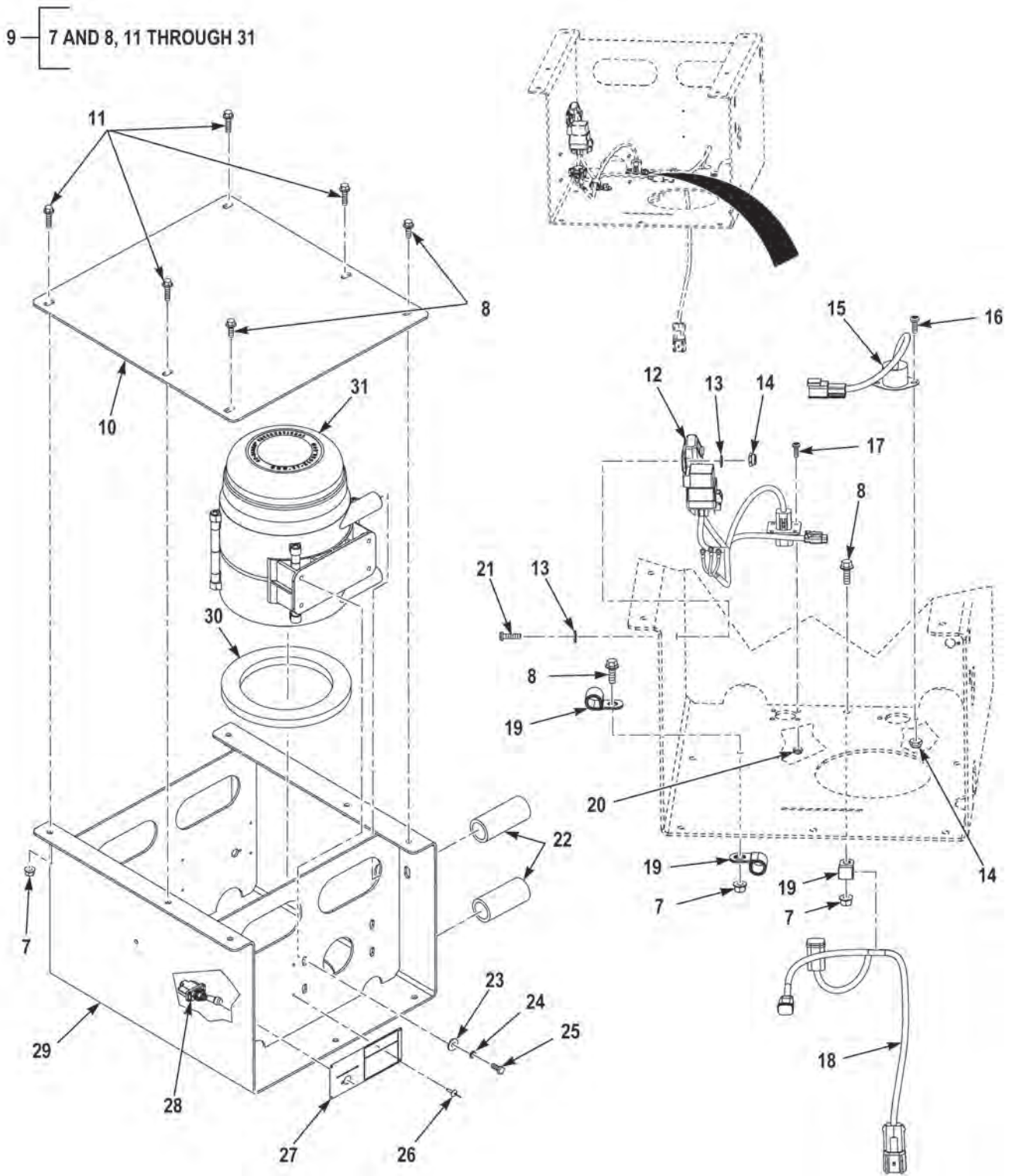


FIGURE 205 - CARGO GFE COOLING FANS (M1245) (SHEET 2 OF 3)

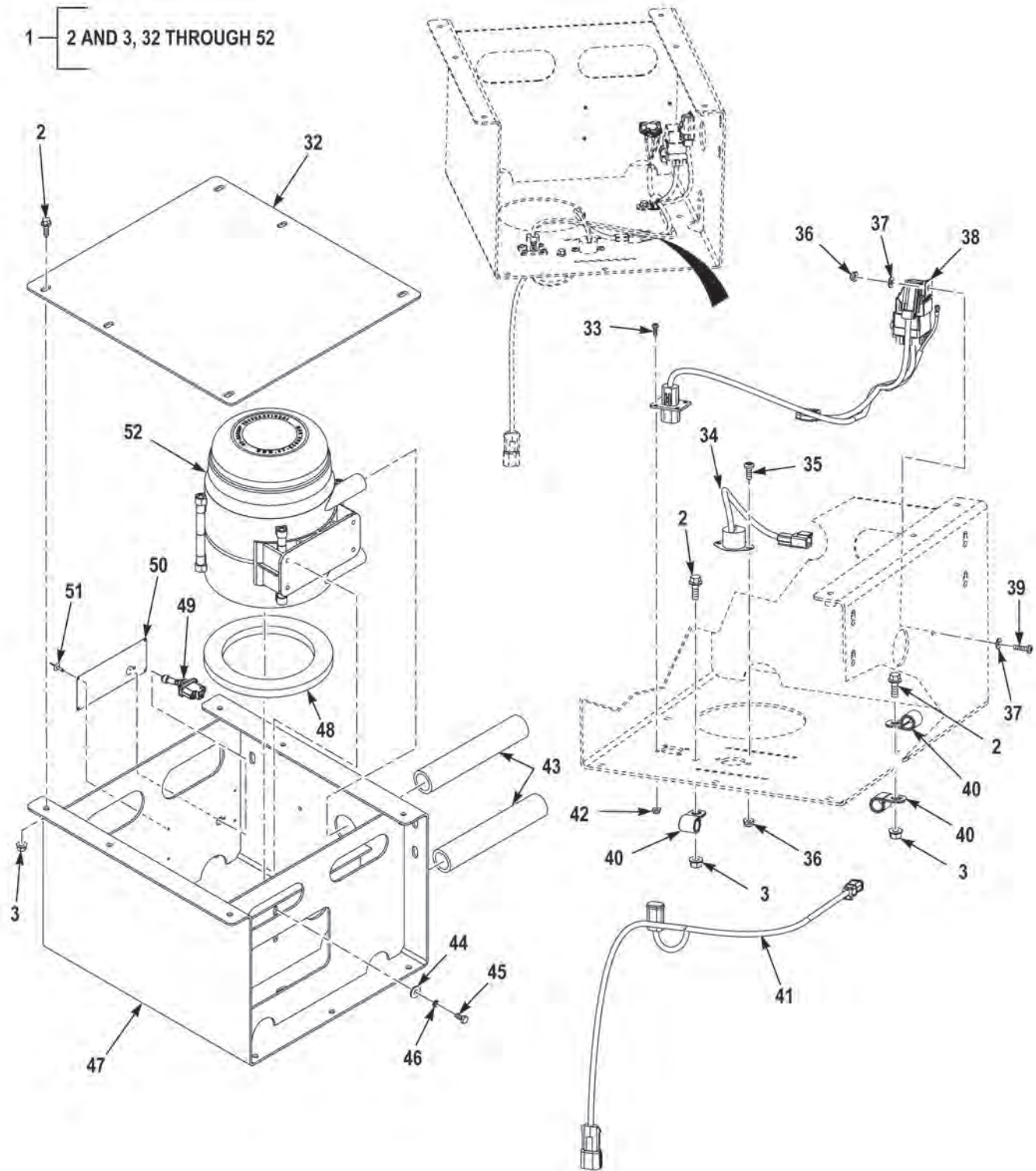


FIGURE 205 - CARGO GFE COOLING FANS (M1245) (SHEET 3 OF 3)



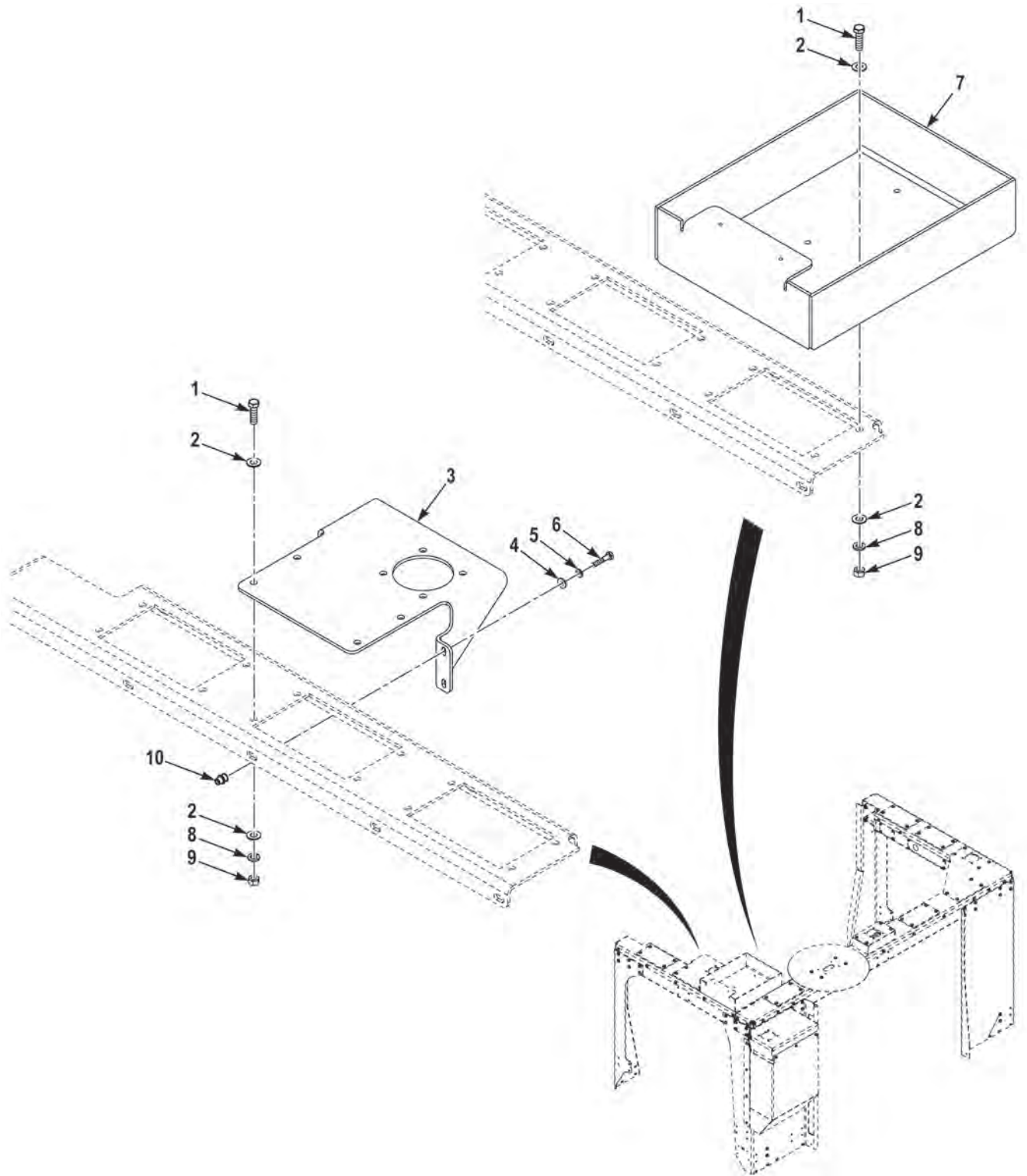
(1) FIG.	(2) ITEM	(3) PART NO.	(4) DESCRIPTION	(5) QTY.	(6) U/M
			GROUP 6401 VENTILATION FAN ASSEMBLY FIG. 205 CARGO GFE COOLING FANS (M1245)		
205	1	3912169	COOLING FAN,ASSY,RH . . . . .	1	EA
205	2	3268673	. SCREW,CAP,HEX HEAD,.25-20X.75 G8 DA . . . . .	16	EA
205	3	3266307	. NUT,SELF-LOCKING,.25-20 G8 DA . . . . .	14	EA
205	4	3266307	NUT,SELF-LOCKING,.25-20 G8 DA . . . . .	12	EA
205	5	3910906	PANEL,ACCESS. . . . .	2	EA
205	6	3268673	SCREW,CAP,HEX HEAD,.25-20X.75 G8 DA . . . . .	12	EA
205	7	3266307	. NUT,SELF-LOCKING,.25-20 G8 DA . . . . .	14	EA
205	8	3268673	. SCREW,CAP,HEX HEAD,.25-20X.75 G8 DA . . . . .	12	EA
205	9	3912170	COOLING FAN,ASSY,LH . . . . .	1	EA
205	10	3910909	. PLATE,COVER,TOP . . . . .	1	EA
205	11	3266312	. SCREW,CAP,HEX HEAD,.25-20X1.00 G8 DA . . . . .	4	EA
205	12	3911675	. WIRE HARN,FAN,CONTR . . . . .	1	EA
205	13	1379HX	. WASHER,FLAT,#10X.50X.05 ZC . . . . .	2	EA
205	14	AN365-1024A	. NUT,SELF-LOCKING,#10-24 G2 ZY . . . . .	3	EA
205	15	3912024	. SWITCH,TEMP . . . . .	1	EA
205	16	ASME B18.6.3	. SCREW,MACHINE,#10-24X.50 N . . . . .	2	EA
205	17	1445HX	. SCREW,MACHINE,#8-32X.50 NS . . . . .	4	EA
205	18	3911689	. WIRE HARN,FAN . . . . .	1	EA
205	19	TA720-S8	. CLAMP,LOOP,.50 ST VY . . . . .	3	EA
205	20	MS21044N08	. NUT,SELF-LOCKING,#8-32 NS Z . . . . .	4	EA
205	21	MS51957-65	. SCREW,MACHINE,#10-24X.75 N . . . . .	1	EA
205	22	3913161	. HOSE,FAN EXHAUST . . . . .	2	EA
205	23	3524933001	. WASHER,FLAT,M6X18X1.6 DG . . . . .	4	EA
205	24	3885074002	. WASHER,LOCK,M6X9.9X1 . . . . .	4	EA
205	25	3524931002	. SCREW,CAP,HEX HEAD,M6-1.0X14 . . . . .	4	EA
205	26	3289282	. RIVET,BLIND,.12X.337 AL . . . . .	4	EA
205	27	3912247	. LABEL,NOTICE,FAN . . . . .	1	EA
205	28	MS24658-21A	. SWITCH,TOGGLE . . . . .	1	EA
205	29	3910896	. FAN MOUNTING,WLDMT . . . . .	1	EA
205	30	3912086	. GASKET . . . . .	1	EA
205	31	G030524E03W22RC	. FAN,PRECLEANER,ASSY . . . . .	1	EA
205	32	3910909	. PLATE,COVER,TOP . . . . .	1	EA
205	33	1445HX	. SCREW,MACHINE,#8-32X.50 NS . . . . .	4	EA
205	34	3912024	. SWITCH,TEMP . . . . .	1	EA
205	35	ASME B18.6.3	. SCREW,MACHINE,#10-24X.50 N . . . . .	2	EA
205	36	AN365-1024A	. NUT,SELF-LOCKING,#10-24 G2 ZY . . . . .	3	EA
205	37	1379HX	. WASHER,FLAT,#10X.50X.05 ZC . . . . .	2	EA
205	38	3911675	. WIRE HARN,FAN,CONTR . . . . .	1	EA

(1) FIG.	(2) ITEM	(3) PART NO.	(4) DESCRIPTION	(5) QTY.	(6) U/M
205	39	MS51957-65	. SCREW,MACHINE,#10-24X.75 N. ....	1	EA
205	40	TA720-S8	. CLAMP,LOOP,.50 ST VY. ....	3	EA
205	41	3911689	. WIRE HARN,FAN . . . . .	1	EA
205	42	MS21044N08	. NUT,SELF-LOCKING,#8-32 NS Z . . . . .	4	EA
205	43	3913162	. HOSE,FAN EXHAUST . . . . .	2	EA
205	44	3524933001	. WASHER,FLAT,M6X18X1.6 DG . . . . .	4	EA
205	45	3524931002	. SCREW,CAP,HEX HEAD,M6-1.0X14 . . . . .	4	EA
205	46	3885074002	. WASHER,LOCK,M6X9.9X1. . . . .	4	EA
205	47	3910895	. FAN MOUNTING,WLDMT . . . . .	1	EA
205	48	3912086	. GASKET . . . . .	1	EA
205	49	MS24658-21A	. SWITCH,TOGGLE . . . . .	1	EA
205	50	3912247	. LABEL,NOTICE,FAN. . . . .	1	EA
205	51	3289282	. RIVET,BLIND,.12X.337 AL . . . . .	4	EA
205	52	G030524E03W22RC	. FAN,PRECLEANER,ASSY . . . . .	1	EA

END OF FIGURE



**FIELD AND SUSTAINMENT MAINTENANCE  
ANTENNA PLATFORM (M1240A1)**



**FIGURE 206 - ANTENNA PLATFORM (M1240A1) (SHEET 1 OF 10)**

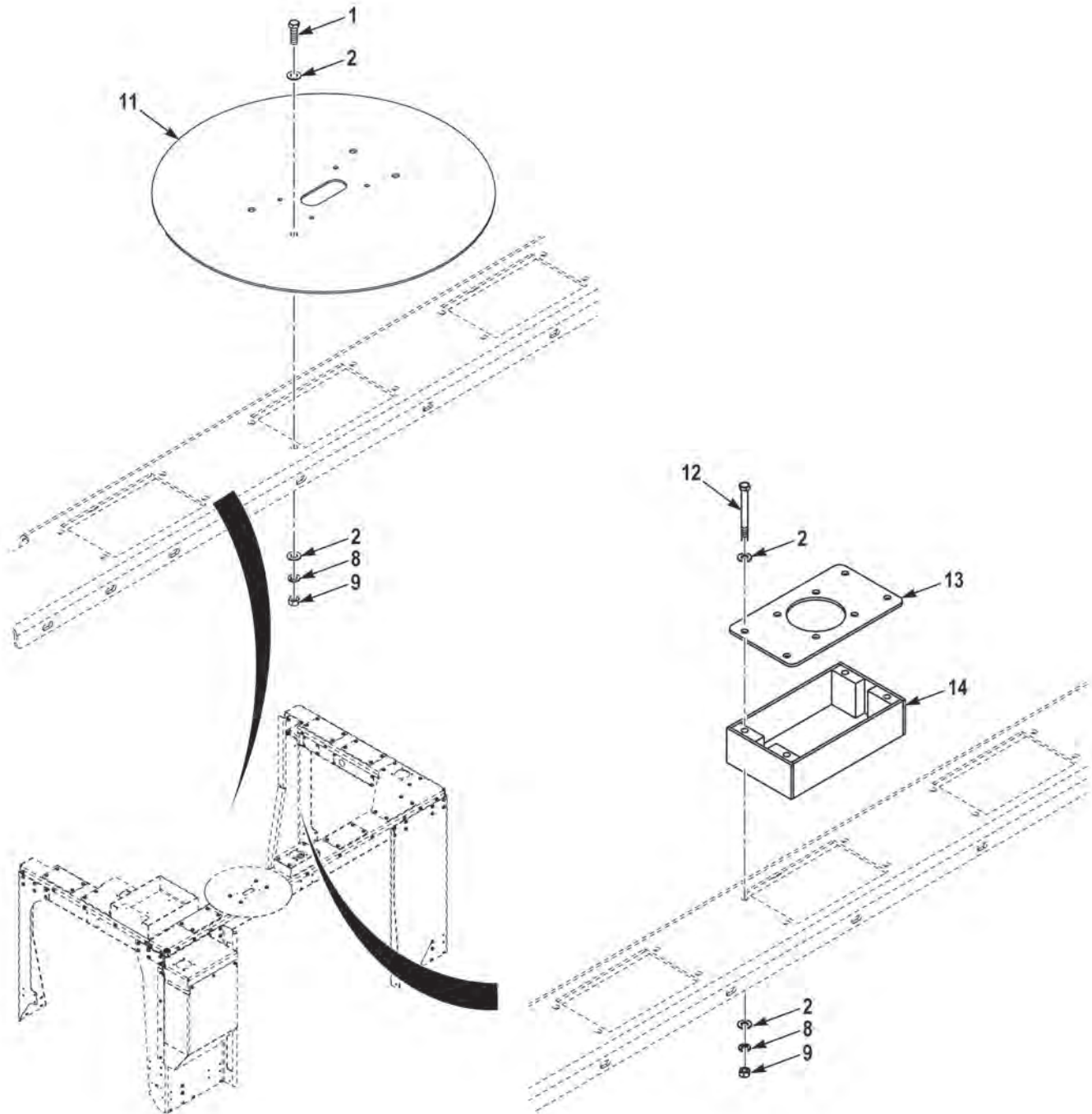


FIGURE 206 - ANTENNA PLATFORM (M1240A1) (SHEET 2 OF 10)

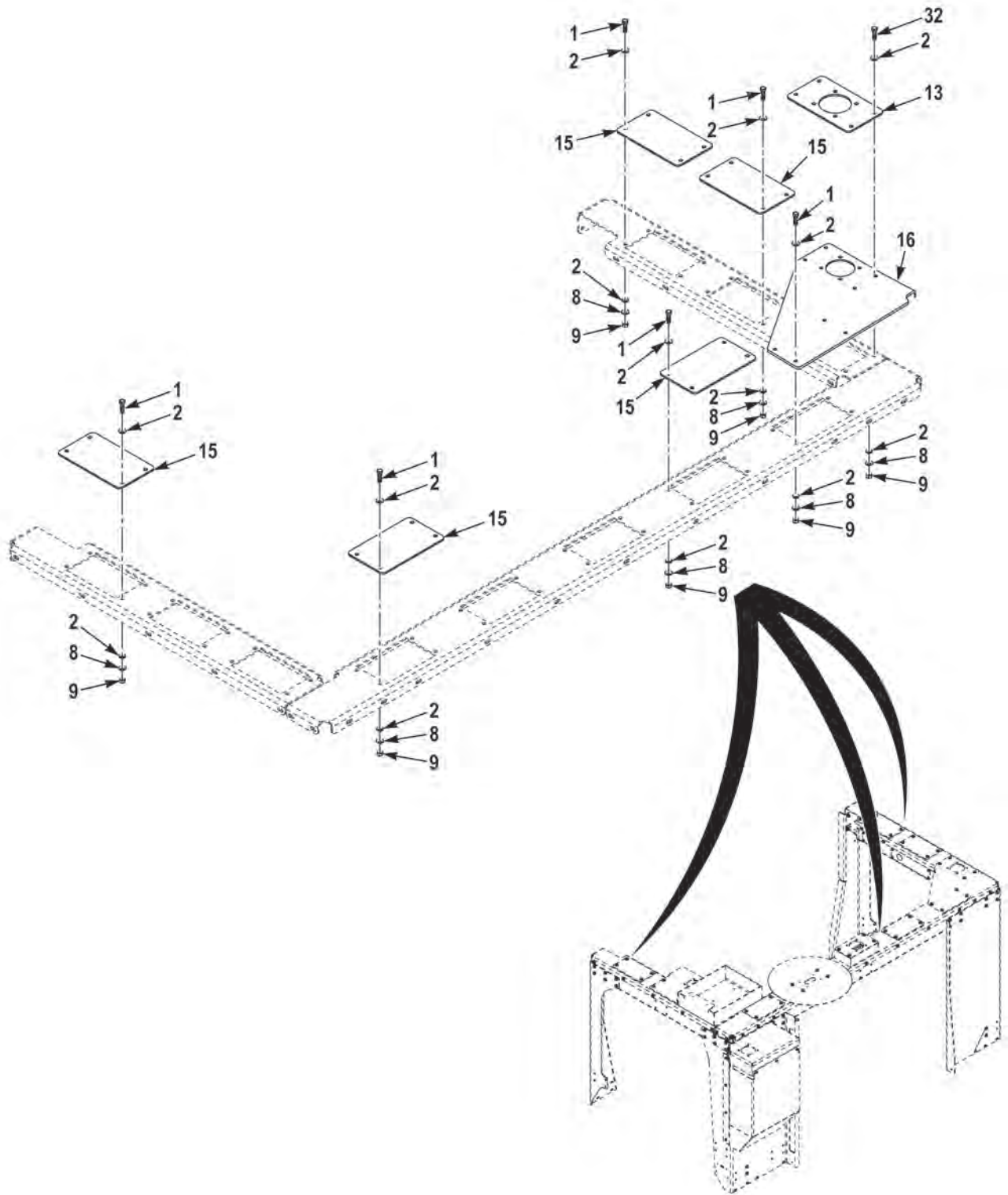


FIGURE 206 - ANTENNA PLATFORM (M1240A1) (SHEET 3 OF 10)

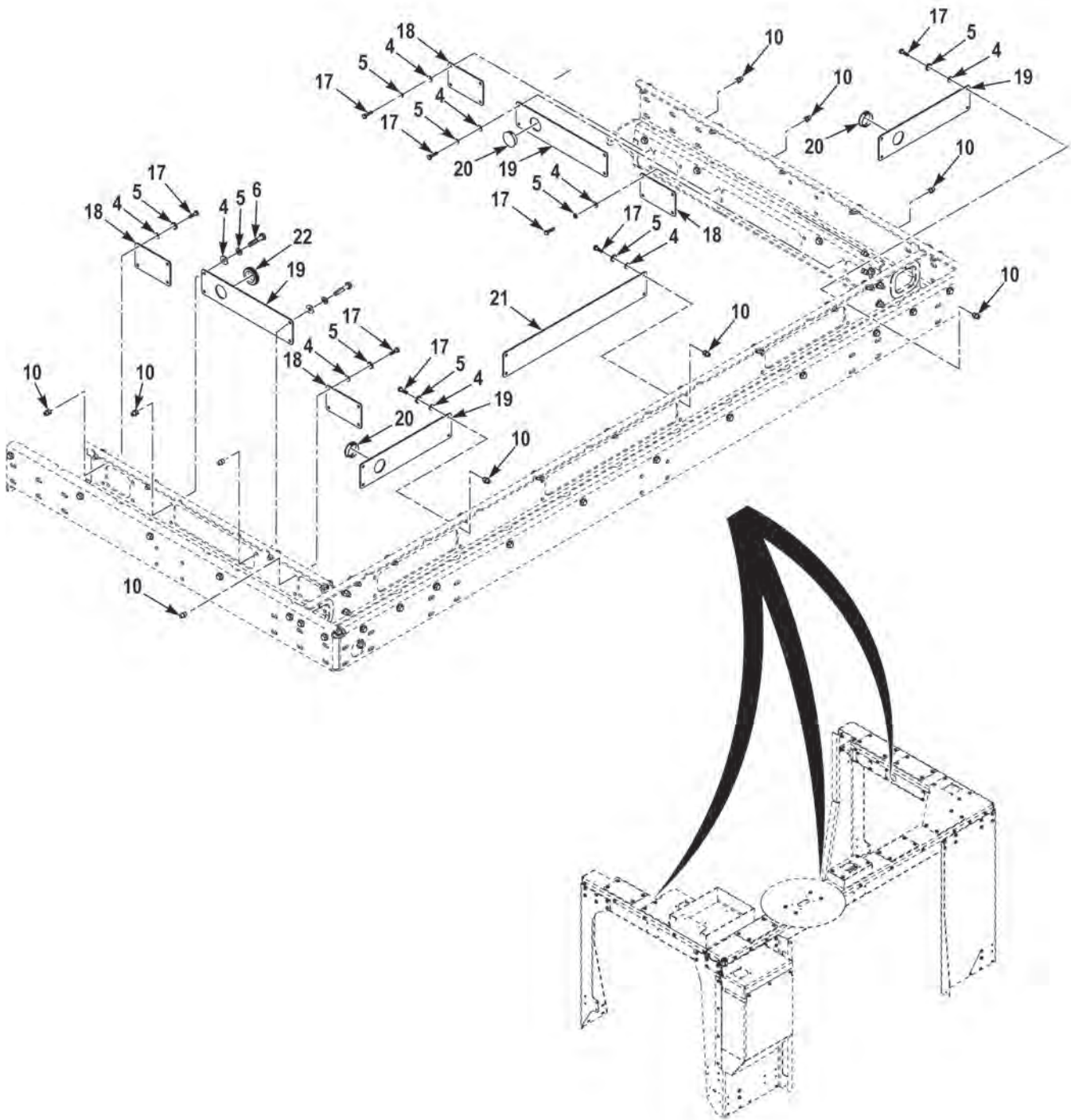


FIGURE 206 - ANTENNA PLATFORM (M1240A1) (SHEET 4 OF 10)



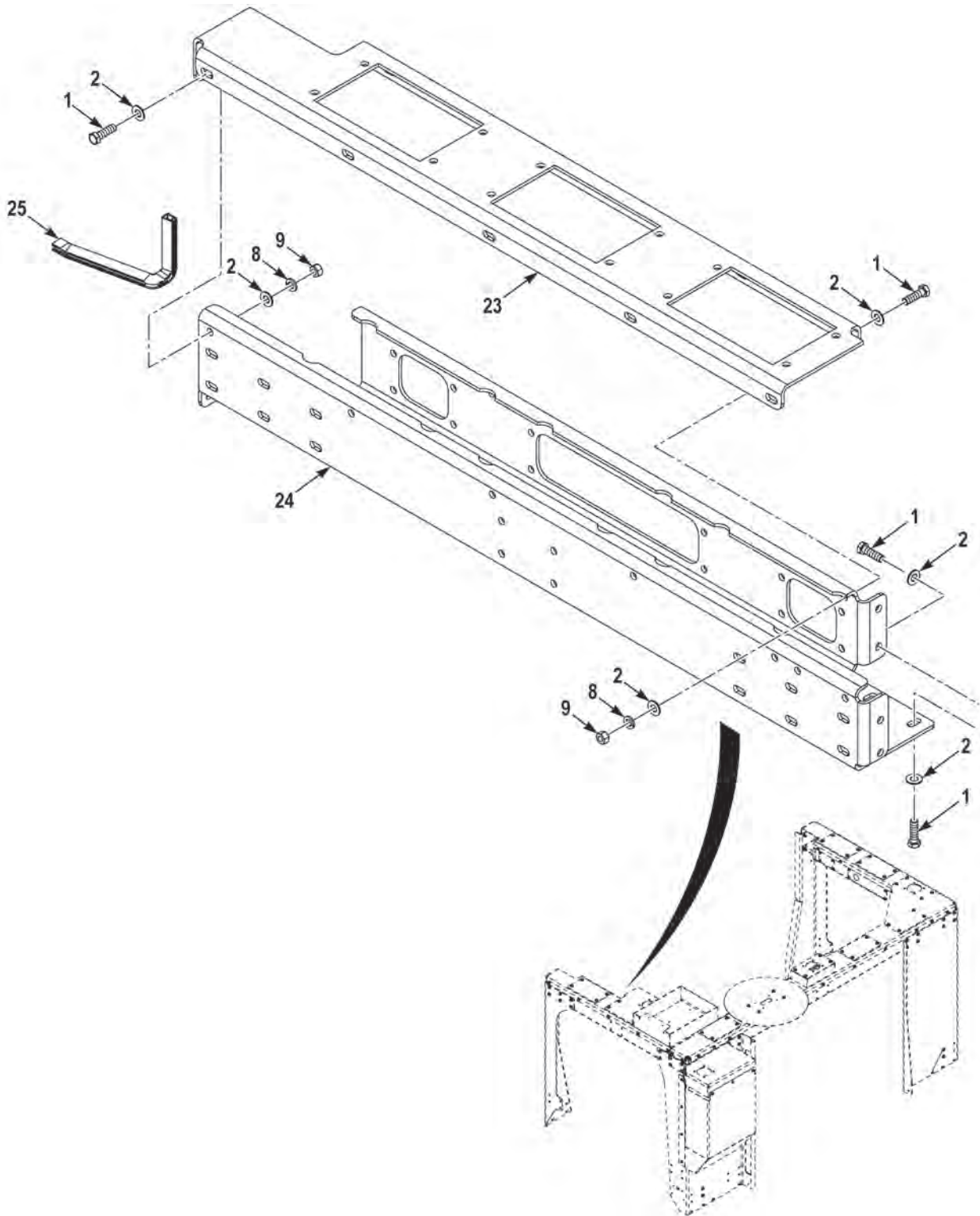


FIGURE 206 - ANTENNA PLATFORM (M1240A1) (SHEET 5 OF 10)

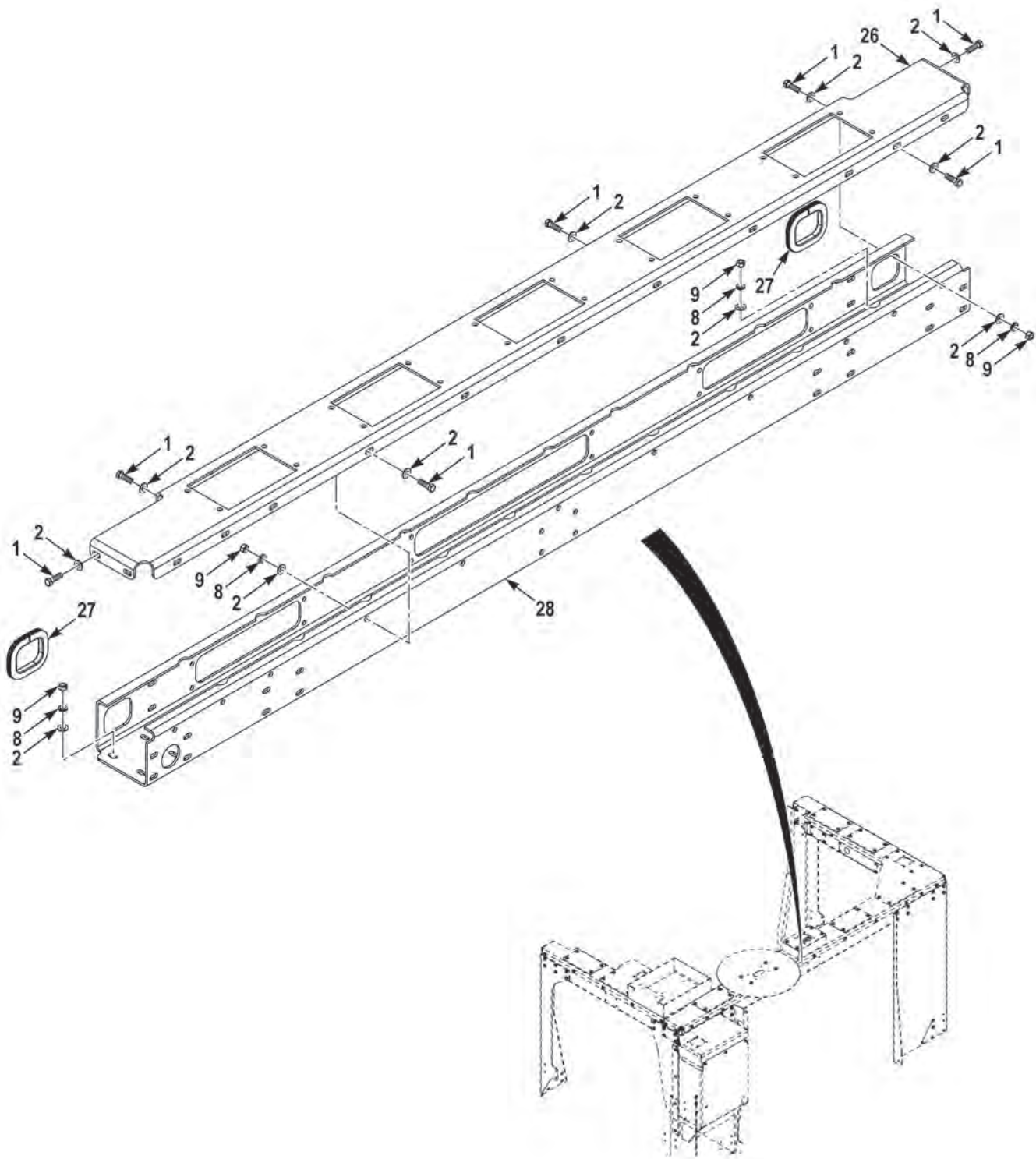


FIGURE 206 - ANTENNA PLATFORM (M1240A1) (SHEET 6 OF 10)

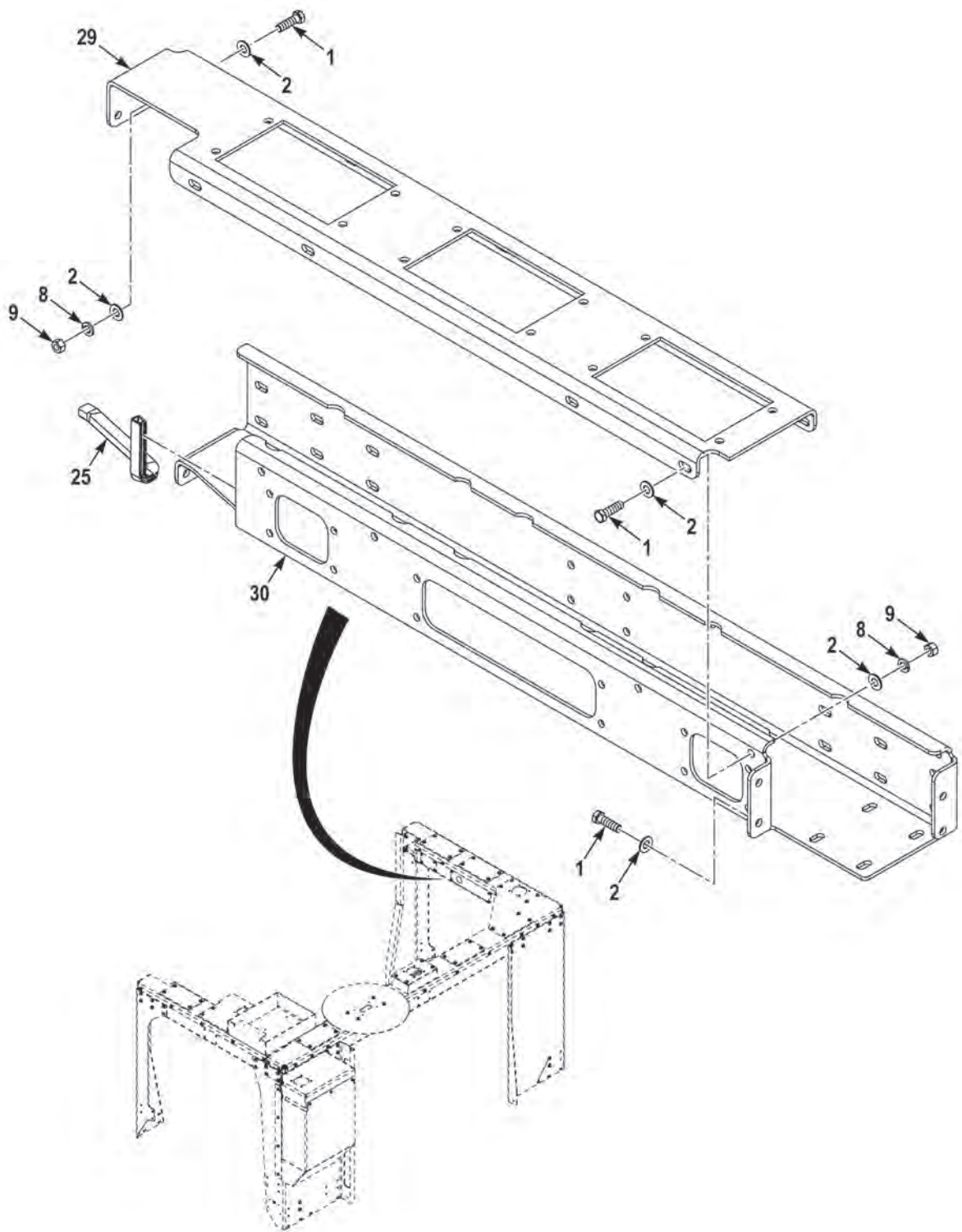


FIGURE 206 - ANTENNA PLATFORM (M1240A1) (SHEET 7 OF 10)

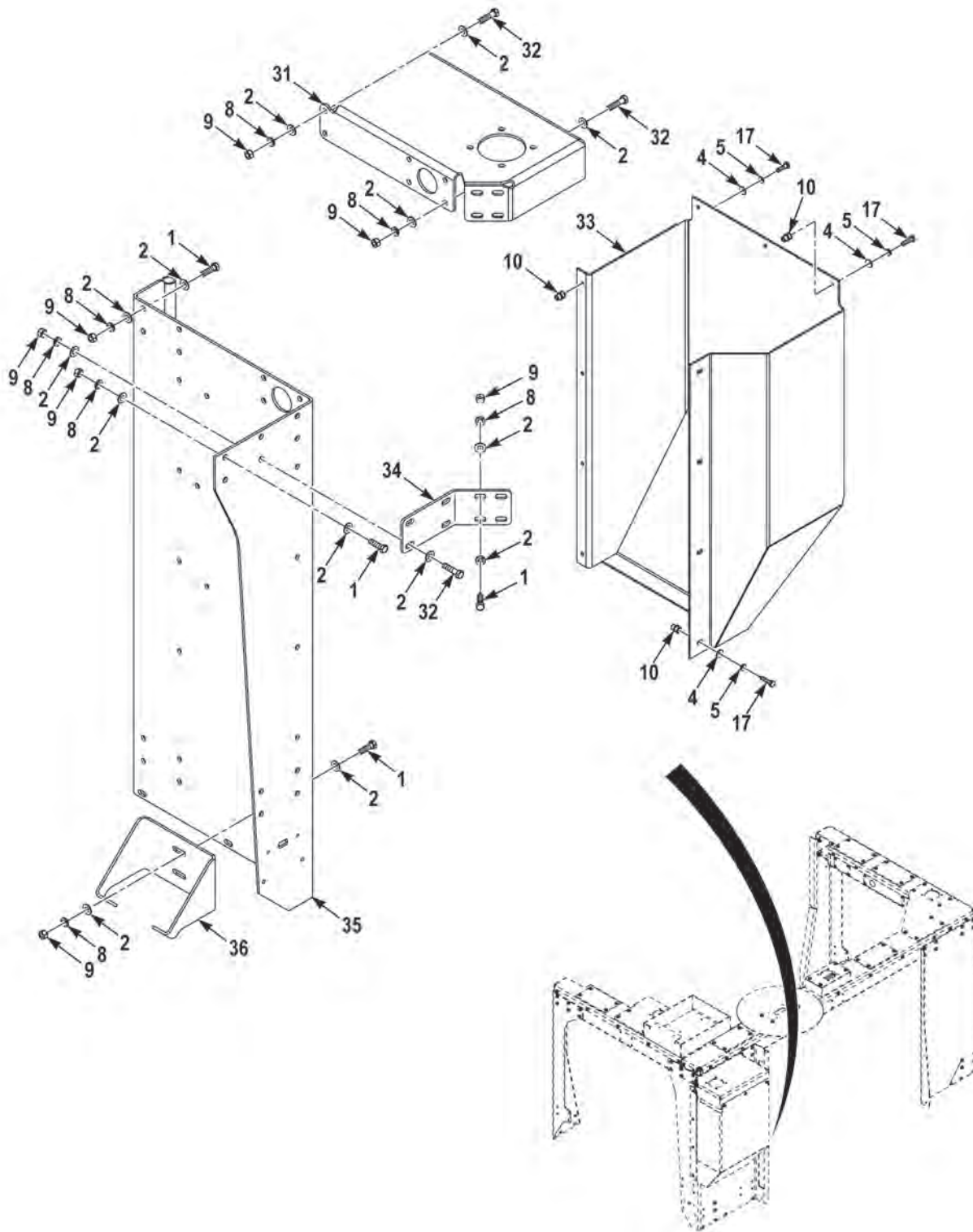


FIGURE 206 - ANTENNA PLATFORM (M1240A1) (SHEET 8 OF 10)



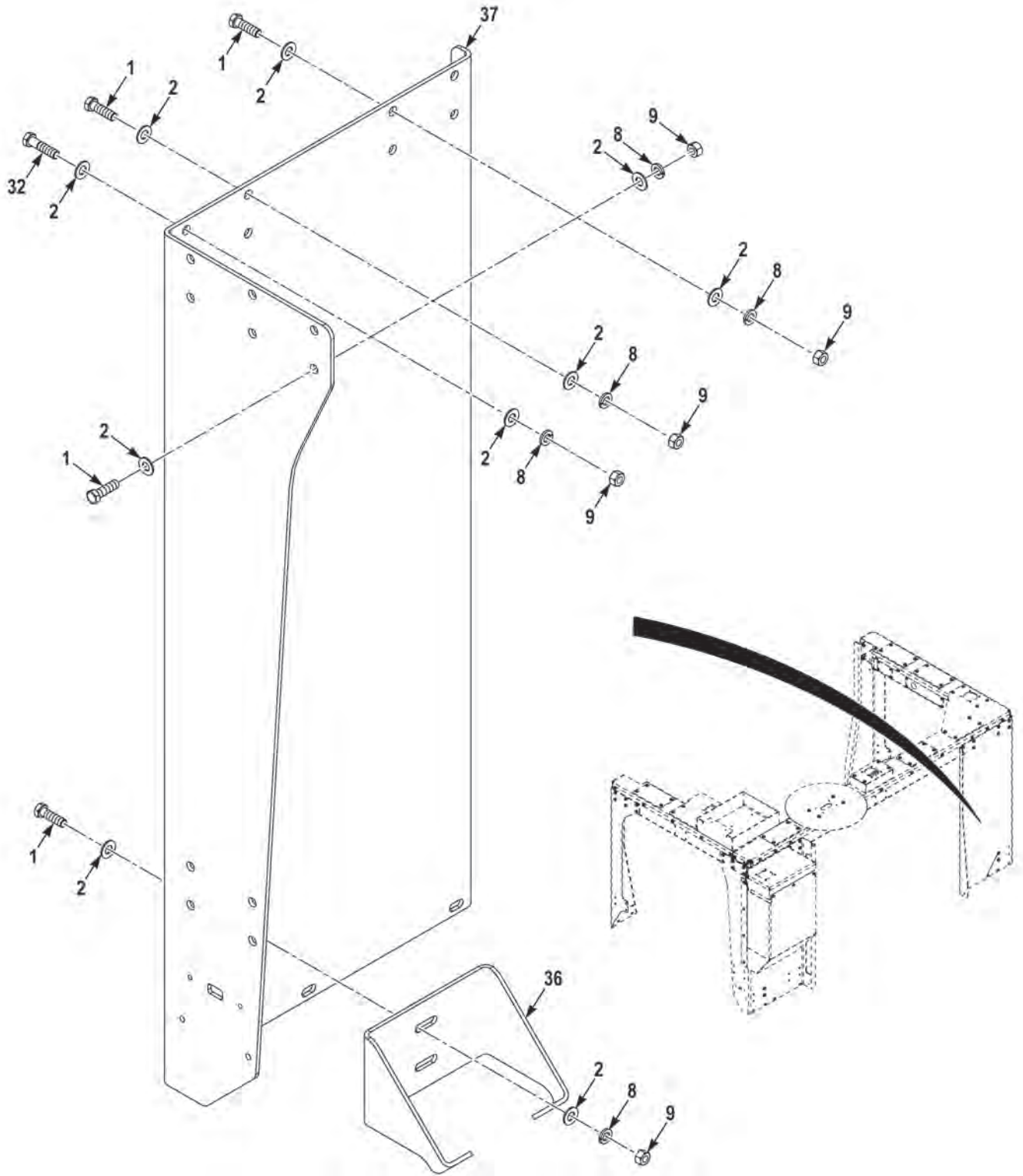


FIGURE 206 - ANTENNA PLATFORM (M1240A1) (SHEET 9 OF 10)

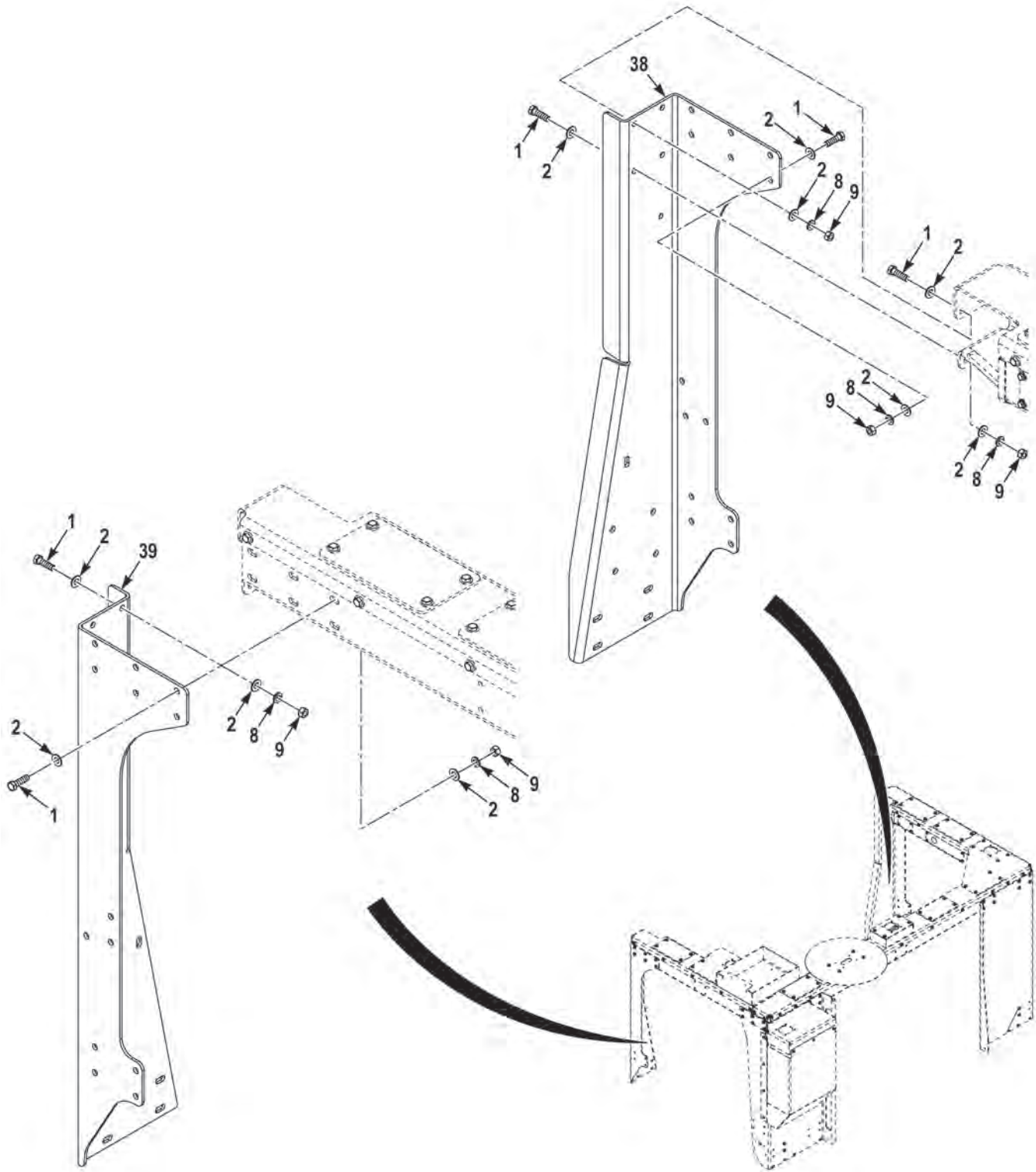


FIGURE 206 - ANTENNA PLATFORM (M1240A1) (SHEET 10 OF 10)

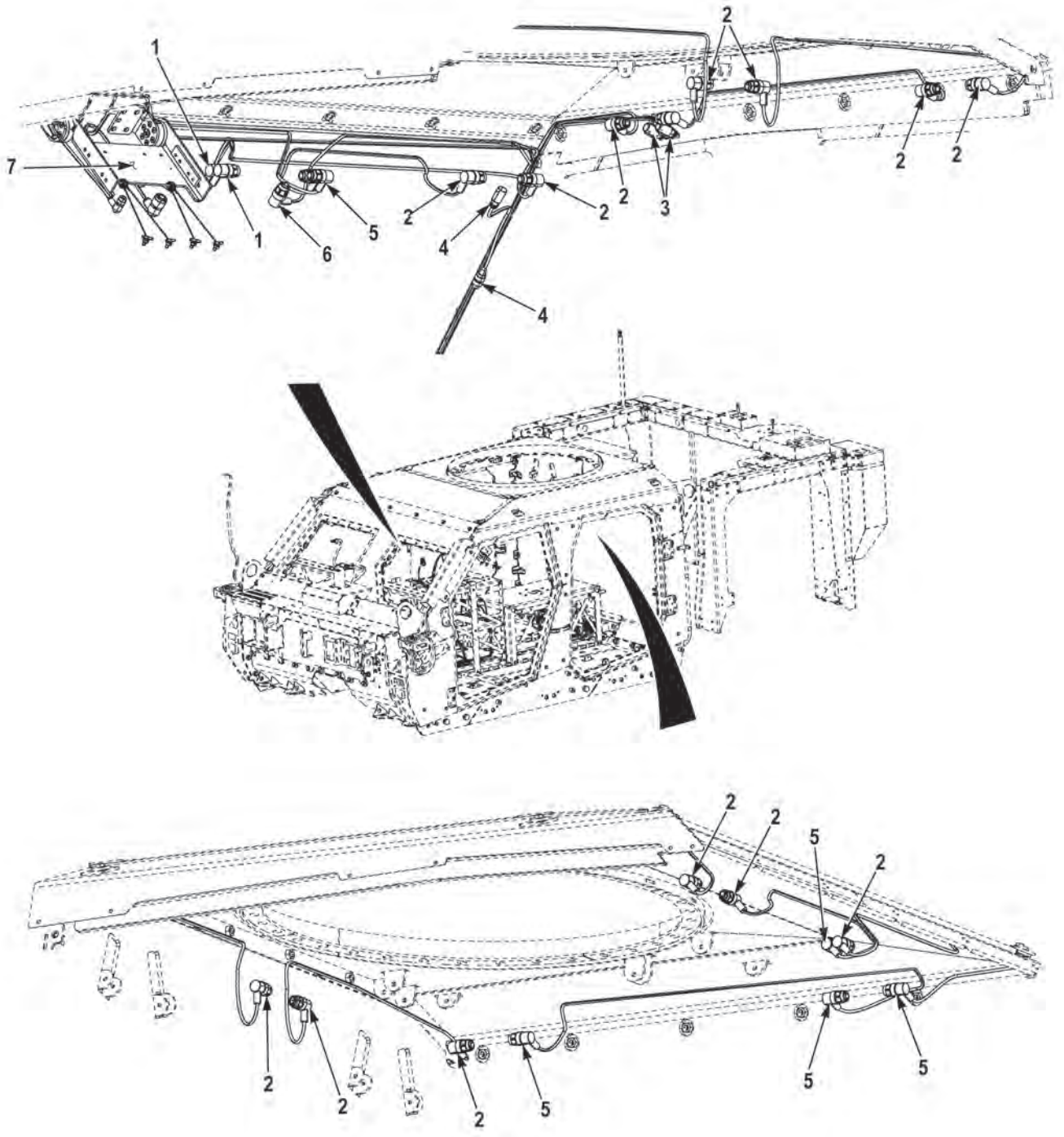
(1) FIG.	(2) ITEM	(3) PART NO.	(4) DESCRIPTION	(5) QTY.	(6) U/M
			GROUP 6703 STRUCTURAL PLATFORM FIG. 206 ANTENNA PLATFORM (M1240A1)		
206	1	33259AX	SCREW,CAP,HEX HEAD,3/8-16 X 1 1/4 . . . . .	134	EA
206	2	1433630	WASHER,FLAT,.38X.81X.07 SS. . . . .	304	EA
206	3	3856895	BRACKET,. . . . .	1	EA
206	4	96054	WASHER,FLAT,.25 X .62 X .06 ZY . . . . .	47	EA
206	5	33618	WASHER,LOCK,.25 X .49 X .06 ZY HDN . . . . .	47	EA
206	6	95007	SCREW,CAP,HEX HEAD,.25-20 X 1.25 G5 ZY . . . . .	4	EA
206	7	3855750	MOUNT,ANTENNA, . . . . .	1	EA
206	8	71067	WASHER,LOCK,.38X.69X.09 SS . . . . .	158	EA
206	9	3304535	NUT,PLAIN,HEXAGON,.38-16 G5 SS . . . . .	154	EA
206	10	3273096	INSERT,PANEL,.25-20X.165 AL. . . . .	47	EA
206	11	3855697	PLATE,BASE, . . . . .	1	EA
206	12	3866462	SCREW,CAP,HEX HEAD,3/8-16 X 3 3/4 . . . . .	4	EA
206	13	3856839	PLATE, . . . . .	2	EA
206	14	3858009	MOUNT,ANTENNA, . . . . .	1	EA
206	15	3856838	COVER, . . . . .	5	EA
206	16	3878537	BRACKET,MOUNTING, . . . . .	1	EA
206	17	5315-008	SCREW,CAP,HEX HEAD,1/4-20 X 1 . . . . .	43	EA
206	18	3856851	COVER, . . . . .	4	EA
206	19	3856852	COVER, . . . . .	4	EA
206	20	2763	PLUG,PROTECTIVE, . . . . .	3	EA
206	21	3856853	COVER, . . . . .	1	EA
206	22	3671954	GROMMET,NONMETALLIC,1.25IDX1 .50ODX.12THK. . . . .	1	EA
206	23	3856649	PANEL,LH . . . . .	1	EA
206	24	3855979	SUPPORT,LH . . . . .	1	EA
206	25	1467160-010	QUICKEDGE MOLDING,MAKE FROM MOLDING PN 75000343 (82654), 10 IN LG. . . . .	2	EA
206	26	3856650	PANEL,REAR . . . . .	1	EA
206	27	1467160-009	QUICKEDGE MOLDING,MAKE FROM MOLDING PN 75000343 (82654), 9 IN LG. . . . .	2	EA
206	28	3855980	SUPPORT,REAR . . . . .	1	EA
206	29	3856648	PANEL,RH . . . . .	1	EA
206	30	3855976	SUPPORT,RH. . . . .	1	EA
206	31	3856836	COVER,COUPLER BOX . . . . .	1	EA
206	32	63597AX	SCREW,CAP,HEX HEAD,3/8-16 X 1 1/2 . . . . .	16	EA
206	33	3856837	COUPLER BOX, . . . . .	1	EA
206	34	3858124	BRACKET,COUPLER BOX COVER. . . . .	1	EA
206	35	3856842	PANEL,REAR,LH . . . . .	1	EA
206	36	3855981	BRACKET,PANEL,REAR . . . . .	2	EA

---

(1) FIG.	(2) ITEM	(3) PART NO.	(4) DESCRIPTION	(5) QTY.	(6) U/M
206	37	3855974	PANEL,REAR,RH . . . . .	1	EA
206	38	3901273	PANEL,FRONT,RH . . . . .	1	EA
206	39	3901274	PANEL,FRONT,LH . . . . .	1	EA

END OF FIGURE

**FIELD AND SUSTAINMENT MAINTENANCE  
ARMY GFE CABLES (M1240A1)**



**FIGURE 207 - ARMY GFE CABLES (M1240A1) (SHEET 1 OF 6)**



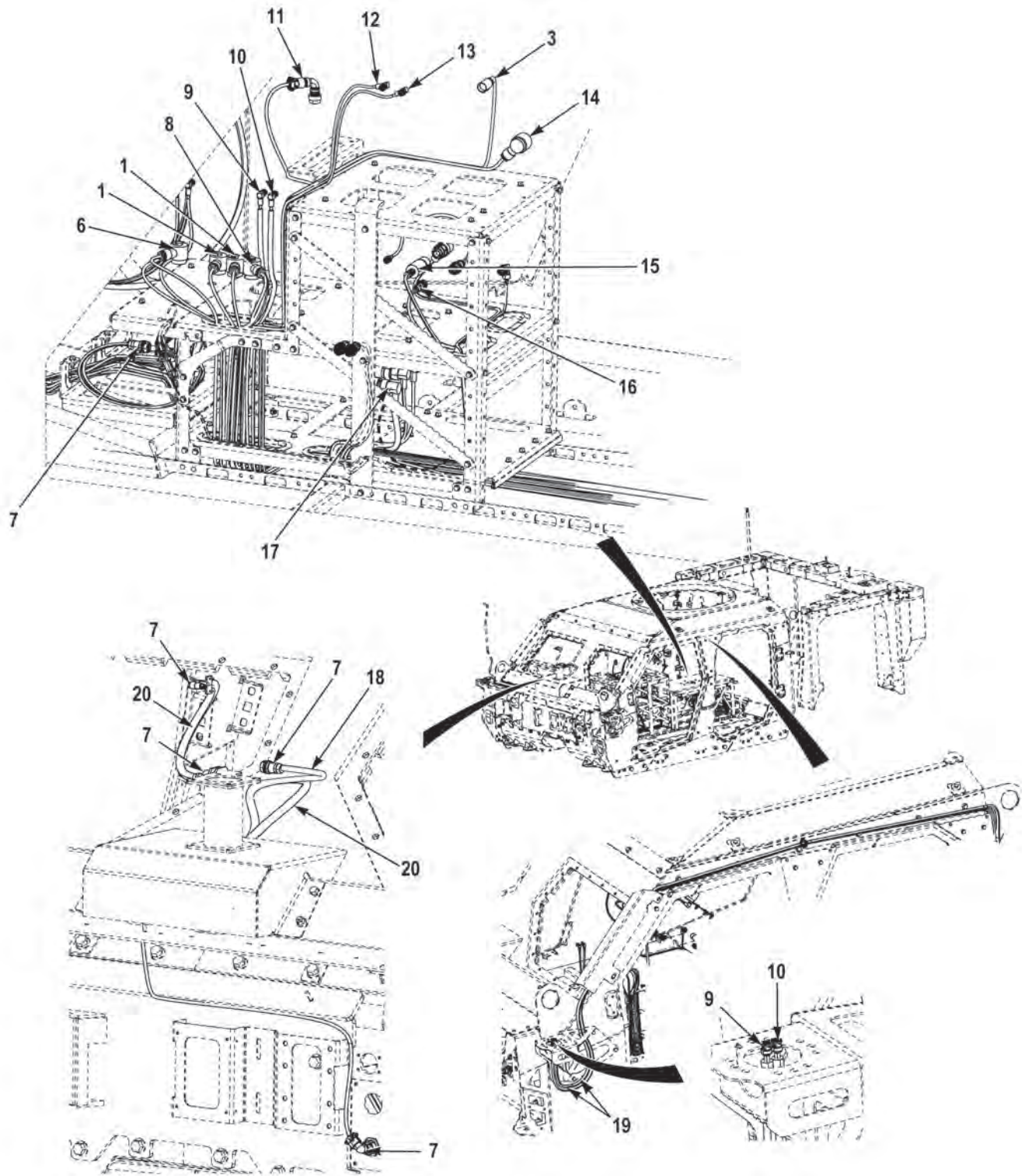


FIGURE 207 - ARMY GFE CABLES (M1240A1) (SHEET 2 OF 6)

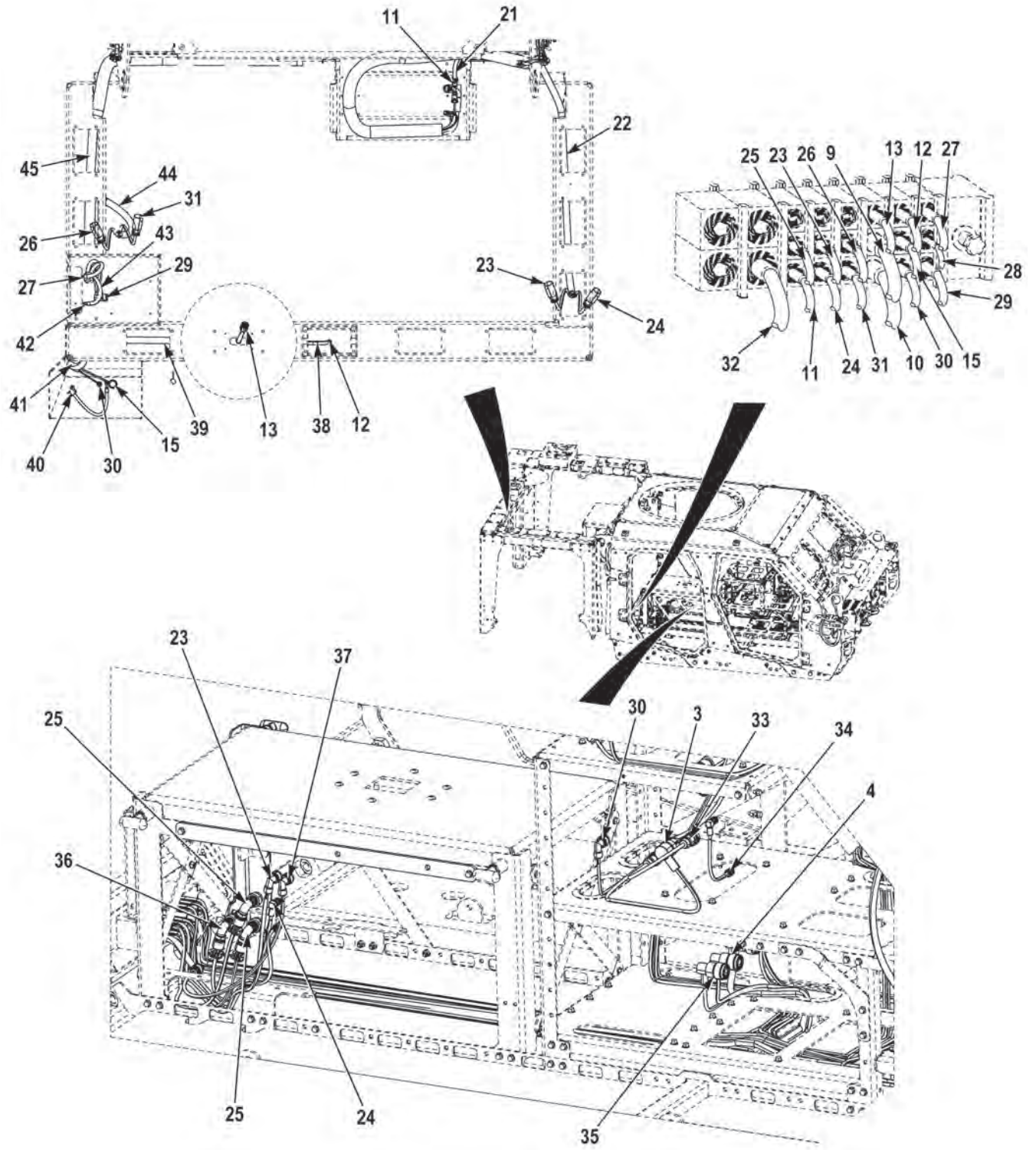


FIGURE 207 - ARMY GFE CABLES (M1240A1) (SHEET 3 OF 6)



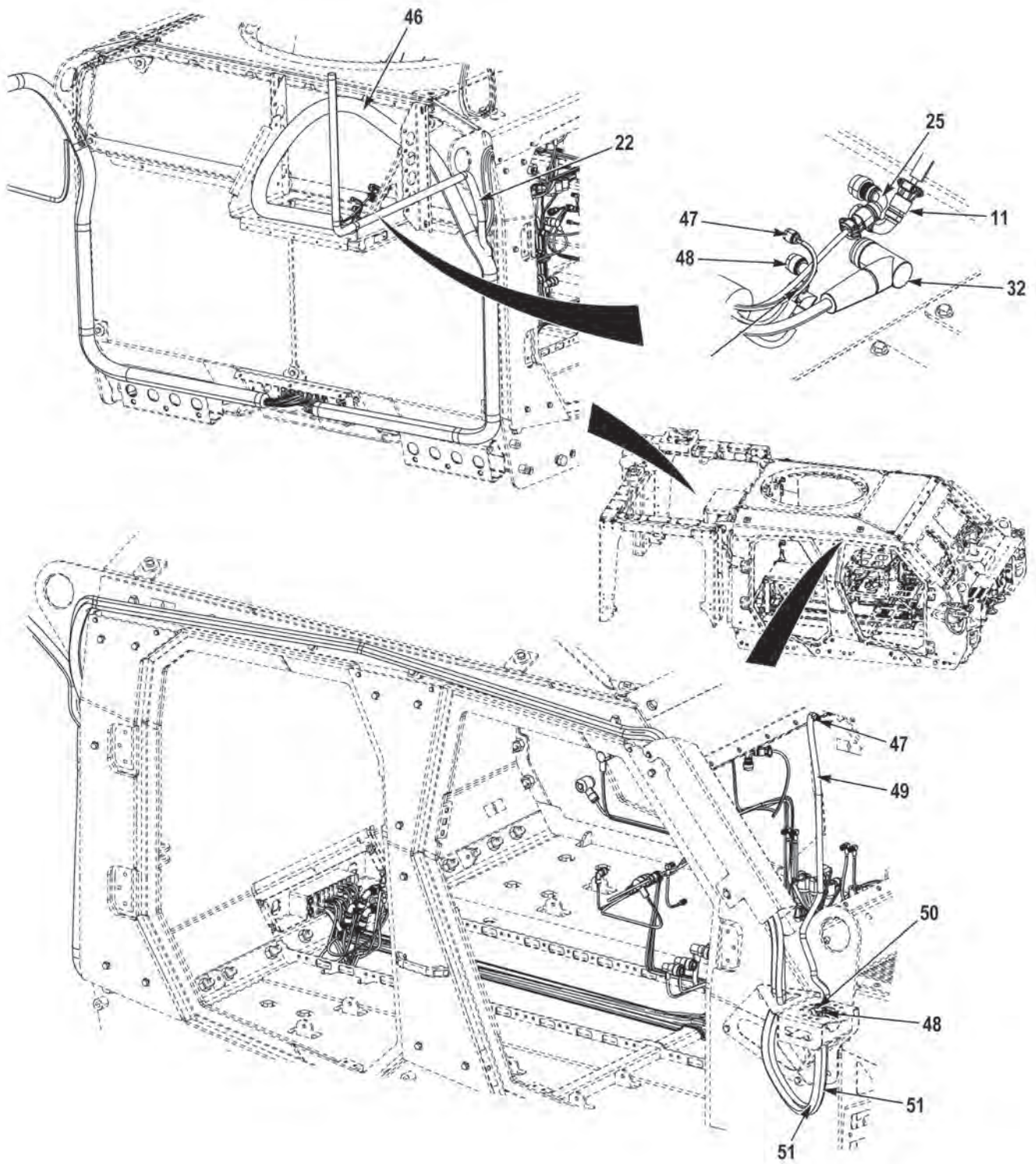


FIGURE 207 - ARMY GFE CABLES (M1240A1) (SHEET 4 OF 6)

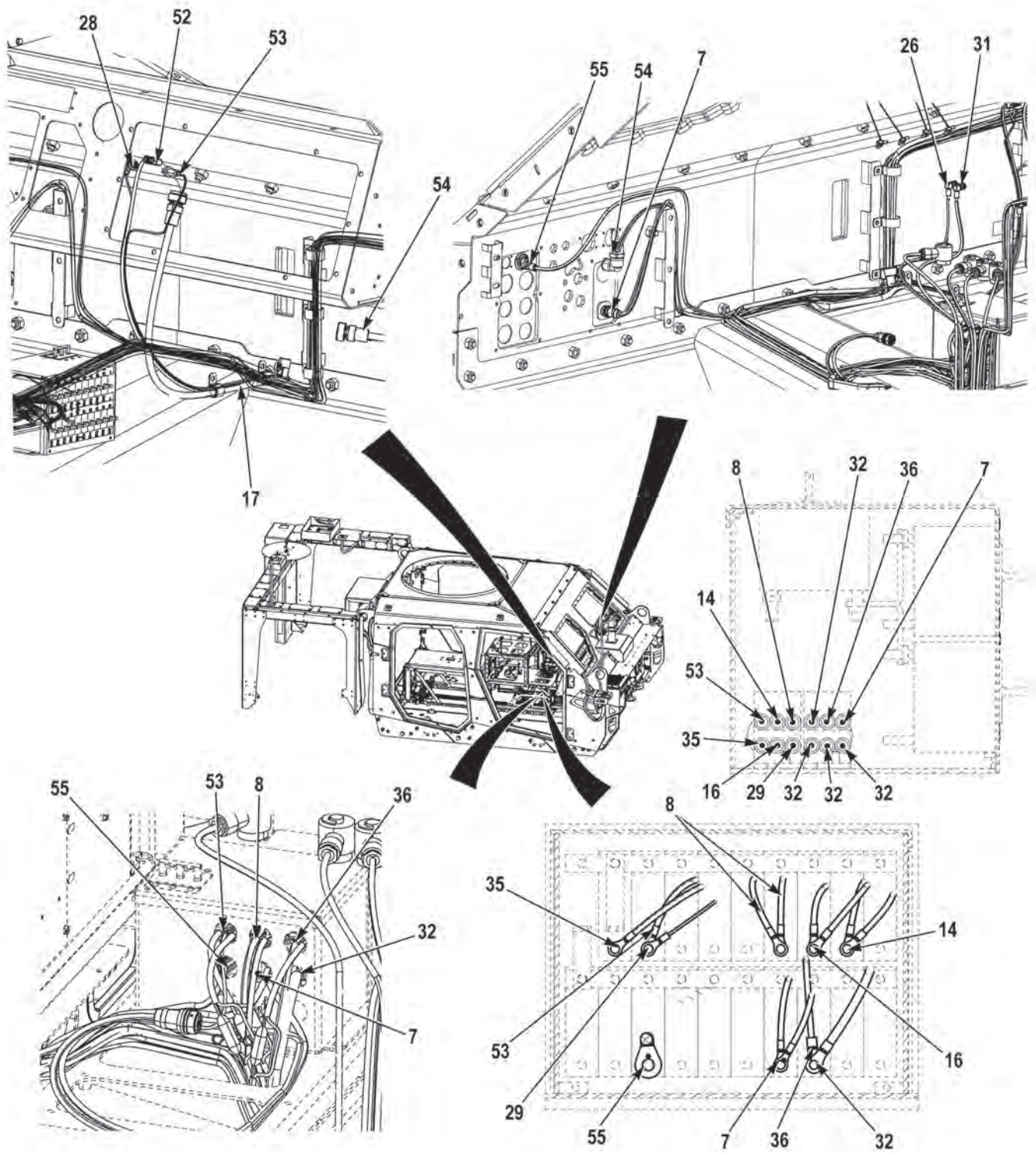


FIGURE 207 - ARMY GFE CABLES (M1240A1) (SHEET 5 OF 6)



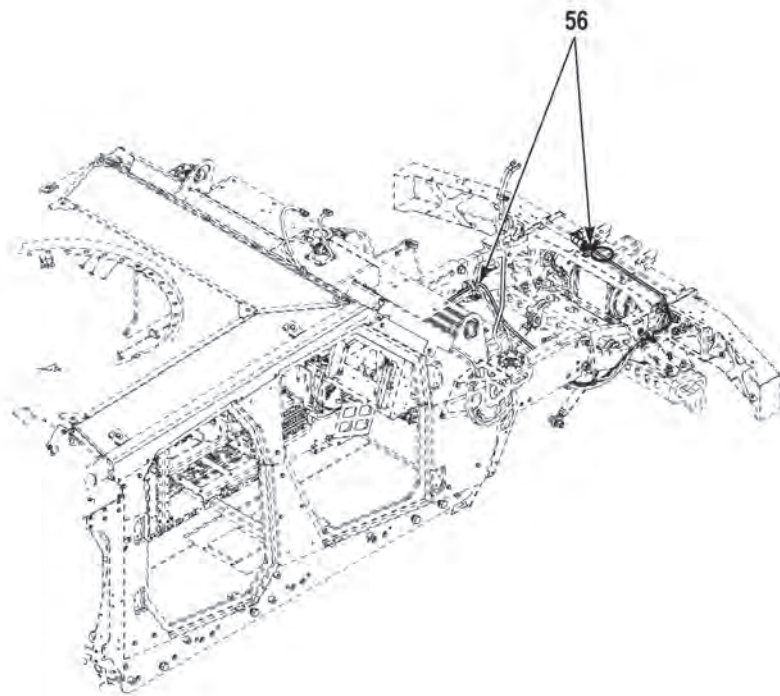


FIGURE 207 - ARMY GFE CABLES (M1240A1) (SHEET 6 OF 6)

(1) FIG.	(2) ITEM	(3) PART NO.	(4) DESCRIPTION	(5) QTY.	(6) U/M
			GROUP 6713 MISCELLANEOUS WIRING FIG. 207 ARMY GFE CABLES (M1240A1)		
207	1	A3206019-16	CABLE ASSEMBLY,SPECIAL PURPOSE,ELECTRICAL . . . . .	2	EA
207	2	A3206018-4	CABLE ASSEMBLY,SPECIAL PURPOSE,ELECTRICAL,BRANCHED . . . . .	5	EA
207	3	3881203	CABLE ASSEMBLY,RADIO FREQUENCY . . . . .	2	EA
207	4	881270-1	CABLE ASSEMBLY,SPECIAL PURPOSE, ELECTRICAL . . . . .	1	EA
207	5	A3206018-5	CABLE ASSEMBLY,SPECIAL PURPOSE, ELECTRICAL,BRANCHED . . . . .	2	EA
207	6	A3206017-16	CABLE ASSEMBLY,SPECIAL PURPOSE, ELECTRICAL . . . . .	1	EA
207	7	09040030-2	CABLE,DVE KIT,ELECTRONIC EQUIPMENT . . . . .	1	EA
207	8	3861386	CABLE ASSEMBLY,BRANCHED . . . . .	1	EA
207	9	3867827	CABLE ASSEMBLY,RADIO FREQUENCY . . . . .	1	EA
207	10	3862569	CABLE ASSEMBLY,SPECIAL PURPOSE, ELECTRICAL . . . . .	1	EA
207	11	103360-1	CABLE ASSEMBLY,SPECIAL PURPOSE, ELECTRICAL . . . . .	1	EA
207	12	3857753	CABLE ASSEMBLY,SPECIAL PURPOSE, ELECTRICAL . . . . .	1	EA
207	13	3857754	CABLE ASSEMBLY,SPECIAL PURPOSE, ELECTRICAL . . . . .	1	EA
207	14	3902493	CABLE ASSEMBLY,SPECIAL PURPOSE, ELECTRICAL,BRANCHED . . . . .	1	EA
207	15	10181-9823-021	CABLE ASSEMBLY,SPECIAL PURPOSE, ELECTRICAL . . . . .	1	EA
207	16	10181-9826-010	CABLE ASSEMBLY,POWER, ELECTRICAL, BRANCHED . . . . .	1	EA
207	17	881327-3	CABLE ASSEMBLY,SPECIAL PURPOSE, ELECTRICAL . . . . .	1	EA
207	18	3870845-048	TUBING,NONMETALLIC,MAKE FROM TUBING P/N LCP-500-250 (58961), 48 IN LG . . . . .	1	EA
207	19	3870845-150	TUBING,NONMETALLIC,MAKE FROM TUBING P/N LCP-500-250 (58961), 150 IN LG . . . . .	2	EA
207	20	3870845-024	TUBING,NONMETALLIC,MAKE FROM TUBING P/N LCP-500-250 (58961), 24 IN LG . . . . .	2	EA
207	21	3870845-012	TUBING,NONMETALLIC,MAKE FROM TUBING P/N LCP-500-250 (58961), 12 IN LG . . . . .	1	EA
207	22	3560080-088	TUBING,NONMETALLIC,MAKE FROM TUBING P/N LCP-1000-250 (58961), 88 IN LG . . . . .	1	EA
207	23	VMR-103431-1	CABLE ASSEMBLY,SPECIAL PURPOSE, ELECTRICAL . . . . .	1	EA

(1) FIG.	(2) ITEM	(3) PART NO.	(4) DESCRIPTION	(5) QTY.	(6) U/M
207	24	103432-1	CABLE ASSEMBLY,SPECIAL PURPOSE, ELECTRICAL .....	1	EA
207	25	103362-2	CABLE ASSEMBLY,SPECIAL PURPOSE, ELECTRICAL .....	1	EA
207	26	3867826	CABLE ASSEMBLY,RADIO FREQUENCY .....	1	EA
207	27	3857752	CABLE ASSEMBLY,SPECIAL PURPOSE, ELECTRICAL .....	1	EA
207	28	987-5016-002	CABLE ASSEMBLY,SPECIAL PURPOSE, ELECTRICAL .....	1	EA
207	29	179215-4	CABLE ASSEMBLY,SPECIAL PURPOSE, ELECTRICAL,BRANCHED .....	1	EA
207	30	3857885	CABLE ASSEMBLY,SPECIAL PURPOSE, ELECTRICAL .....	1	EA
207	31	3862568	CABLE ASSEMBLY,SPECIAL PURPOSE, ELECTRICAL .....	1	EA
207	32	103361-1	CABLE ASSEMBLY,POWER,ELECTRICAL .....	1	EA
207	33	10535-0720-B17	CABLE ASSEMBLY, .....	1	EA
207	34	10497-5020-A08	CABLE ASSEMBLY,RADIO FREQUENCY .....	1	EA
207	35	889520-4	CABLE ASSEMBLY,POWER,ELECTRICAL .....	1	EA
207	36	103359	CABLE ASSEMBLY,SPECIAL PURPOSE, ELECTRICAL .....	1	EA
207	37	10154-2	CABLE ASSEMBLY,SPECIAL PURPOSE, ELECTRICAL .....	1	EA
207	38	3870845-036	TUBING,NONMETALLIC,MAKE FROM TUBING P/N LCP-500-250 (58961), 36 IN LG .....	1	EA
207	39	3560080-040	TUBING,NONMETALLIC,MAKE FROM TUBING P/N LCP-1000-250 (58961), 40 IN LG .....	1	EA
207	40	3867828	CABLE ASSEMBLY,SPECIAL PURPOSE,ELECTRICAL .....	1	EA
207	41	3560080-048	TUBING,NONMETALLIC,MAKE FROM TUBING P/N LCP-1000-250 (58961), 48 IN LG .....	1	EA
207	42	3870845-029	TUBING,NONMETALLIC,MAKE FROM TUBING P/N LCP-500-250 (58961), 29 IN LG .....	1	EA
207	43	3870845-028	TUBING,NONMETALLIC,MAKE FROM TUBING P/N LCP-500-250 (58961), 28 IN LG .....	2	EA
207	44	3560080-030	TUBING,NONMETALLIC,MAKE FROM TUBING P/N LCP-1000-250 (58961), 30 IN LG .....	1	EA
207	45	3867988-126	TUBING,NONMETALLIC,MAKE FROM TUBING P/N LCP-2000-50 (58961), 126 IN LG .....	1	EA
207	46	3867988-138	TUBING,NONMETALLIC,MAKE FROM TUBING P/N LCP-2000-50 (58961), 138 IN LG .....	1	EA
207	47	3867825	CABLE ASSEMBLY,SPECIAL PURPOSE, ELECTRICAL .....	1	EA
207	48	3899294	CABLE ASSEMBLY,SPECIAL PURPOSE, ELECTRICAL .....	1	EA

(1) FIG.	(2) ITEM	(3) PART NO.	(4) DESCRIPTION	(5) QTY.	(6) U/M
207	49	3870845-196	TUBING,NONMETALLIC,MAKE FROM TUBING P/N LCP-500-250 (58961), 196 IN LG .....	1	EA
207	50	3899295	CABLE ASSEMBLY,SPECIAL PURPOSE, ELECTRICAL .....	1	EA
207	51	3869374-150	TUBING,NONMETALLIC,MAKE FROM TUBING P/N LCP-625-100 (58961), 150 IN LG .....	2	EA
207	52	881335-2	CABLE ASSEMBLY,SPECIAL PURPOSE, ELECTRICAL .....	1	EA
207	53	987-5019-002	CABLE ASSEMBLY,SPECIAL PURPOSE, ELECTRICAL .....	1	EA
207	54	3983038	CABLE ASSEMBLY,SPECIAL PURPOSE, ELECTRICAL .....	1	EA
207	55	3983037	CABLE ASSEMBLY,SPECIAL PURPOSE, ELECTRICAL .....	1	EA
207	56	3983039	CABLE ASSEMBLY,SPECIAL PURPOSE, ELECTRICAL .....	1	EA

END OF FIGURE





---

**FIELD AND SUSTAINMENT MAINTENANCE  
ARMY GFE CABLES (M1245)**

---

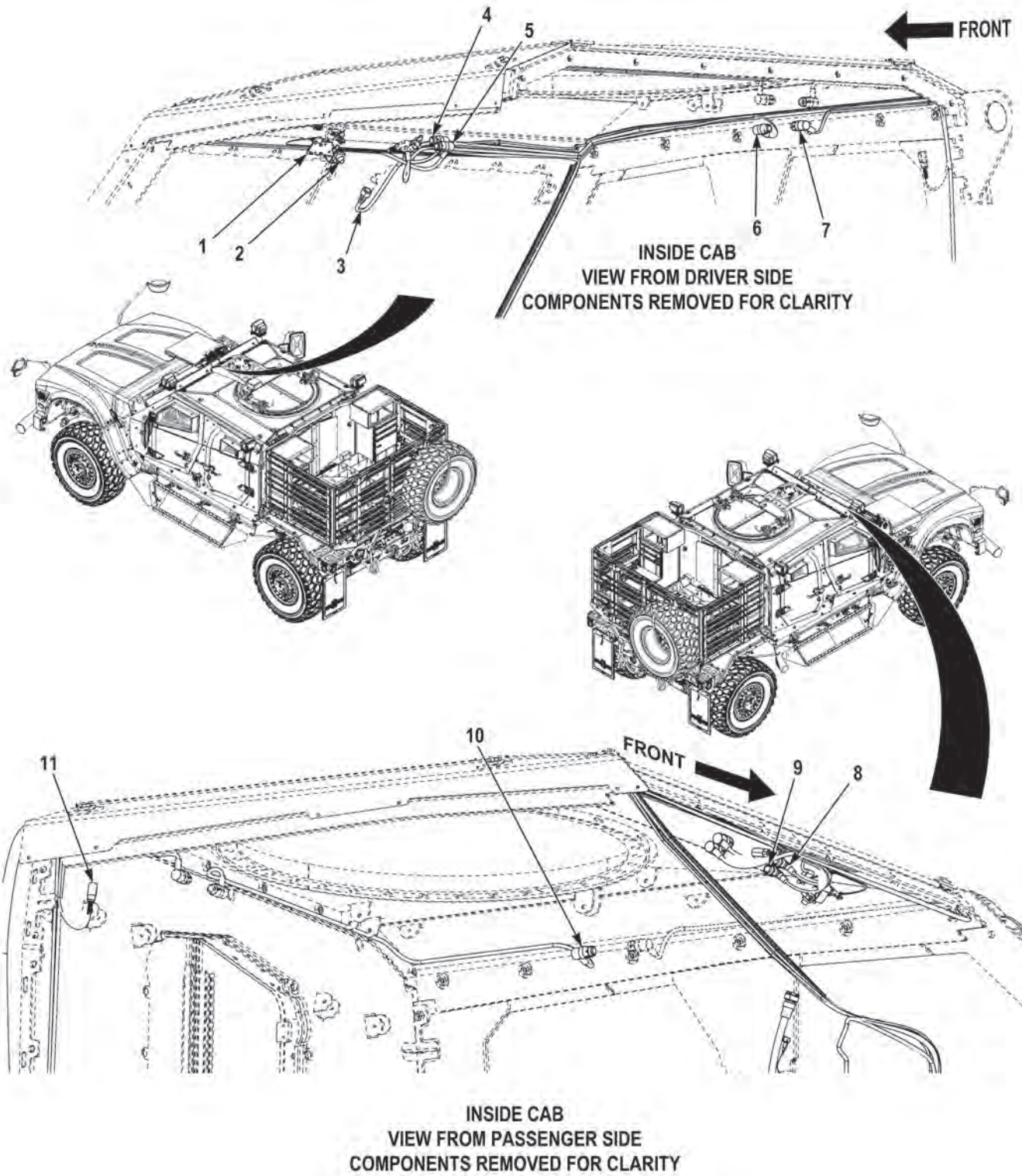


FIGURE 208 - ARMY GFE CABLES (M1245) (SHEET 1 OF 7)

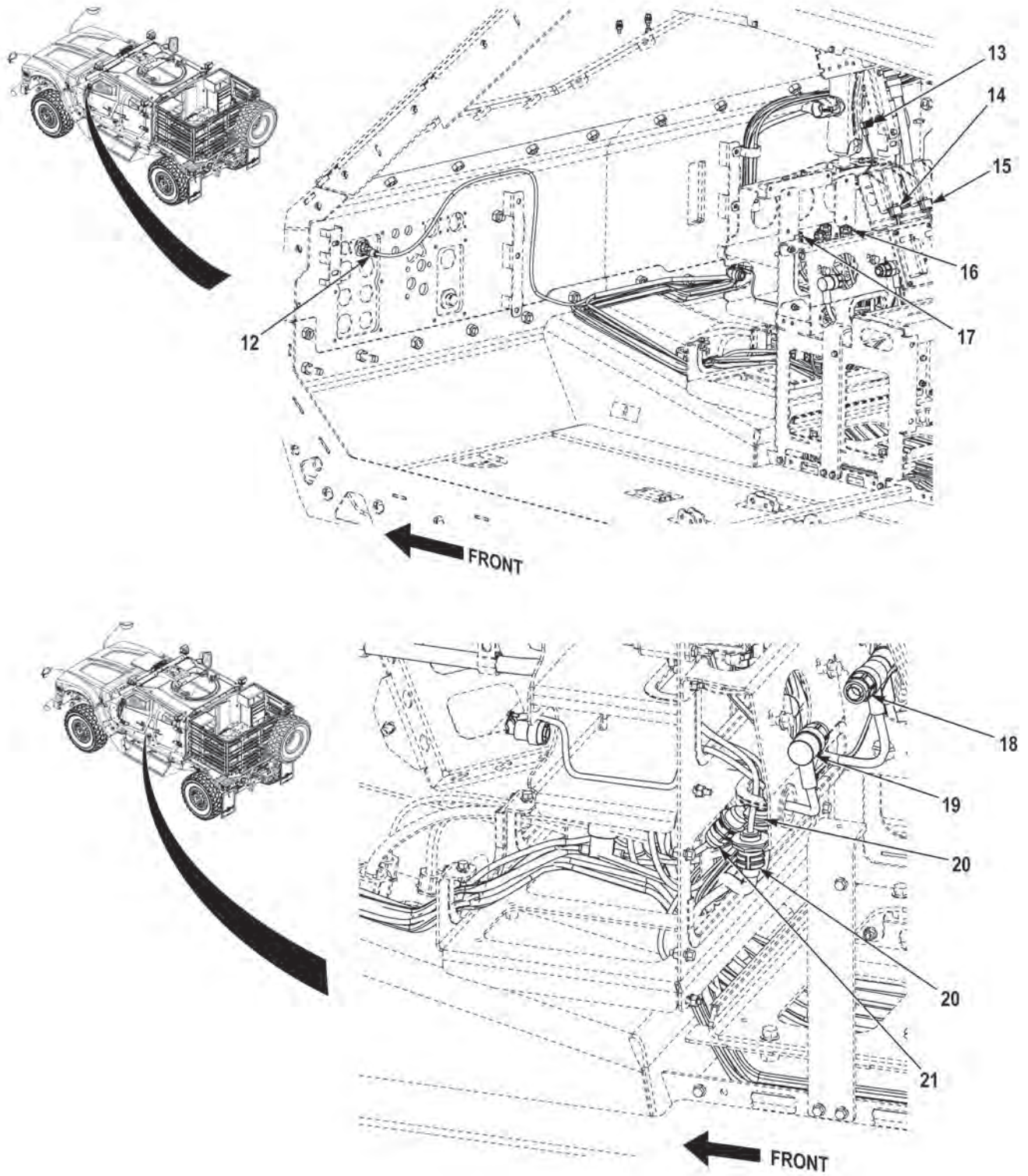


FIGURE 208 - ARMY GFE CABLES (M1245) (SHEET 2 OF 7)



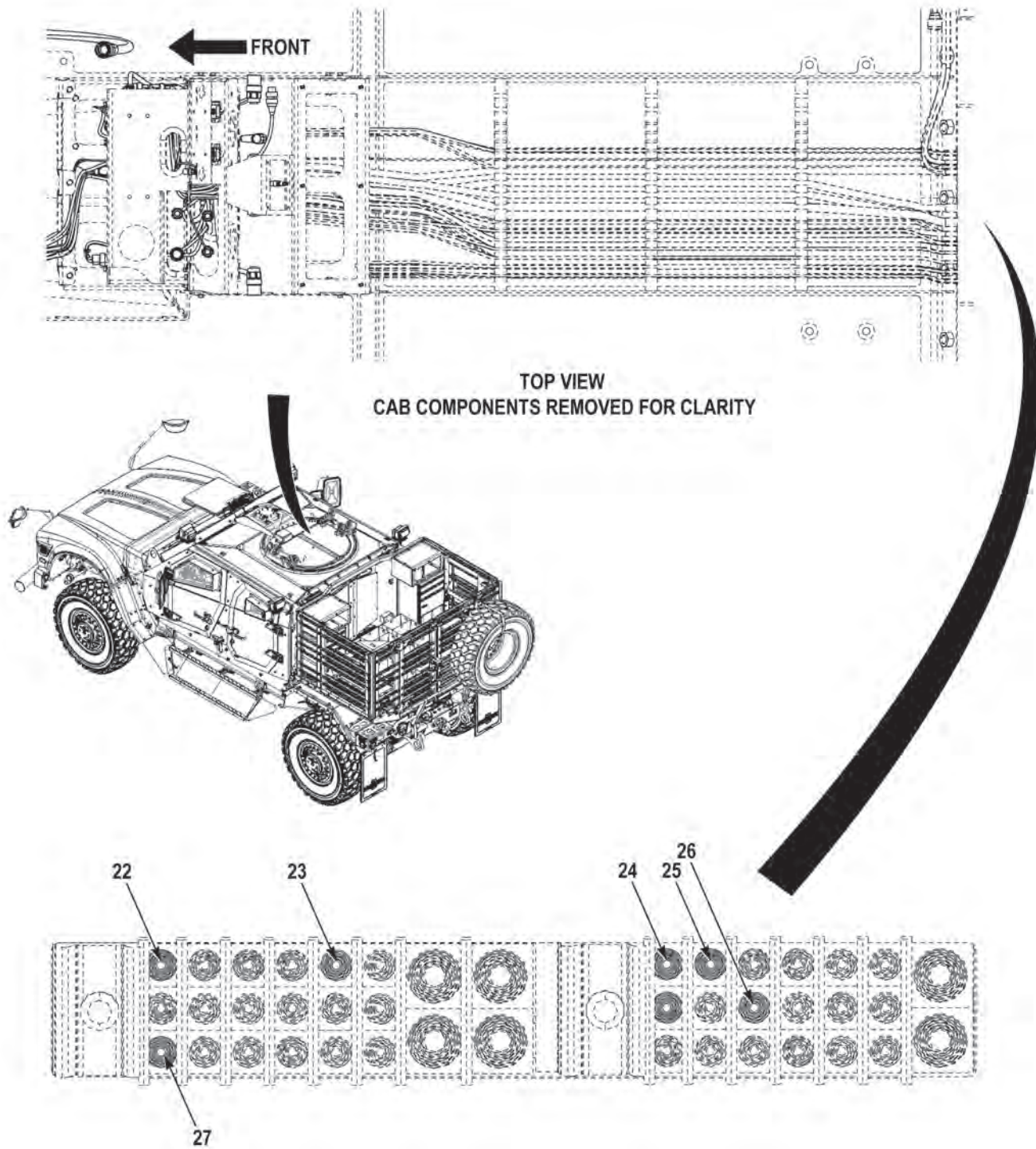


FIGURE 208 - ARMY GFE CABLES (M1245) (SHEET 3 OF 7)

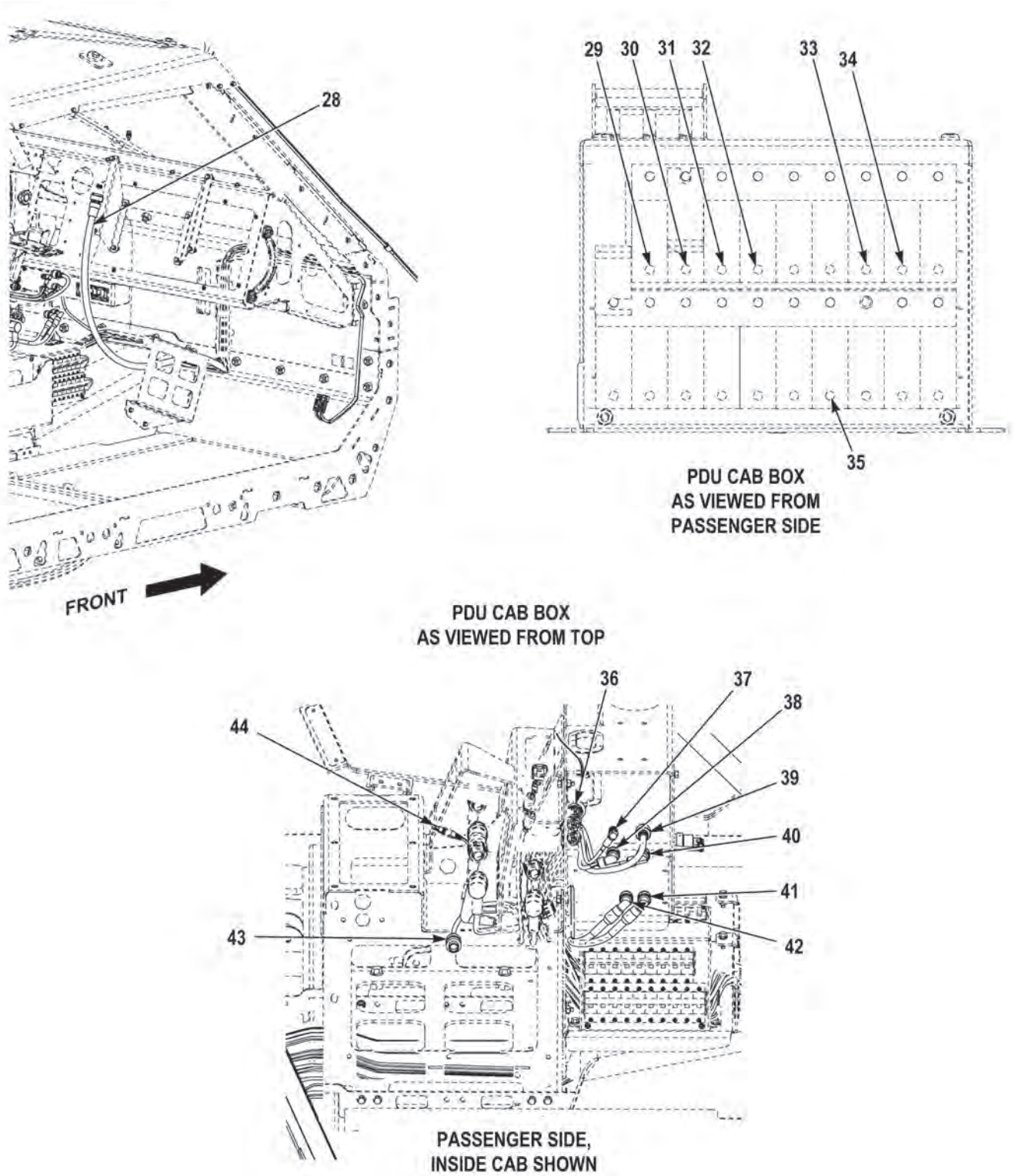


FIGURE 208 - ARMY GFE CABLES (M1245) (SHEET 4 OF 7)



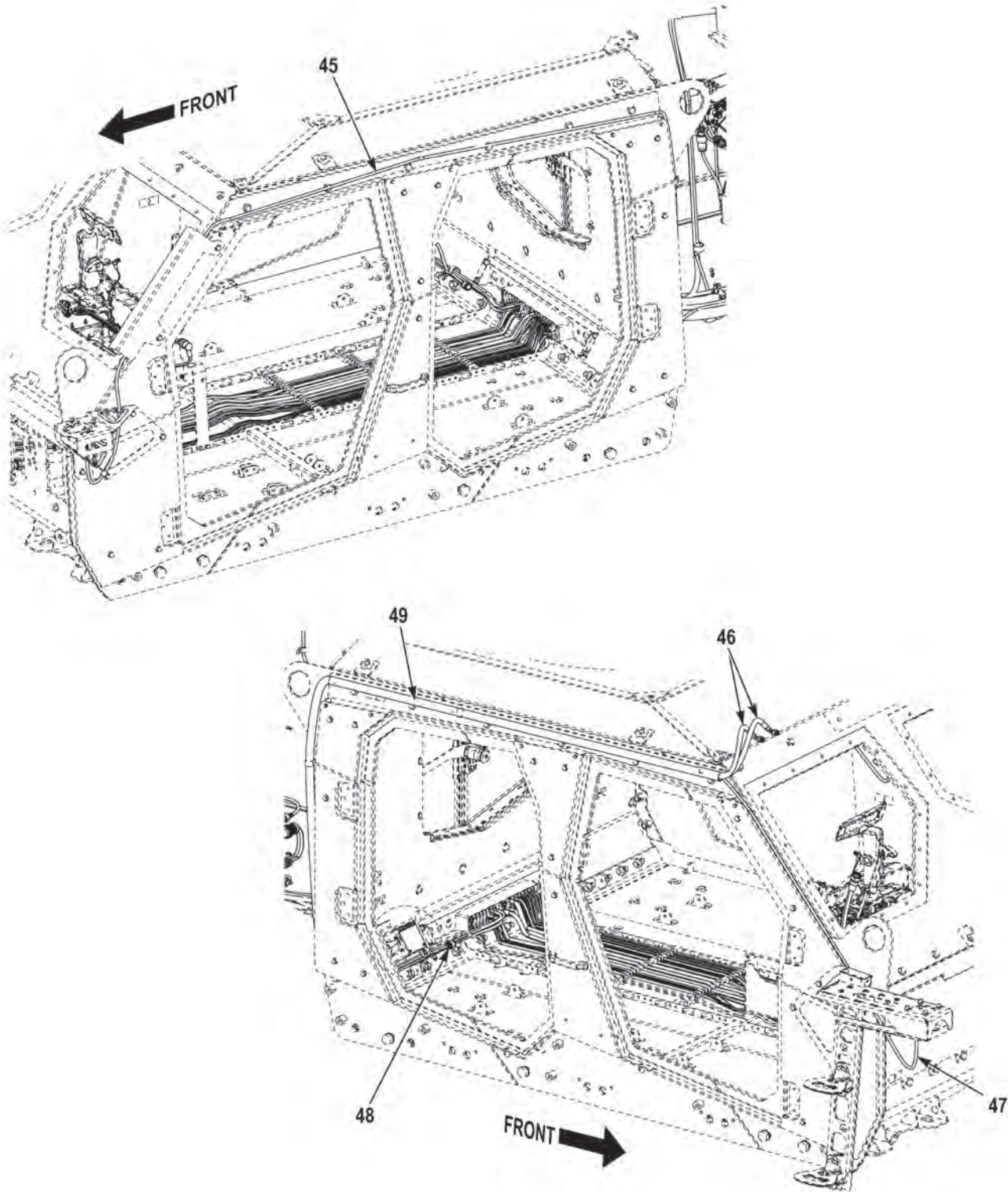


FIGURE 208 - ARMY GFE CABLES (M1245) (SHEET 5 OF 7)

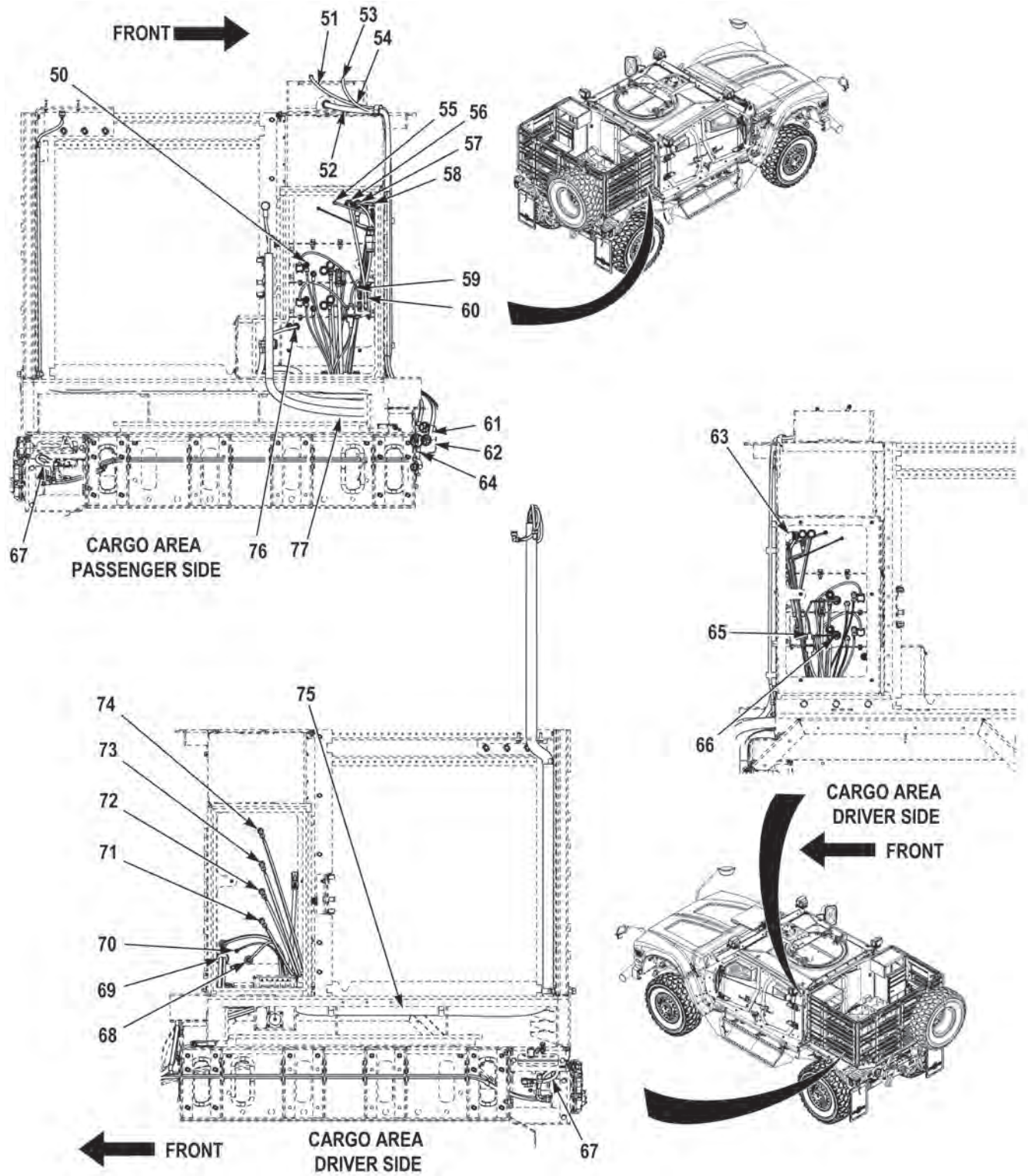


FIGURE 208 - ARMY GFE CABLES (M1245) (SHEET 6 OF 7)



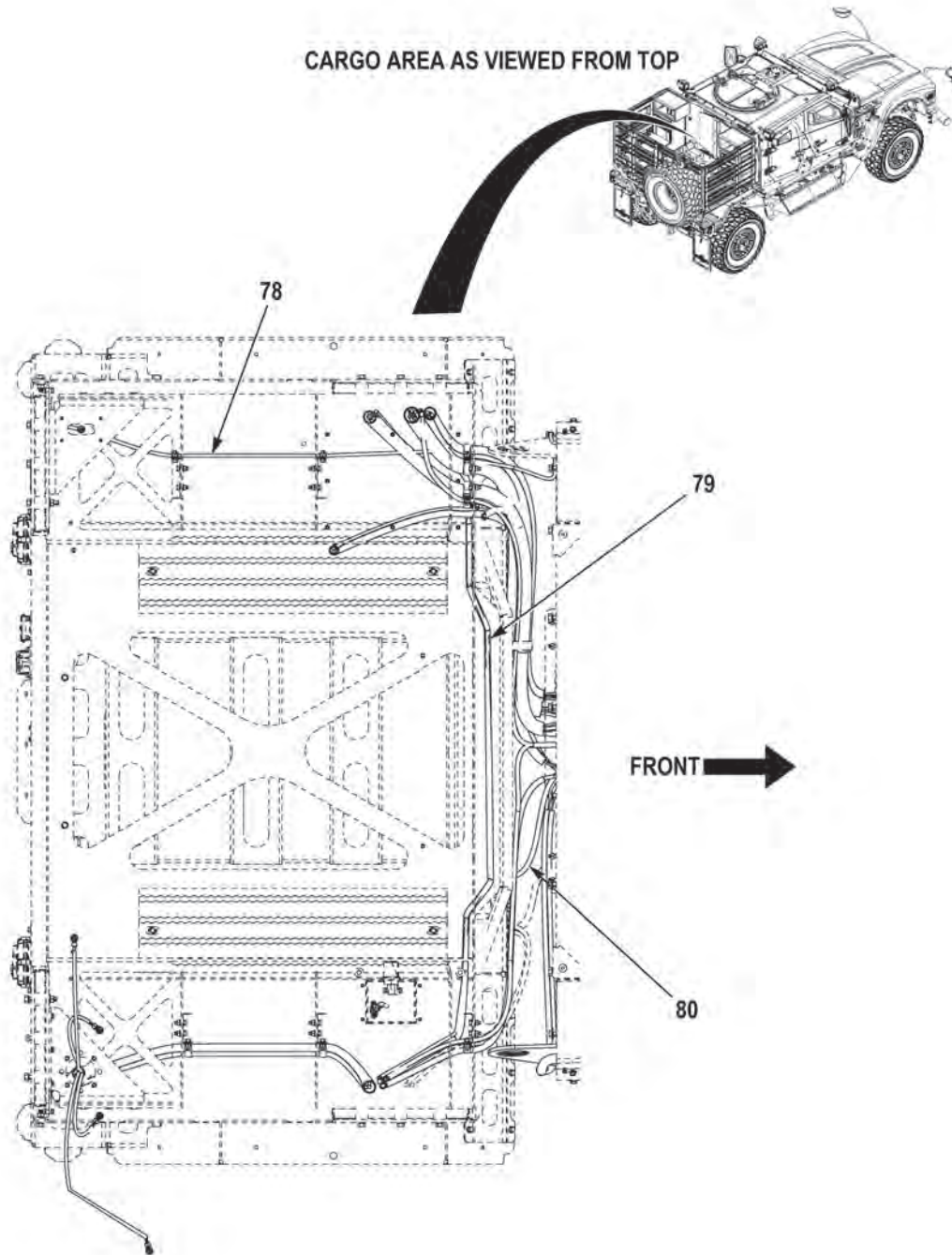


FIGURE 208 - ARMY GFE CABLES (M1245) (SHEET 7 OF 7)

(1) FIG.	(2) ITEM	(3) PART NO.	(4) DESCRIPTION	(5) QTY.	(6) U/M
			GROUP 6713 MISCELLANEOUS WIRING FIG. 208 ARMY GFE CABLES (M1245)		
208	1	987-6323-001	BRACKET,ELECTRICAL .....	1	EA
208	2	987-5180-001	CABLE ASSEMBLY .....	1	EA
208	3	3903958	CABLE ASSEMBLY .....	1	EA
208	4	3869484	CABLE ASSEMBLY .....	1	EA
208	5	3869485	CABLE ASSEMBLY .....	1	EA
208	6	3869501	CABLE ASSEMBLY .....	1	EA
208	7	3869486	CABLE ASSEMBLY .....	1	EA
208	8	3905238	CABLE ASSEMBLY .....	1	EA
208	9	3905239	CABLE ASSEMBLY .....	1	EA
208	10	3848552	CABLE ASSEMBLY .....	1	EA
208	11	3900401	CABLE ASSEMBLY .....	1	EA
208	12	3858676	CABLE ASSEMBLY .....	1	EA
208	13	3903949	CABLE ASSEMBLY .....	1	EA
208	14	3869504	CABLE ASSEMBLY .....	1	EA
208	15	3901213	CABLE ASSEMBLY .....	1	EA
208	16	348223-7001	CABLE ASSEMBLY .....	1	EA
208	17	348226-7001	CABLE ASSEMBLY .....	1	EA
208	18	3871013	CABLE ASSEMBLY .....	1	EA
208	19	3898956	CABLE ASSEMBLY .....	1	EA
208	20	8442305-4	CABLE ASSEMBLY .....	2	EA
208	21	3903948	CABLE ASSEMBLY .....	1	EA
208	22	02591-910005-W1Z	CABLE ASSEMBLY .....	1	EA
208	23	3886026	CABLE ASSEMBLY .....	1	EA
208	24	3871011	CABLE ASSEMBLY .....	1	EA
208	25	3898957	CABLE ASSEMBLY .....	1	EA
208	26	3869494	CABLE ASSEMBLY .....	1	EA
208	27	3905240	CABLE ASSEMBLY .....	1	EA
208	28	3869473	CABLE ASSEMBLY .....	1	EA
208	29	3890791	CABLE ASSEMBLY .....	1	EA
208	30	02591-0910005-W05	CABLE ASSEMBLY .....	1	EA
208	31	3869474	CABLE ASSEMBLY .....	1	EA
208	32	3903776	CABLE ASSEMBLY .....	1	EA
208	33	3901212	CABLE ASSEMBLY .....	1	EA
208	34	3869480	CABLE ASSEMBLY .....	1	EA
208	35	3869487	CABLE ASSEMBLY .....	1	EA
208	36	3886027	CABLE ASSEMBLY .....	1	EA
208	37	3906643	CABLE ASSEMBLY .....	1	EA
208	38	3906642	CABLE ASSEMBLY .....	1	EA

(1) FIG.	(2) ITEM	(3) PART NO.	(4) DESCRIPTION	(5) QTY.	(6) U/M
208	39	02591-0910005-W04	CABLE ASSEMBLY . . . . .	1	EA
208	40	3906644	CABLE ASSEMBLY . . . . .	1	EA
208	41	3901215	CABLE ASSEMBLY . . . . .	1	EA
208	42	3901913	CABLE ASSEMBLY . . . . .	1	EA
208	43	3903886	CABLE ASSEMBLY . . . . .	1	EA
208	44	10511-0704-040	CABLE ASSEMBLY . . . . .	1	EA
208	45	3256889-192	PROTECTOR,ELECTRIC,MAKE FROM SLEEVE P/N 492.250 (78505), 192 IN LONG . . . . .	1	EA
208	46	3870845-18	TUBING,NONMETALLIC,MAKE FROM TUBING P/N LCP-500-250 (58961), 18 IN LONG . . . . .	2	EA
208	47	3256889-72	PROTECTOR,ELECTRIC,MAKE FROM SLEEVE P/N 492.250 (78505), 72 IN LONG . . . . .	1	EA
208	48	3910704	CABLE ASSEMBLY	1	EA
208	49	3560079-144	PROTECTOR,ELECTRIC,MAKE FROM SLEEVE P/N LCP-875-500 (58961), 144 IN LONG . . . . .	1	EA
208	50	3869481	CABLE ASSEMBLY . . . . .	1	EA
208	51	3256889-150	PROTECTOR,ELECTRIC,MAKE FROM SLEEVE P/N 492.250 (78505), 150 IN LONG . . . . .	1	EA
208	52	3870845-60	TUBING,NONMETALLIC,MAKE FROM TUBING P/N LCP-500-250 (58961), 60 IN LONG . . . . .	1	EA
208	53	3903775	CABLE ASSEMBLY	1	EA
208	54	3256889-12	PROTECTOR,ELECTRIC,MAKE FROM SLEEVE P/N 492.250 (78505), 12 IN LONG . . . . .	1	EA
208	55	3869490	CABLE ASSEMBLY . . . . .	1	EA
208	56	12005-0730-A006	CABLE ASSEMBLY . . . . .	1	EA
208	57	02591-0910800-10	CABLE ASSEMBLY . . . . .	1	EA
208	58	3869491	CABLE ASSEMBLY . . . . .	1	EA
208	59	3869499	CABLE ASSEMBLY . . . . .	1	EA
208	60	423315-801	GPS TOD CABLE . . . . .	1	EA
208	61	3436866-60	PROTECTOR,ELECTRIC,MAKE FROM SLEEVE P/N LCP-1625-150 (58961), 60 IN LONG . . . . .	1	EA
208	62	3868917-48	PROTECTOR,ELECTRIC,MAKE FROM SLEEVE P/N LCP-1250-200 (58961), 48 IN LONG . . . . .	1	EA
208	63	3869488	CABLE ASSEMBLY . . . . .	1	EA
208	64	3436866-48	PROTECTOR,ELECTRIC,MAKE FROM SLEEVE P/N LCP-1625-150 (58961), 48 IN LONG . . . . .	1	EA
208	65	3905214	CABLE ASSEMBLY . . . . .	1	EA
208	66	3901214	CABLE ASSEMBLY . . . . .	1	EA
208	67	3903998	CABLE ASSEMBLY . . . . .	2	EA
208	68	570569G1	CABLE ASSEMBLY . . . . .	1	EA
208	69	3890797	CABLE ASSEMBLY . . . . .	1	EA
208	70	3900476	CABLE ASSEMBLY . . . . .	1	EA
208	71	3890793	CABLE ASSEMBLY . . . . .	1	EA

(1) FIG.	(2) ITEM	(3) PART NO.	(4) DESCRIPTION	(5) QTY.	(6) U/M
208	72	3890794	CABLE ASSEMBLY .....	1	EA
208	73	3890795	CABLE ASSEMBLY .....	1	EA
208	74	3890796	CABLE ASSEMBLY .....	1	EA
208	75	3868917-114	PROTECTOR,ELECTRIC,MAKE FROM SLEEVE P/N LCP-1250-200 (58961), 114 IN LONG.....	1	EA
208	76	3903899	CABLE ASSEMBLY .....	1	EA
208	77	3560079-78	PROTECTOR,ELECTRIC,MAKE FROM SLEEVE P/N LCP-875-500 (58961), 78 IN LONG. ....	1	EA
208	78	3256889-90	PROTECTOR,ELECTRIC,MAKE FROM SLEEVE P/N 492.250 (78505), 90 IN LONG. ....	1	EA
208	79	3870845-90	TUBING,NONMETALLIC,MAKE FROM TUBING P/N LCP-500-250 (58961), 90 IN LONG. ....	1	EA
208	80	3870845-54	TUBING,NONMETALLIC,MAKE FROM TUBING P/N LCP-500-250 (58961), 54 IN LONG. ....	1	EA

END OF FIGURE



---

**FIELD AND SUSTAINMENT MAINTENANCE  
MARINE GFE CABLES (M1240A1)**

---

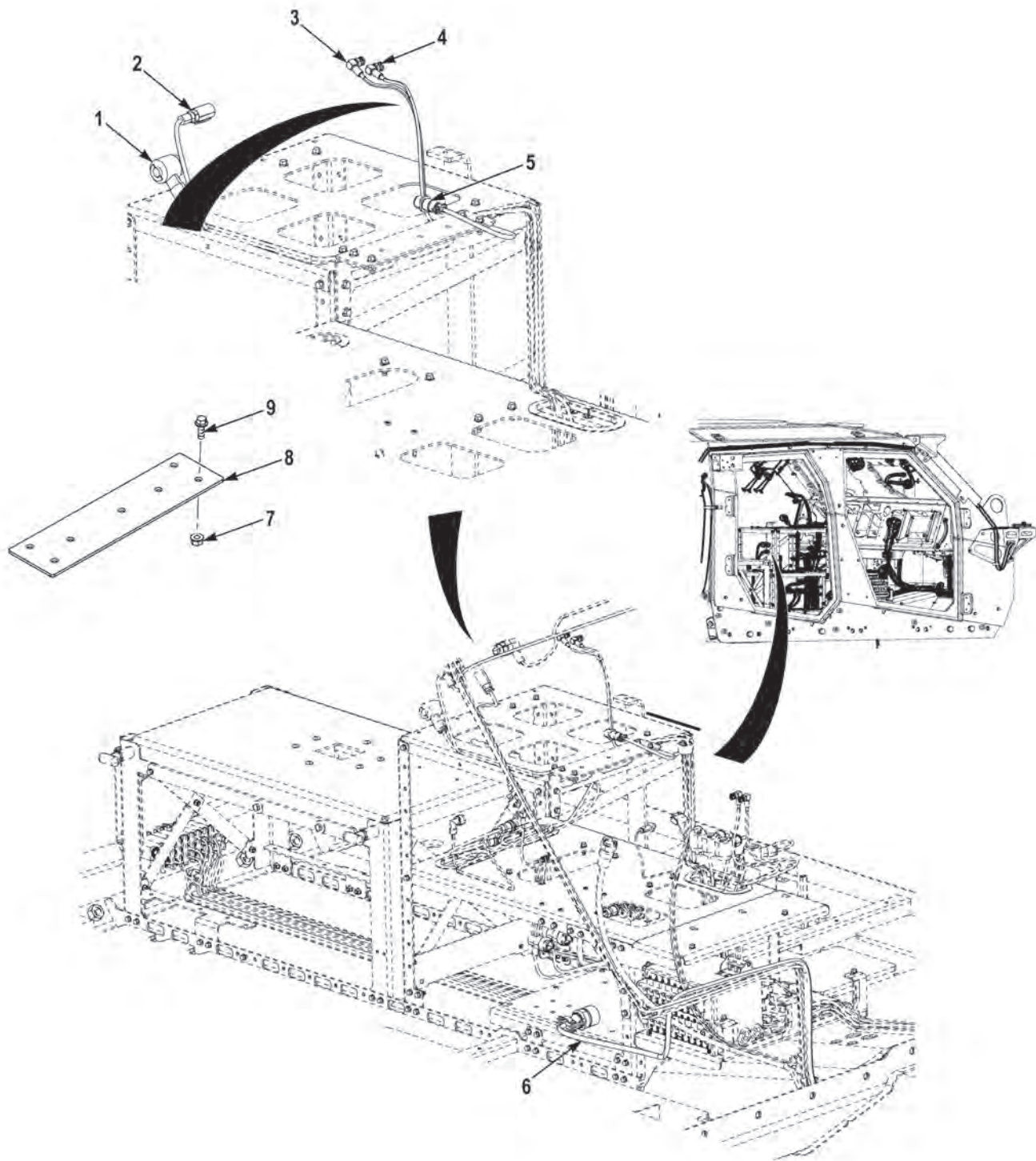


FIGURE 209 - MARINE GFE CABLES (M1240A1) (SHEET 1 OF 11)



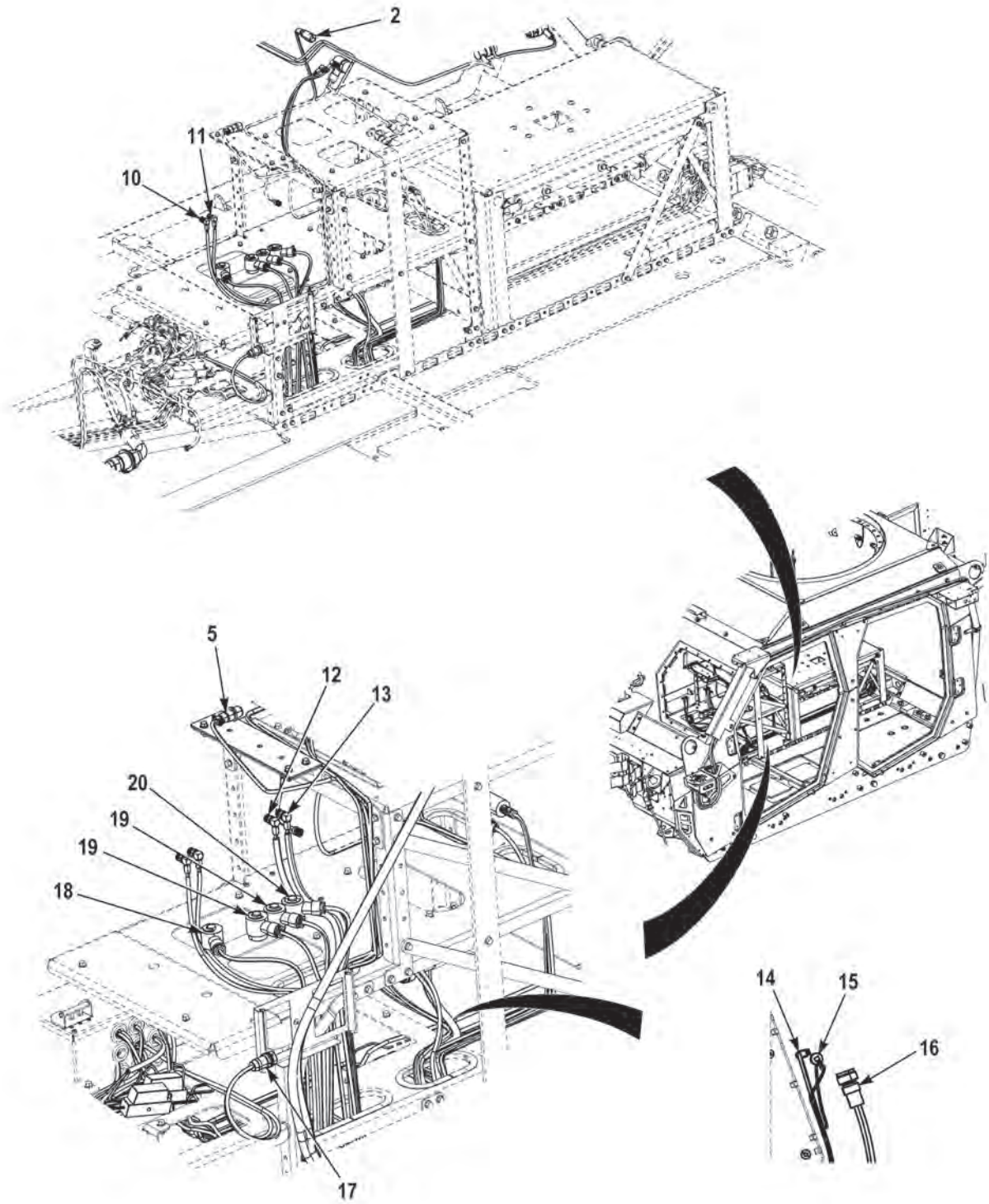


FIGURE 209 - MARINE GFE CABLES (M1240A1) (SHEET 2 OF 11)

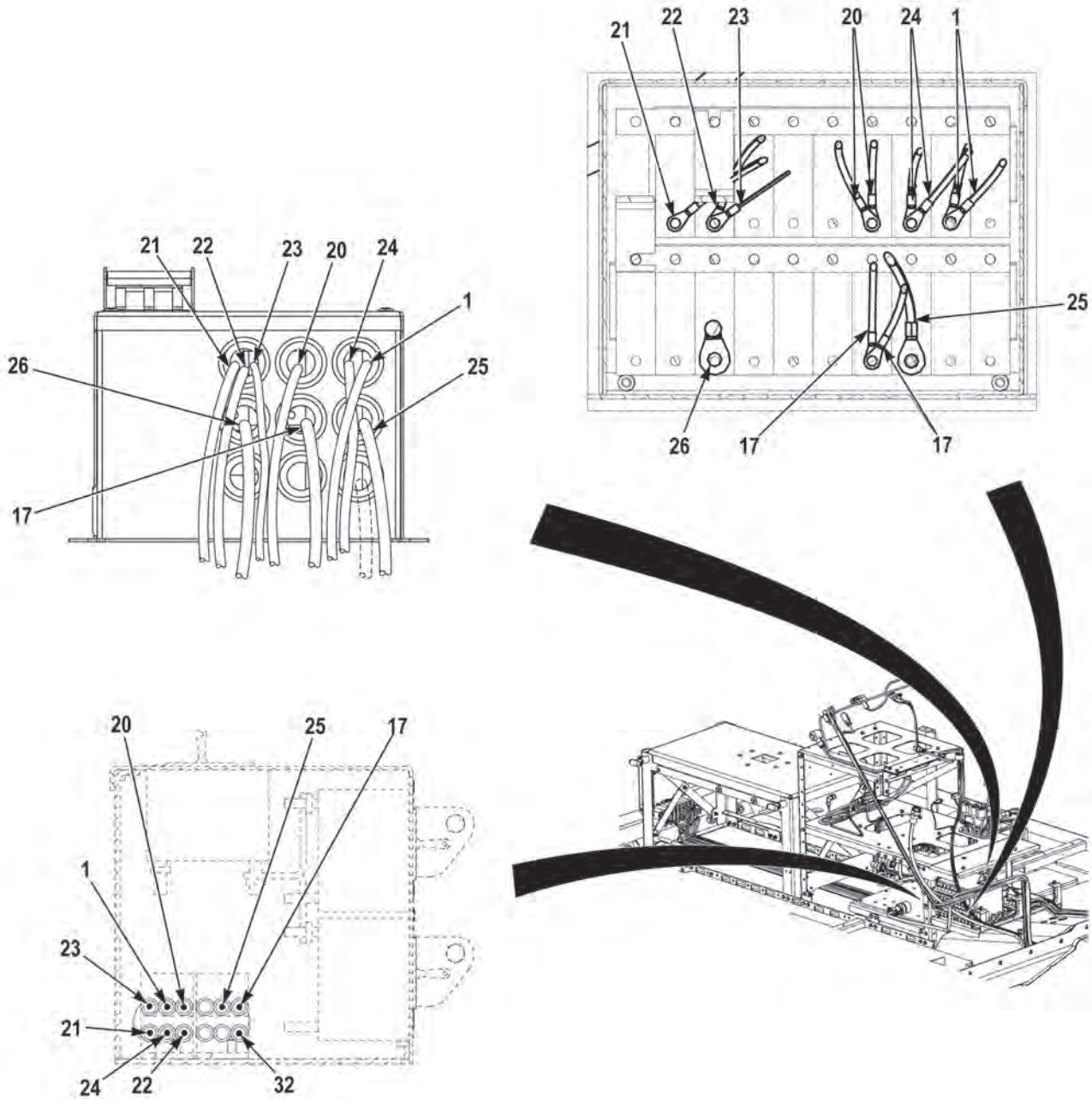


FIGURE 209 - MARINE GFE CABLES (M1240A1) (SHEET 3 OF 11)



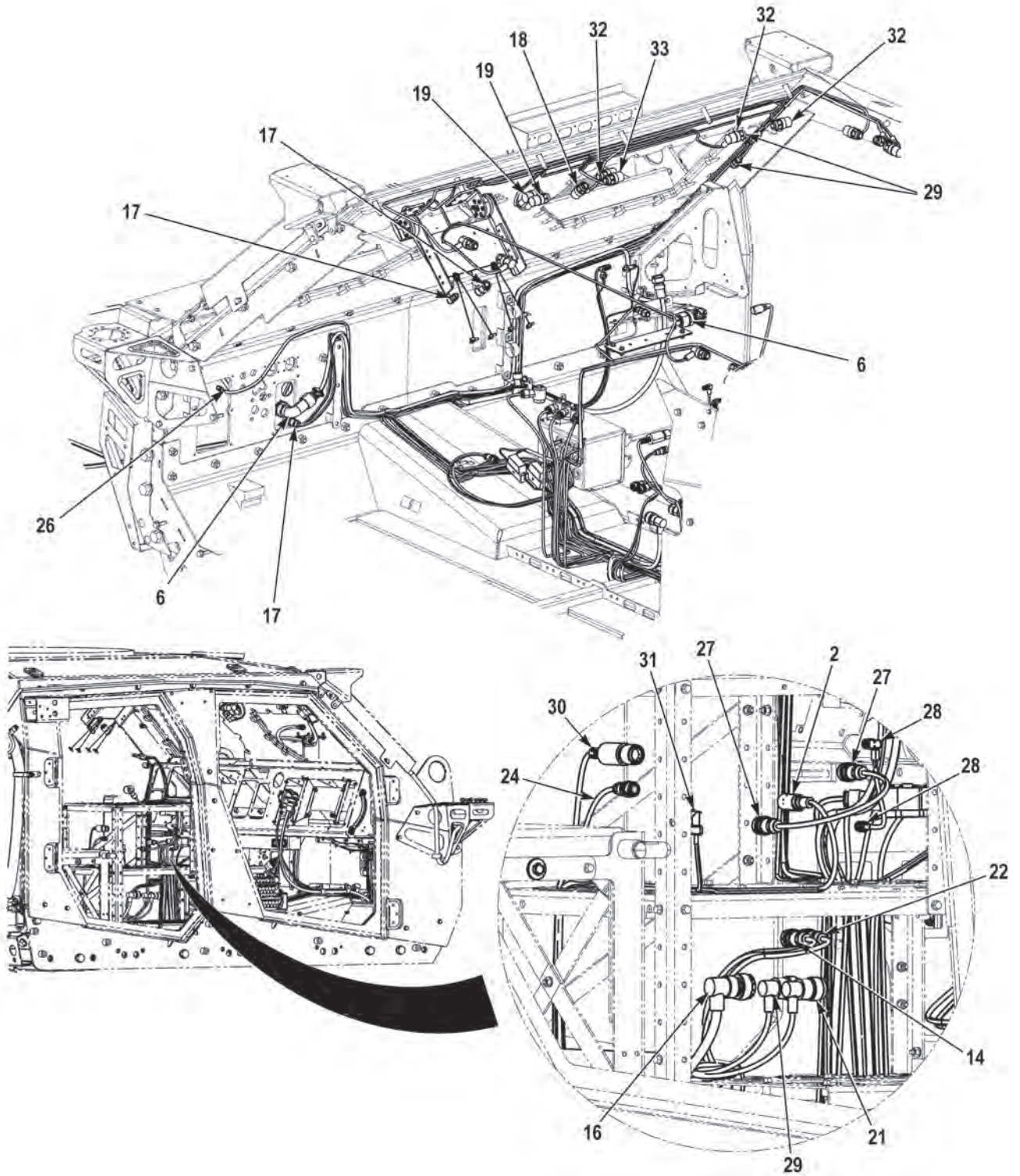


FIGURE 209 - MARINE GFE CABLES (M1240A1) (SHEET 4 OF 11)

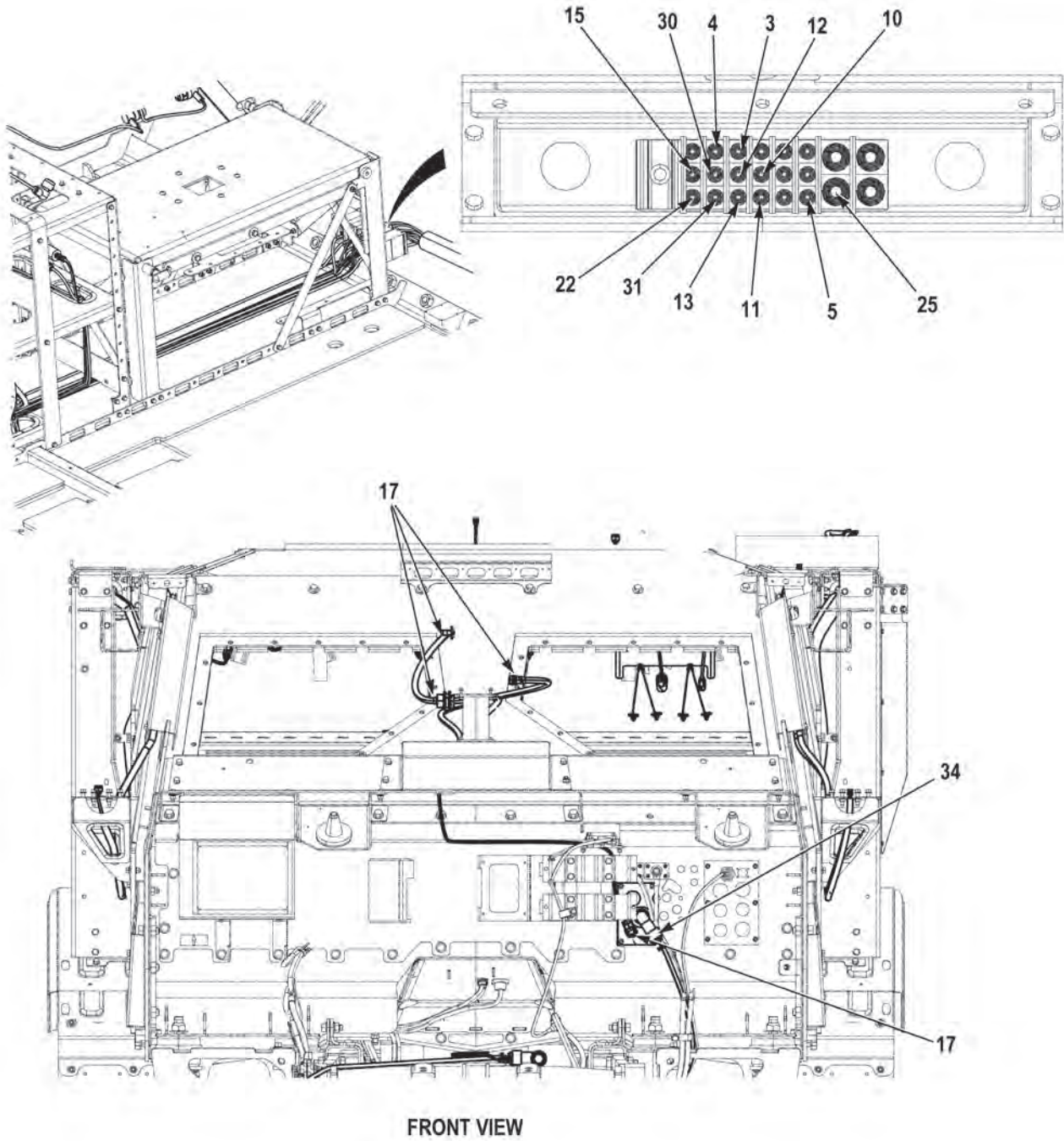


FIGURE 209 - MARINE GFE CABLES (M1240A1) (SHEET 5 OF 11)



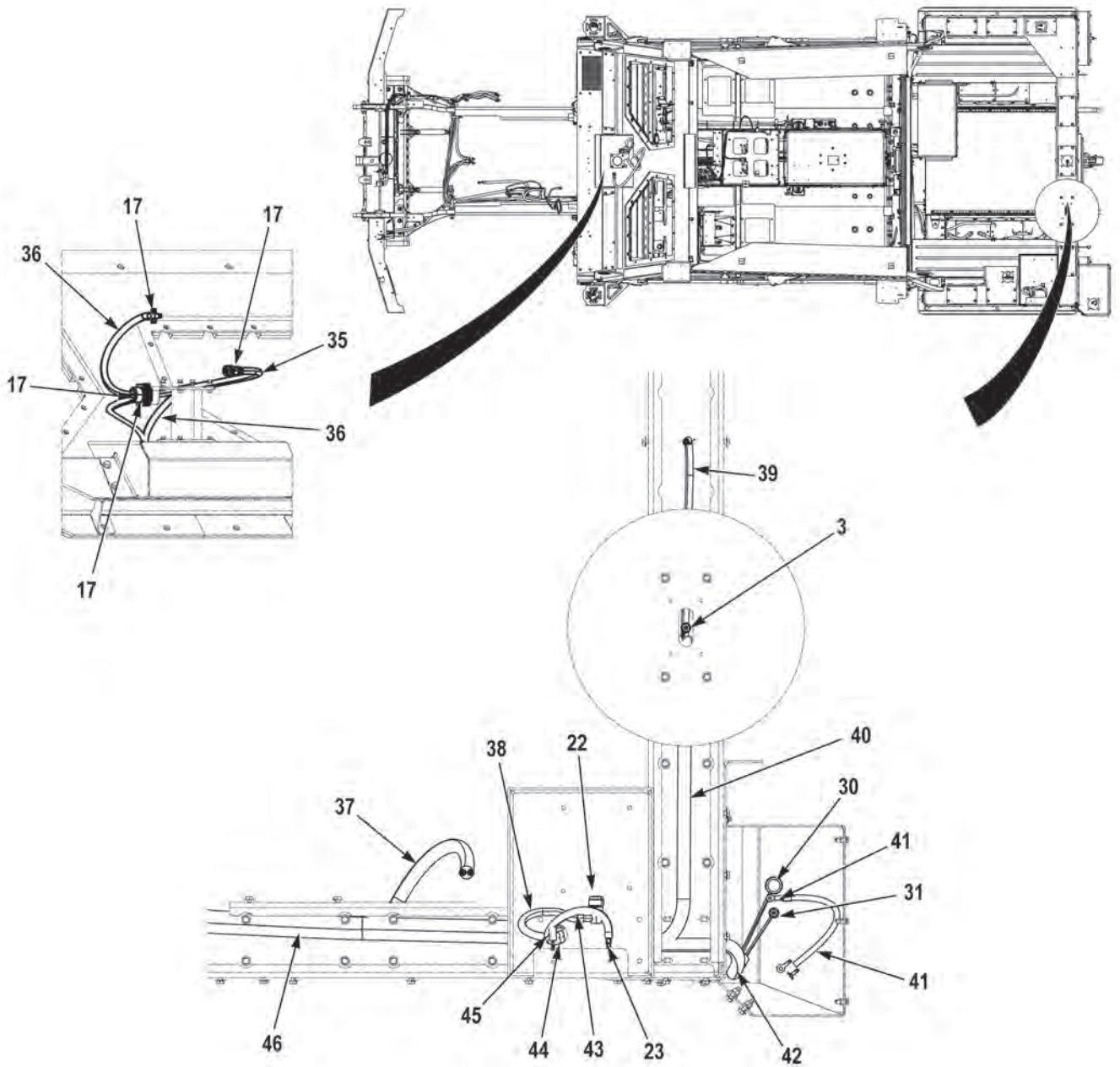


FIGURE 209 - MARINE GFE CABLES (M1240A1) (SHEET 6 OF 11)

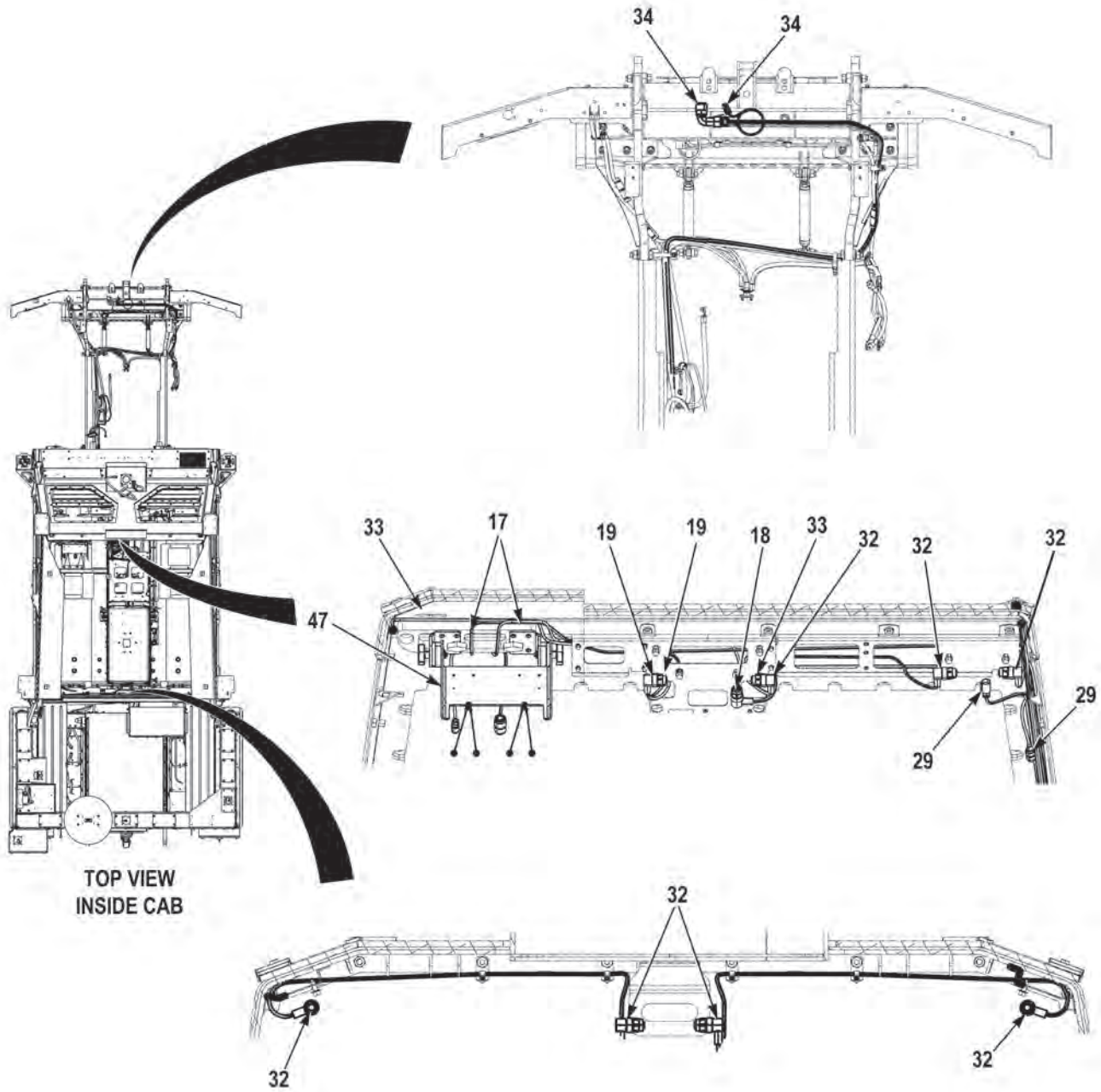


FIGURE 209 - MARINE GFE CABLES (M1240A1) (SHEET 7 OF 11)

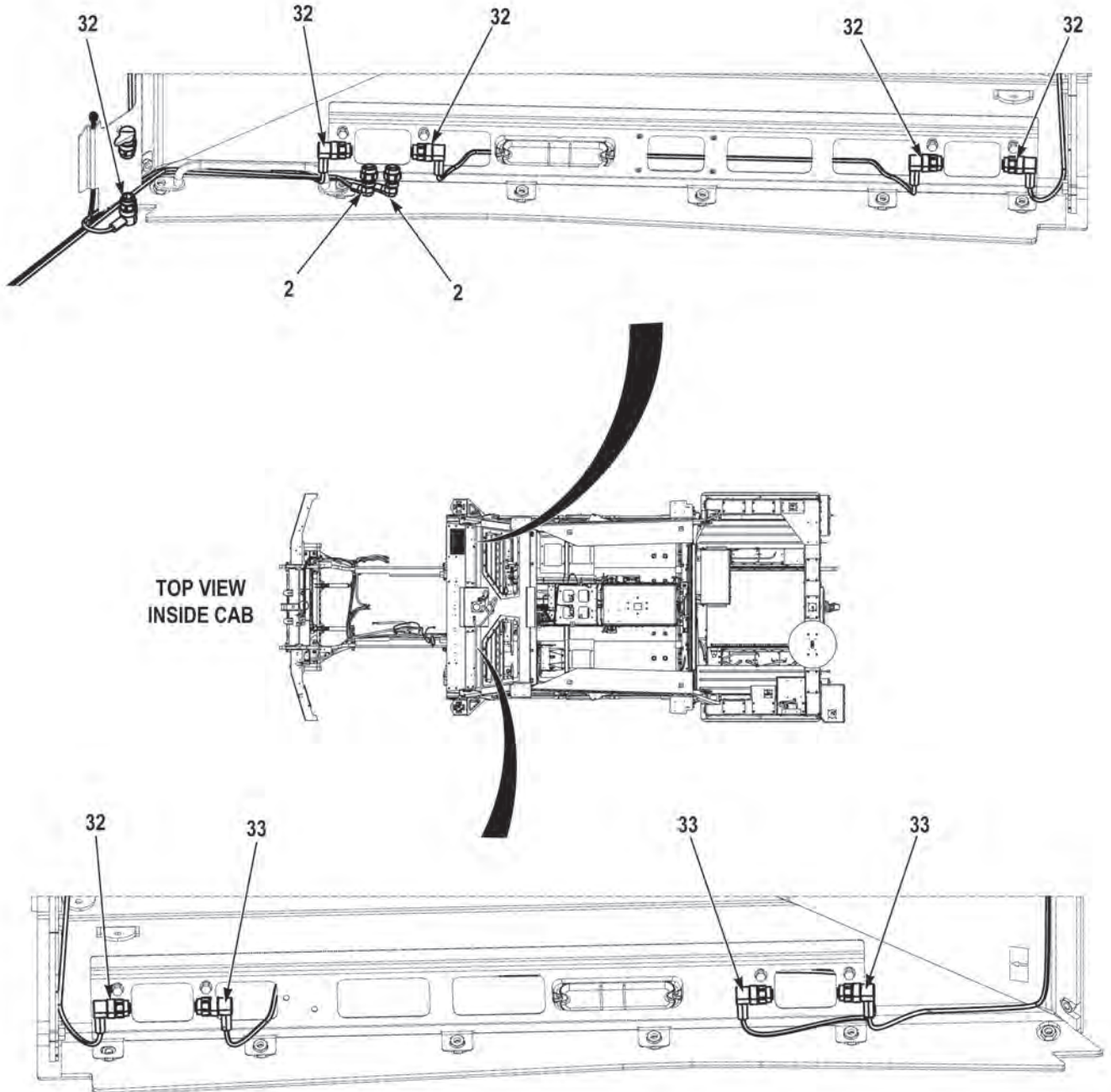


FIGURE 209 - MARINE GFE CABLES (M1240A1) (SHEET 8 OF 11)



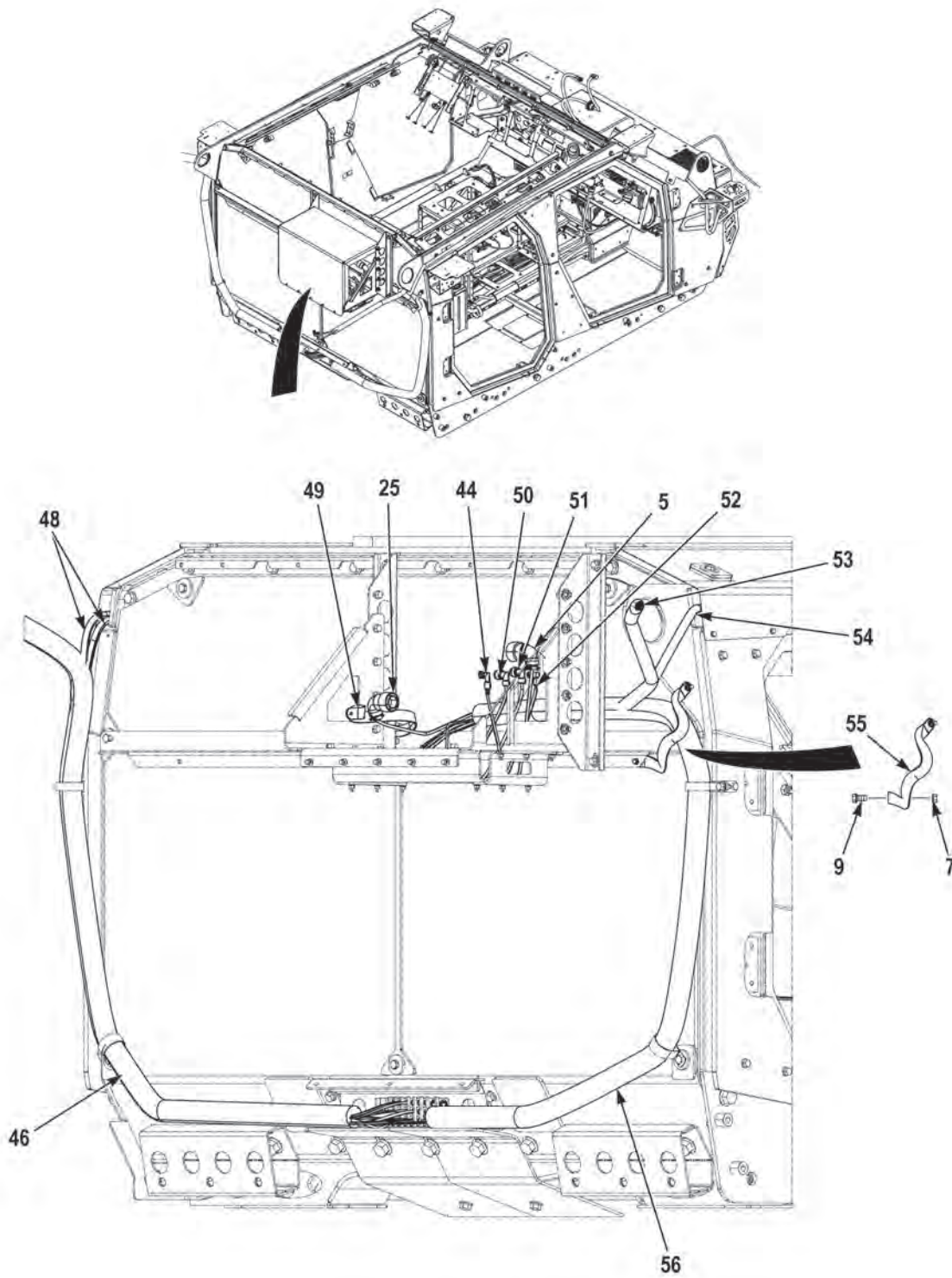


FIGURE 209 - MARINE GFE CABLES (M1240A1) (SHEET 9 OF 11)

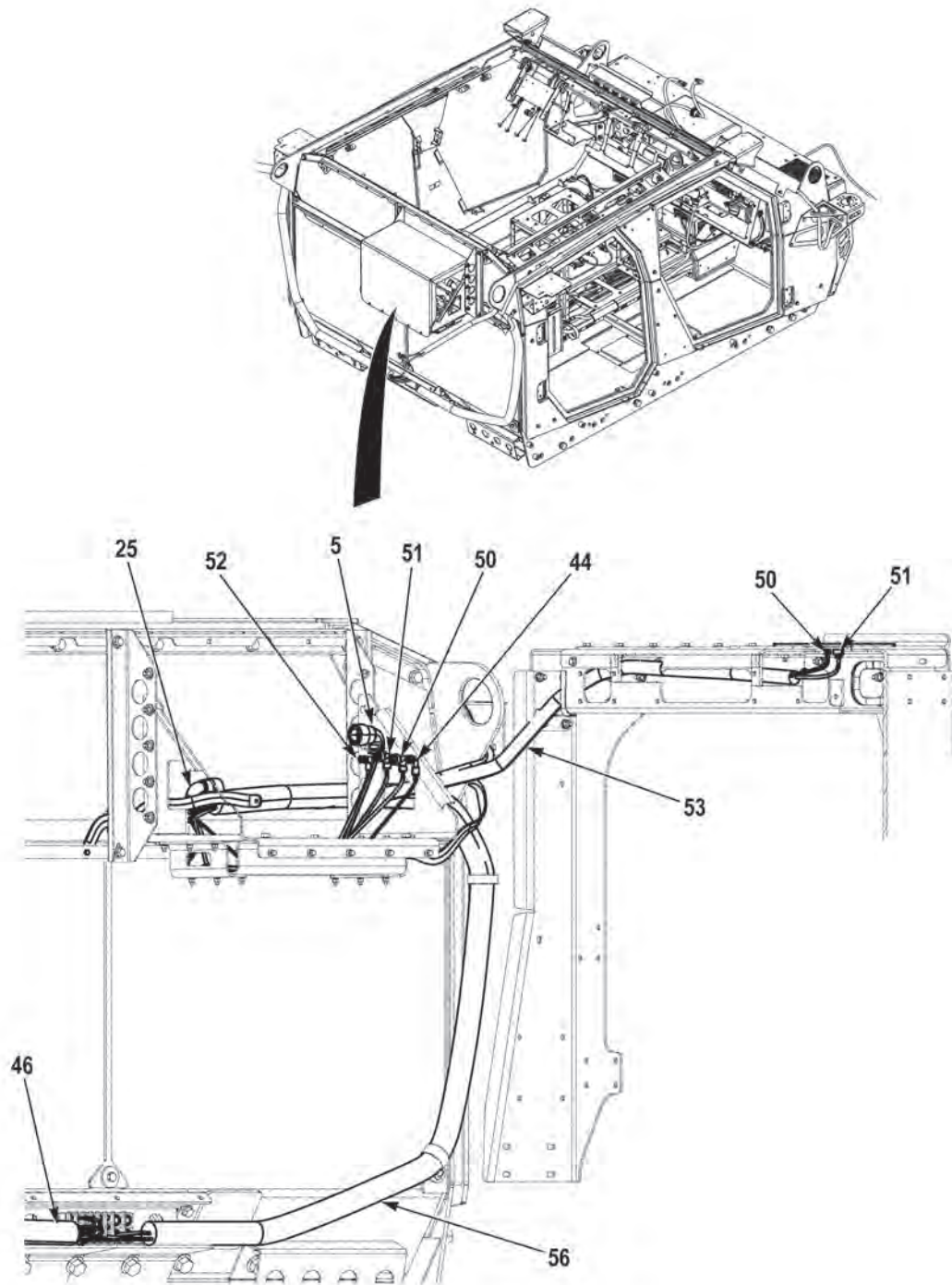


FIGURE 209 - MARINE GFE CABLES (M1240A1) (SHEET 10 OF 11)

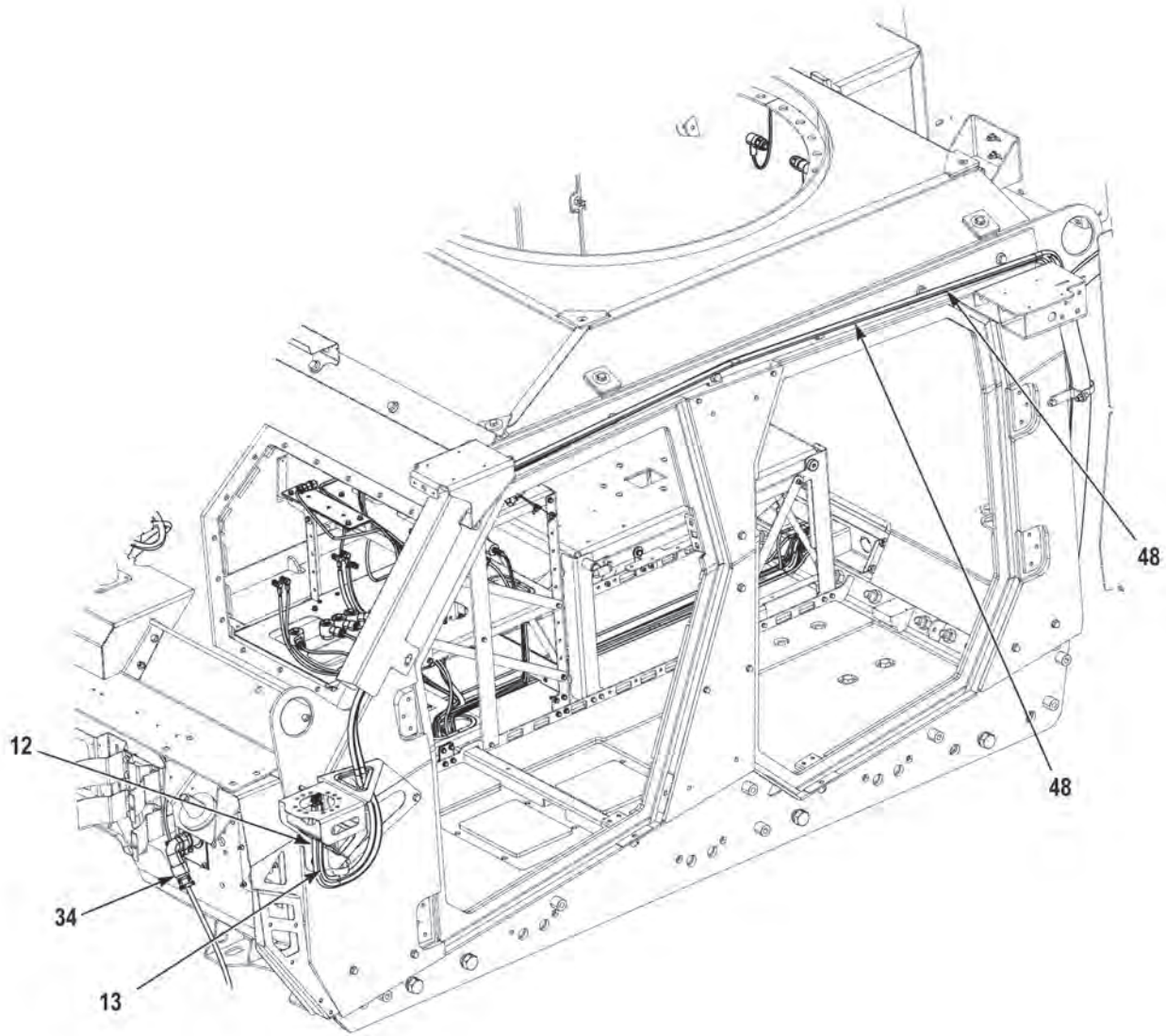


FIGURE 209 - MARINE GFE CABLES (M1240A1) (SHEET 11 OF 11)

(1) FIG.	(2) ITEM	(3) PART NO.	(4) DESCRIPTION	(5) QTY.	(6) U/M
			GROUP 6713 MISCELLANEOUS WIRING FIG. 209 MARINE GFE CABLES (M1240A1)		
209	1	3902493	CABLE ASSEMBLY,SPECIAL PURPOSE, ELECTRICAL,BRANCHED . . . . .	1	EA
209	2	3881203	CABLE ASSEMBLY,RADIO FREQUENCY . . . . .	2	EA
209	3	3857754	CABLE ASSEMBLY,SPECIAL PURPOSE, ELECTRICAL . . . . .	1	EA
209	4	3857753	CABLE ASSEMBLY,SPECIAL PURPOSE, ELECTRICAL . . . . .	1	EA
209	5	3872132	CABLE ASSEMBLY,SPECIAL PURPOSE, . . . . .	1	EA
209	6	3983038	CABLE ASSEMBLY,SPECIAL PURPOSE, ELECTRICAL . . . . .	1	EA
209	7	0192408	NUT,SELF-LOCKING,.25-20 G5 ZY . . . . .	6	EA
209	8	3872622	BRACKET,VEHICULAR,RCU . . . . .	1	EA
209	9	110961	SCREW,CAP,HEX HEAD,.25-20 X .75 G5 ZY . . . . .	6	EA
209	10	3867826	CABLE ASSEMBLY,RADIO FREQUENCY . . . . .	1	EA
209	11	3862568	CABLE ASSEMBLY,SPECIAL PURPOSE, ELECTRICAL . . . . .	1	EA
209	12	3867827	CABLE ASSEMBLY,RADIO FREQUENCY . . . . .	1	EA
209	13	3862569	CABLE ASSEMBLY,SPECIAL PURPOSE, ELECTRICAL . . . . .	1	EA
209	14	881335-2	CABLE ASSEMBLY,SPECIAL PURPOSE, ELECTRICAL . . . . .	1	EA
209	15	987-5016-002	CABLE ASSEMBLY,SPECIAL PURPOSE, ELECTRICAL . . . . .	1	EA
209	16	881327-3	CABLE ASSEMBLY,SPECIAL PURPOSE, ELECTRICAL . . . . .	1	EA
209	17	09040030-2	CABLE,DVE KIT,ELECTRONIC EQUIPMENT . . . . .	1	EA
209	18	A3206017-16	CABLE ASSEMBLY,SPECIAL PURPOSE, ELECTRICAL . . . . .	1	EA
209	19	A3206019-16	CABLE ASSEMBLY,SPECIAL PURPOSE, ELECTRICAL . . . . .	2	EA
209	20	3861386	CABLE ASSEMBLY,BRANCHED . . . . .	1	EA
209	21	889520-4	CABLE ASSEMBLY,POWER,ELECTRICAL . . . . .	1	EA
209	22	179215-4	CABLE ASSEMBLY,SPECIAL PURPOSE, ELECTRICAL,BRANCHED . . . . .	1	EA
209	23	987-5019-002	CABLE ASSEMBLY,SPECIAL PURPOSE, ELECTRICAL . . . . .	1	EA
209	24	10181-9826-010	CABLE ASSEMBLY,POWER,ELECTRICAL, BRANCHED . . . . .	1	EA
209	25	3872130	CABLE ASSEMBLY,SPECIAL PURPOSE, ELECTRICAL . . . . .	1	EA
209	26	3983037	CABLE ASSEMBLY,SPECIAL PURPOSE, ELECTRICAL . . . . .	1	EA



(1) FIG.	(2) ITEM	(3) PART NO.	(4) DESCRIPTION	(5) QTY.	(6) U/M
209	27	10535-0720-B17	CABLE ASSEMBLY, . . . . .	1	EA
209	28	10497-5020-A08	CABLE ASSEMBLY,RADIO FREQUENCY . . . . .	1	EA
209	29	881270-1	CABLE ASSEMBLY,SPECIAL PURPOSE, ELECTRICAL . . . . .	1	EA
209	30	3857886	CABLE ASSEMBLY,SPECIAL PURPOSE, ELECTRICAL . . . . .	1	EA
209	31	3857885	CABLE ASSEMBLY,SPECIAL PURPOSE, ELECTRICAL . . . . .	1	EA
209	32	A3206018-4	CABLE ASSEMBLY,SPECIAL PURPOSE, ELECTRICAL,BRANCHED . . . . .	5	EA
209	33	A3206018-5	CABLE ASSEMBLY,SPECIAL PURPOSE, ELECTRICAL,BRANCHED . . . . .	2	EA
209	34	3983039	CABLE ASSEMBLY,SPECIAL PURPOSE, ELECTRICAL . . . . .	1	EA
209	35	3870845-048	TUBING,NONMETALLIC,MAKE FROM TUBING P/N LCP-500-250 (58961), 48 IN LG . . . . .	1	EA
209	36	3870845-024	TUBING,NONMETALLIC,MAKE FROM TUBING P/N LCP-500-250 (58961), 24 IN LG . . . . .	2	EA
209	37	3560080-013	TUBING,NONMETALLIC,MAKE FROM TUBING P/N LCP-1000-250 (58961), 13 IN LG . . . . .	1	EA
209	38	3870845-013	TUBING,NONMETALLIC,MAKE FROM TUBING P/N LCP-500-250 (58961), 13 IN LG . . . . .	1	EA
209	39	3870845-018	TUBING,NONMETALLIC,MAKE FROM TUBING P/N LCP-500-250 (58961), 18 IN LG . . . . .	1	EA
209	40	3560080-036	TUBING,NONMETALLIC,MAKE FROM TUBING P/N LCP-1000-250 (58961), 36 IN LG . . . . .	1	EA
209	41	3867828	CABLE ASSEMBLY,SPECIAL PURPOSE,ELECTRICAL . . . . .	1	EA
209	42	3560080-032	TUBING,NONMETALLIC,MAKE FROM TUBING P/N LCP-1000-250 (58961), 32 IN LG . . . . .	1	EA
209	43	3870845-010	TUBING,NONMETALLIC,MAKE FROM TUBING P/N LCP-500-250 (58961), 10 IN LG . . . . .	1	EA
209	44	3872131	CABLE ASSEMBLY,SPECIAL PURPOSE, . . . . .	1	EA
209	45	3870845-015	TUBING,NONMETALLIC,MAKE FROM TUBING P/N LCP-500-250 (58961), 15 IN LG . . . . .	1	EA
209	46	3867988-116	TUBING,NONMETALLIC,MAKE FROM TUBING P/N LCP-2000-50 (58961), 116 IN LG. . . . .	1	EA
209	47	3849201	BRACKET,DVE DISPLAY,DVE DISPLAY . . . . .	1	EA
209	48	3870845-150	TUBING,NONMETALLIC,MAKE FROM TUBING P/N LCP-500-250 (58961), 150 IN LG . . . . .	2	EA
209	49	3872135	STRAP,GROUND, . . . . .	1	EA
209	50	3872134	CABLE ASSEMBLY,SPECIAL PURPOSE, . . . . .	1	EA
209	51	3872126	CABLE ASSEMBLY,SPECIAL PURPOSE, . . . . .	1	EA
209	52	3872125	CABLE ASSEMBLY,SPECIAL PURPOSE, . . . . .	1	EA
209	53	3560080-054	TUBING,NONMETALLIC,MAKE FROM TUBING P/N LCP-1000-250 (58961), 54 IN LG . . . . .	1	EA

(1) FIG.	(2) ITEM	(3) PART NO.	(4) DESCRIPTION	(5) QTY.	(6) U/M
209	54	3869374-150	TUBING, NONMETALLIC, MAKE FROM TUBING P/N LCP-625-100 (58961), 150 IN LG .....	1	EA
209	55	3872136	STRAP, GROUND, .....	1	EA
209	56	3867988-096	TUBING, NONMETALLIC, MAKE FROM TUBING P/N LCP-2000-50 (58961), 96 IN LG .....	1	EA

END OF FIGURE





---

**FIELD AND SUSTAINMENT MAINTENANCE  
FIRE SUPPRESSION SYSTEM (M1240)**

---

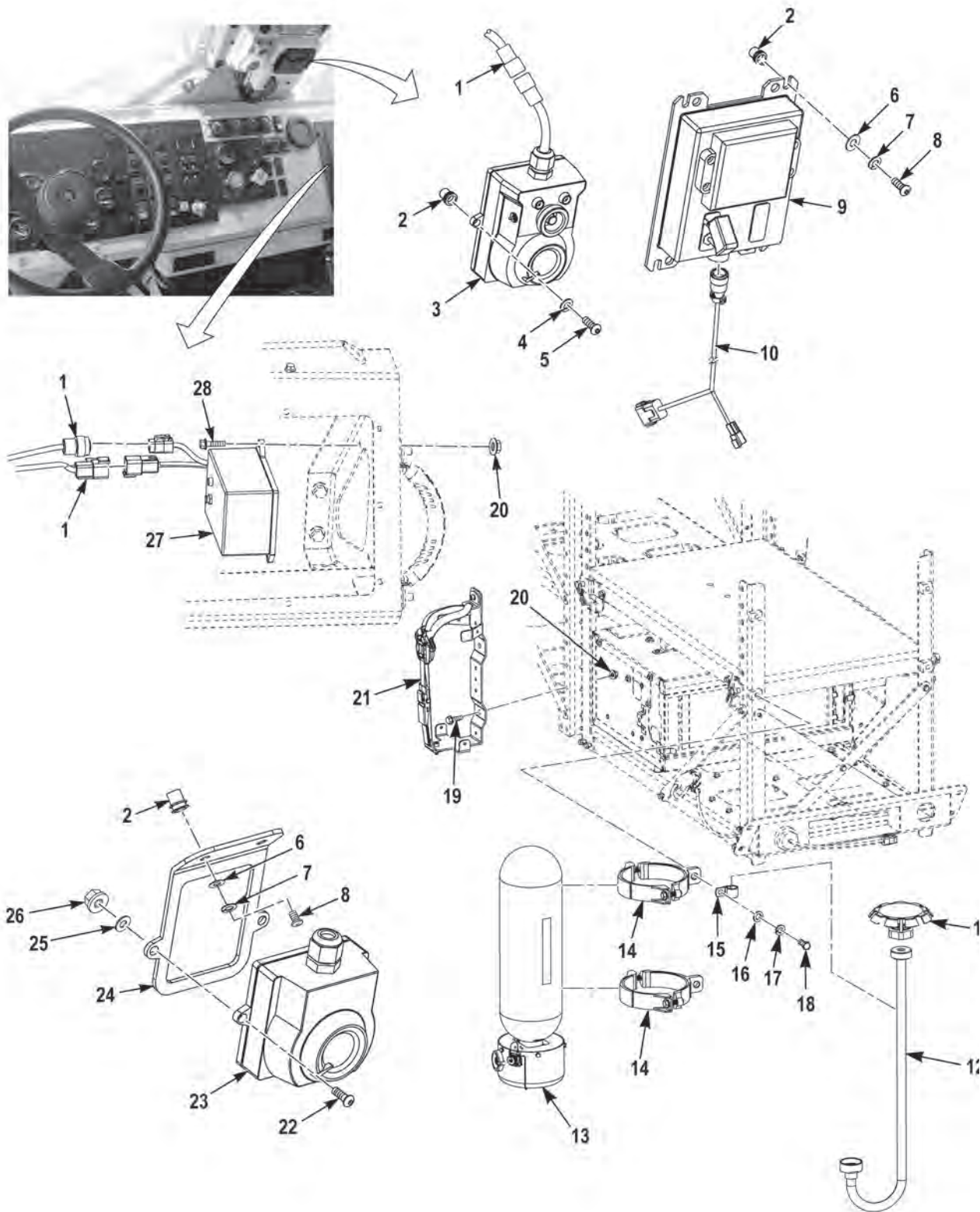


FIGURE 210 - FIRE SUPPRESSION SYSTEM (M1240) (SHEET 1 OF 5)

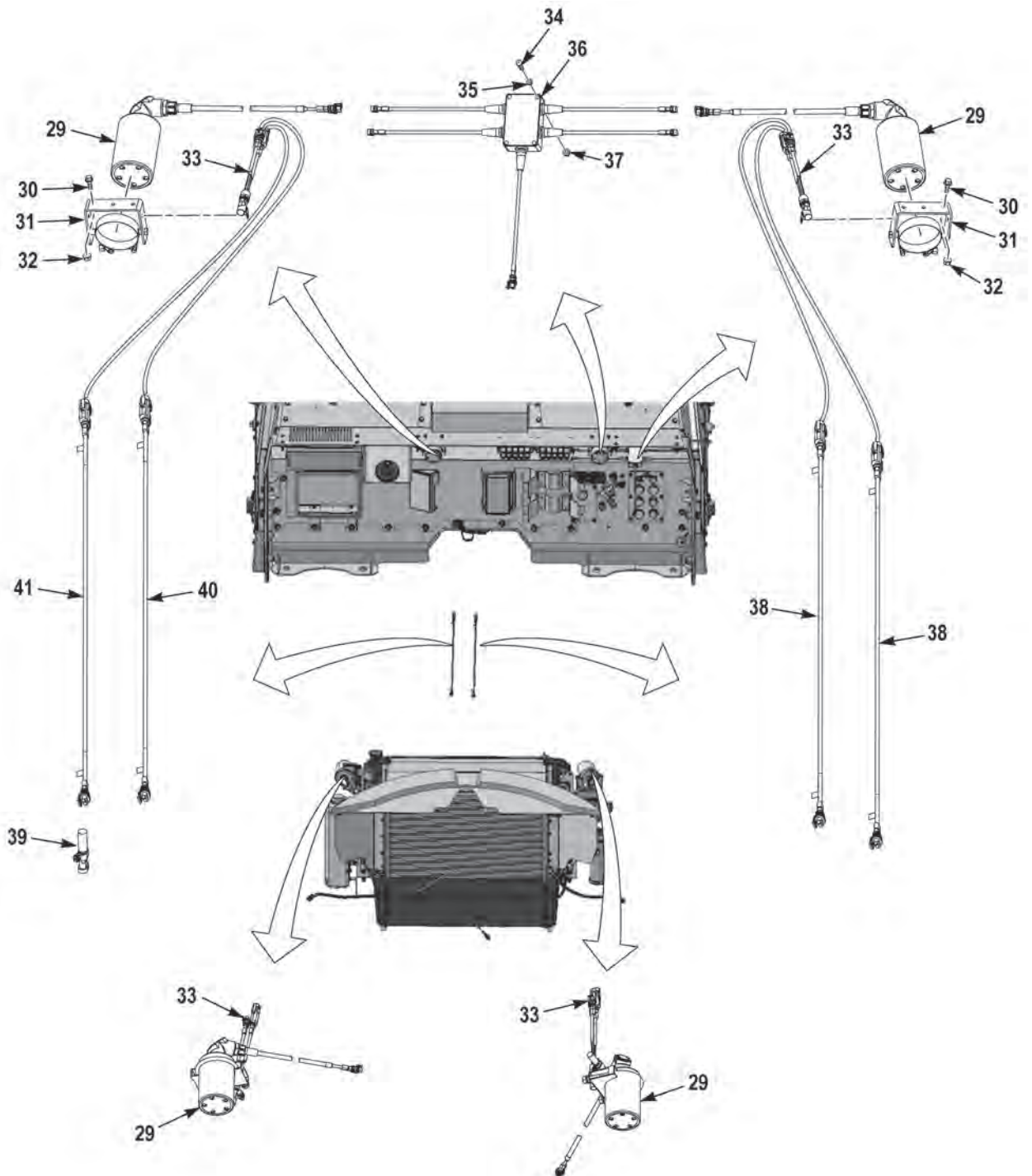


FIGURE 210 - FIRE SUPPRESSION SYSTEM (M1240) (SHEET 2 OF 5)



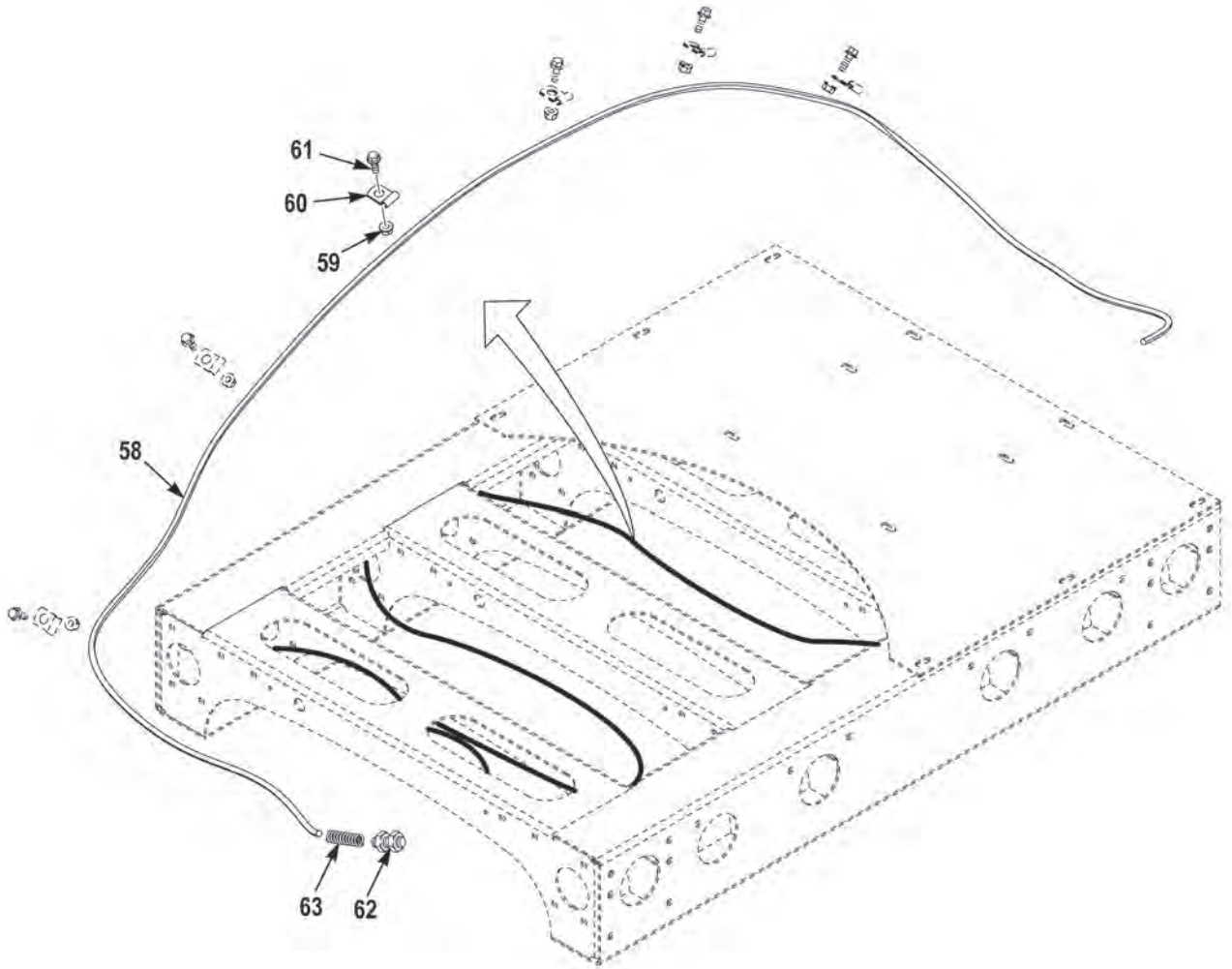


FIGURE 210 - FIRE SUPPRESSION SYSTEM (M1240) (SHEET 4 OF 5)



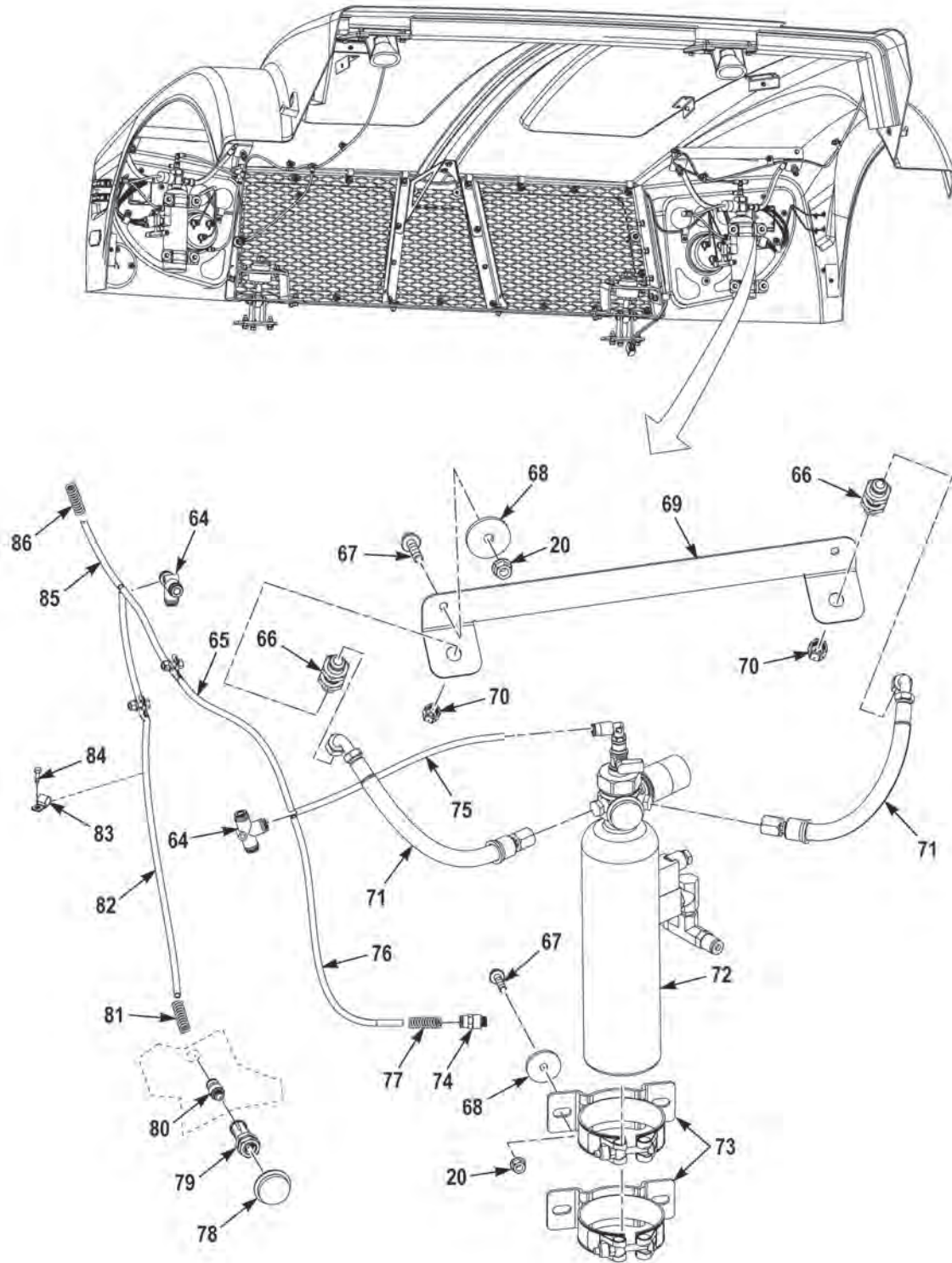


FIGURE 210 - FIRE SUPPRESSION SYSTEM (M1240) (SHEET 5 OF 5)

(1) FIG.	(2) ITEM	(3) PART NO.	(4) DESCRIPTION	(5) QTY.	(6) U/M
			GROUP 7639 FIXED FIRE FIGHTING EQUIPMENT FIG. 210 FIRE SUPPRESSION SYSTEM (M1240)		
210	1	3823697	WIRE HARNESS, AFES, CREW, M-ATV . . . . .	1	EA
210	2	2025970	INSERT, THREADED, 1/4 - 20 . . . . .	8	EA
210	3	3824643	AFES, OPTICAL CNTRLR . . . . .	1	EA
210	4	371AX	WASH, LOCK, SPLIT #10 X .33 X .05 . . . . .	6	EA
210	5	59030AX	SCREW, PAN, #10 - 24 X .50 . . . . .	2	EA
210	6	703HX	WASH, FLAT .25 X .62 X .06 . . . . .	6	EA
210	7	353AX	WASHER, LOCK, 1/4 . . . . .	6	EA
210	8	114359A	SCREW, PAN, .25 - 20 X .50 . . . . .	6	EA
210	9	3828336	ELECTRIC PANEL 2-ZONE AMEREX . . . . .	1	EA
210	10	3823699	WIRE HARNESS, CAB, FIRE SUPPRESSION . . . . .	1	EA
210	11	3824648	DEFELCTOR, CREW FIRE EXTINGUISHER . . . . .	1	EA
210	12	3837034	TUBE, FIRE EXTINGUISHER . . . . .	1	EA
210	13	3824646	AFES, CREW FIRE EXTINGUISHER, 4.3KG . . . . .	1	EA
210	14	3824647	BRACKET, CLAMP, FIRE EXTINGUISHER, 4.3KG . . . . .	2	EA
210	15	2521HX	CLIP, CUSHION .62 ID . . . . .	1	EA
210	16	317BX	WASH, FLAT .44 X .92 X .07 . . . . .	2	EA
210	17	352AX	WASH, LOCK, SPLIT .44 X .78 X .11 . . . . .	2	EA
210	18	3394275	SCREW, CAP, 1/2 - 13 X 3/4 . . . . .	4	EA
210	19	1606140	SCREW, FLANGE, HEX .25 - 20 X .75 . . . . .	6	EA
210	20	1600460	NUT, SELF-LOCKING, CLINCH, .25 - 20 . . . . .	12	EA
210	21	3837996	BRACKET, FIRE EXTINGUISHER . . . . .	1	EA
210	22	59031AX	SCREW, PAN, #10-24 X .75 . . . . .	6	EA
210	23	3824644	AFES, OPTICAL SENSOR . . . . .	1	EA
210	24	3824645	BRACKET, AFES OPTICAL SENSOR . . . . .	1	EA
210	25	1379HX	WASH, FLAT #10 X .50 X .05 . . . . .	6	EA
210	26	64050AX	NUT, HEX, LOCK #10-24 . . . . .	2	EA
210	27	3824641	AFES, BAT, BACK-UP MDL . . . . .	1	EA
210	28	1754140	SCREW, FLANGE, HEX .25 - 20 X 1.00 . . . . .	2	EA
210	29	3824651	ARLS GEN, STX 100E . . . . .	4	EA
210	30	3268673	SCREW, CAP, HEX HEAD, 1/4 - 20 X 3/4 . . . . .	4	EA
210	31	3824652	BRACKET, ARSL GEN STX 100E . . . . .	2	EA
210	32	3266307	NUT, SELF-LOCKING, HEXAGON, 1/4 - 20 . . . . .	16	EA
210	33	3833872	SENSOR, SPT, 450 DEG . . . . .	4	EA
210	34	3834961	SCREW, PAN, #6 - 32 X 2 . . . . .	2	EA
210	35	3659369001	WASH, FLAT #6 X .375 X .065 . . . . .	4	EA
210	36	3829247	JUNCTION, 4 WAY, AFES ACTUATION . . . . .	1	EA
210	37	3433599	NUT, SELF-LOCKING, HEXAGON, #6 - 32 . . . . .	2	EA
210	38	3829243	WIRE ASSEMBLY, AFES, 3FT DETECTION . . . . .	2	EA



(1) FIG.	(2) ITEM	(3) PART NO.	(4) DESCRIPTION	(5) QTY.	(6) U/M
210	39	3829583	EOL, DETECTION CIRC, AFES . . . . .	1	EA
210	40	3829245	WIRE ASSEMBLY, AFES, 10FT ACTUATION . . . . .	2	EA
210	41	3829244	WIRE ASSEMBLY, AFES, 10FT DETECTION . . . . .	2	EA
210	42	3833578	CENTRAL PANEL, AFES, TIRE & WHEEL, FTA . . . . .	1	EA
210	43	3834550	WIRE HARNESS, CAB, AFES JUMPER . . . . .	1	EA
210	44	3138632	WASH, FLAT .75 X 1.27 X .134. . . . .	16	EA
210	45	3833521	TUBE RAIL, AFES DISTRIBUTOR, ASSEMBLY . . . . .	4	EA
210	46	3833525	. FITTING, BH90 8JIC - 8JIC MM ST . . . . .	2	EA
210	47	3833522	. TUBE ASSEMBLY, HYD .50 X .049 JIC - 8SS . . . . .	2	EA
210	48	3833524	. FITTING, T 8JIC - 8JIC - 8JIC MMM ST . . . . .	1	EA
210	49	3266475	NUT, JAM .75 - 10 . . . . .	8	EA
210	50	3833720	FITTING, NOZZLE .50 NPT FOG PATT F BR. . . . .	4	EA
210	51	3834824	NOZZLE, MEDIUM CAP . . . . .	4	EA
210	52	3833579	HOSE ASSEMBLY #8 CR 18.5 . . . . .	4	EA
210	53	3447252	FITTING, 90 8JIC - 8JIC MF ST SWL NUT . . . . .	2	EA
210	54	3830660	FIRE EXTINGUISHER, 5LB BW,FTA . . . . .	1	EA
210	55	3586202	FITTING, ST 8NPT - 8JIC MF ST . . . . .	8	EA
210	56	3300FX	CLAMP, MUFFLER . . . . .	2	EA
210	57	3831184	BRACKET, FIRE EXTINGUISHER MOUNTING . . . . .	1	EA
210	58	3834903-080	TUBE, DETECTION, AFES 4 - 6. . . . .	2	EA
210	58	3266307	NUT, SELF-LOCKING, HEXAGON, 1/4 - 20 . . . . .	22	EA
210	60	3420427	CLIP, CUSHION .25 . . . . .	22	EA
210	61	3268673	SCREW, FLANGE, HEX .25 - 20 X .75 . . . . .	22	EA
210	62	3625667	FITTING, BHST 4PTC - 4PTC FF PL . . . . .	4	EA
210	63	3834914-78	SPRING, COIL, PROTECTIVE, 6-7MM. . . . .	2	EA
210	64	3536413	FITTING, T 4PTC - 4PTC - 4PTC FFF PL . . . . .	2	EA
210	65	3834903-008	TUBE, DETECTION, AFES 4-6. . . . .	1	EA
210	66	3833779	FITTING, BHST 6JIC - 4NPT MM ST . . . . .	4	EA
210	67	3266312	SCREW, FLANGE, HEX .25 - 20 X 1.00. . . . .	12	EA
210	68	3826891	WASH, FLAT .25 X 1.25 X .12. . . . .	12	EA
210	69	3831553	BRACKET, INNER FENDER NOZZLE . . . . .	2	EA
210	70	3833718	FITTING, NOZZLE 4NPT FOG PATT F BR. . . . .	4	EA
210	71	3833951	HOSE ASSEMBLY #6 CR 10 9001 . . . . .	4	EA
210	72	3833687	FIRE EXTINGUISHER, AUTO 2.5LB BW PNM FTA . . . . .	2	EA
210	73	3833686	BRACKET, CLAMP, 3IN, 73-76 . . . . .	4	EA
210	74	3782464	ADAPTER, END OF LINE . . . . .	1	EA
210	75	3834903-012	TUBE, DETECTION, AFES 4-6. . . . .	1	EA
210	76	3834903-022	TUBE, DETECTION, AFES 4-6. . . . .	1	EA
210	77	3834914-020	SPRING, COIL, PROTECTIVE, 6-7MM. . . . .	1	EA
210	78	3782474	GAUGE, DRY CHEM M10 X 1 195 PSI . . . . .	1	EA

(1) FIG.	(2) ITEM	(3) PART NO.	(4) DESCRIPTION	(5) QTY.	(6) U/M
210	79	7737GX	FITTING, ST 6JIC-4NPT MM ST. ....	4	EA
210	80	3782462	FITTING, ST 4PTC-6ORG FM BR SPL ....	2	EA
210	81	3834914-018	SPRING, COIL, PROTECTIVE, 6-7MM ....	1	EA
210	82	3834903-020	TUBE, DETECTION, AFES 4-6 ....	1	EA
210	83	3420427	CLIP, CUSHION .25 ST VY. ....	9	EA
210	84	3268673	SCREW, FLANGE, HEX .25-20 X .75. ....	9	EA
210	85	3834903-160	TUBE, DETECTION, AFES 4-6 ....	1	EA
210	86	3834914-155	SPRING, COIL, PROTECTIVE, 6-7MM ....	1	EA
210	NI	3834903-060	TUBE, DETECTION, AFES 4-6. ....	2	EA
210	NI	3834903-170	TUBE, DETECTION, AFES 4-6. ....	2	EA
210	NI	3536408	FITTING, ST 4PTC - 4PTC FF PL. ....	1	EA
210	NI	3835056	WIRE HARNESS, AFES, TIRE, HOOD ....	1	EA
210	NI	3835058	WIRE HARNESS, CAB, AFES, FUEL & TIRE ....	1	EA
210	NI	3659369001	WASH, FLAT #6 X .375 X .065. ....	4	EA
210	NI	316BX1	SCREW, CAP, HEX .44 - 14 X 1.00 ....	2	EA
210	NI	3823698	WIRE HARNESS, CHASSIS, FIRE SUPPRESSION. ....	1	EA
210	NI	3835791	SAPCER .28 X 1.25 X .38 AL. ....	4	EA
210	NI	1764650	SCREW, FLANGE, HEX .25 - 20 X 1.25. ....	4	EA
210	NI	3837228	GROMMET, ROUND, .25 X .44 X .12. ....	1	EA
210	NI	2291HX	CLAMP, LOOP ....	1	EA

END OF FIGURE



---

**FIELD AND SUSTAINMENT MAINTENANCE  
FIRE SUPPRESSION CAPSULE (M1240A1)**

---

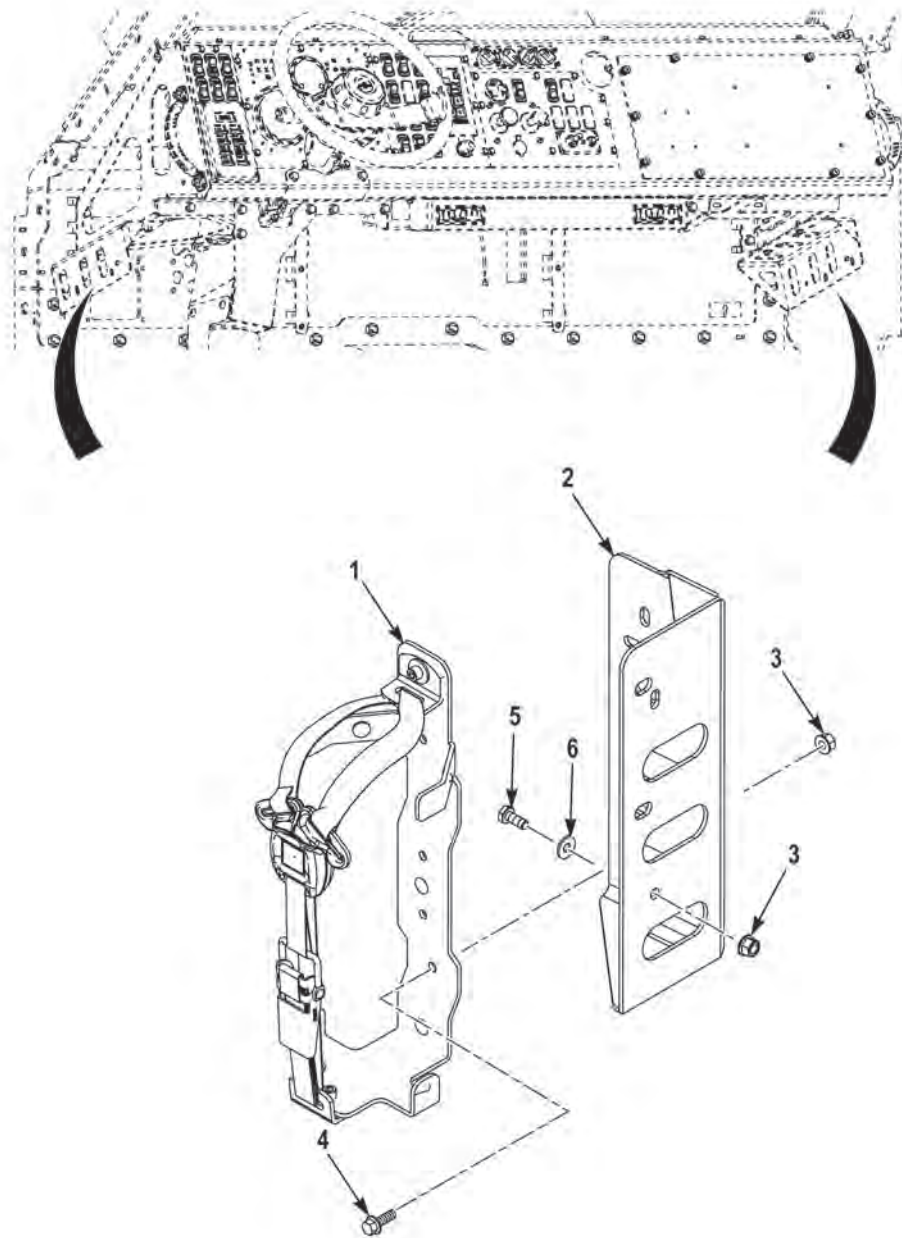


FIGURE 211 - FIRE SUPPRESSION CAPSULE (M1240A1) (SHEET 1 OF 5)

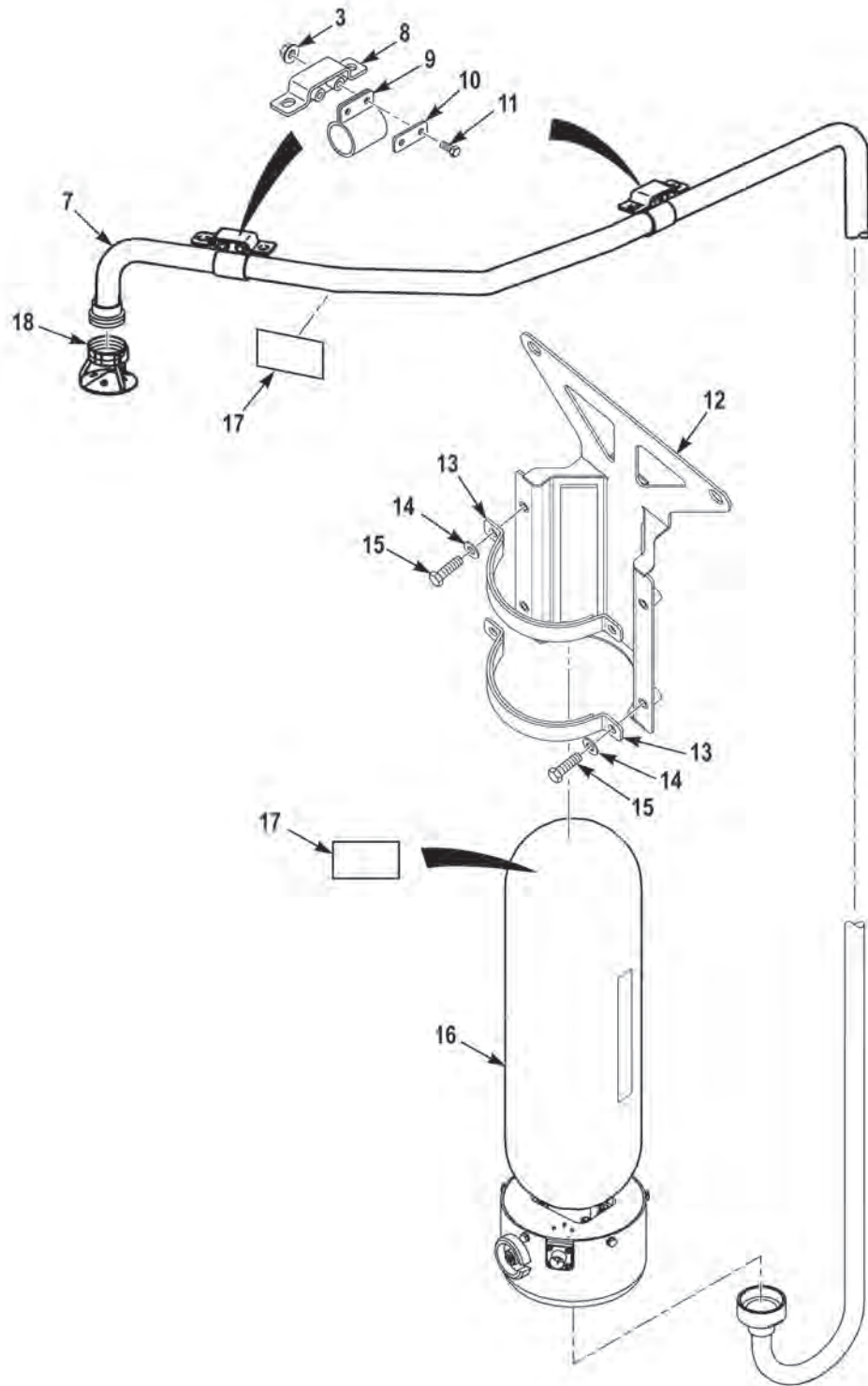


FIGURE 211 - FIRE SUPPRESSION CAPSULE (M1240A1) (SHEET 2 OF 5)

- 20 — 21 THROUGH 25
- 21 — 22 THROUGH 24

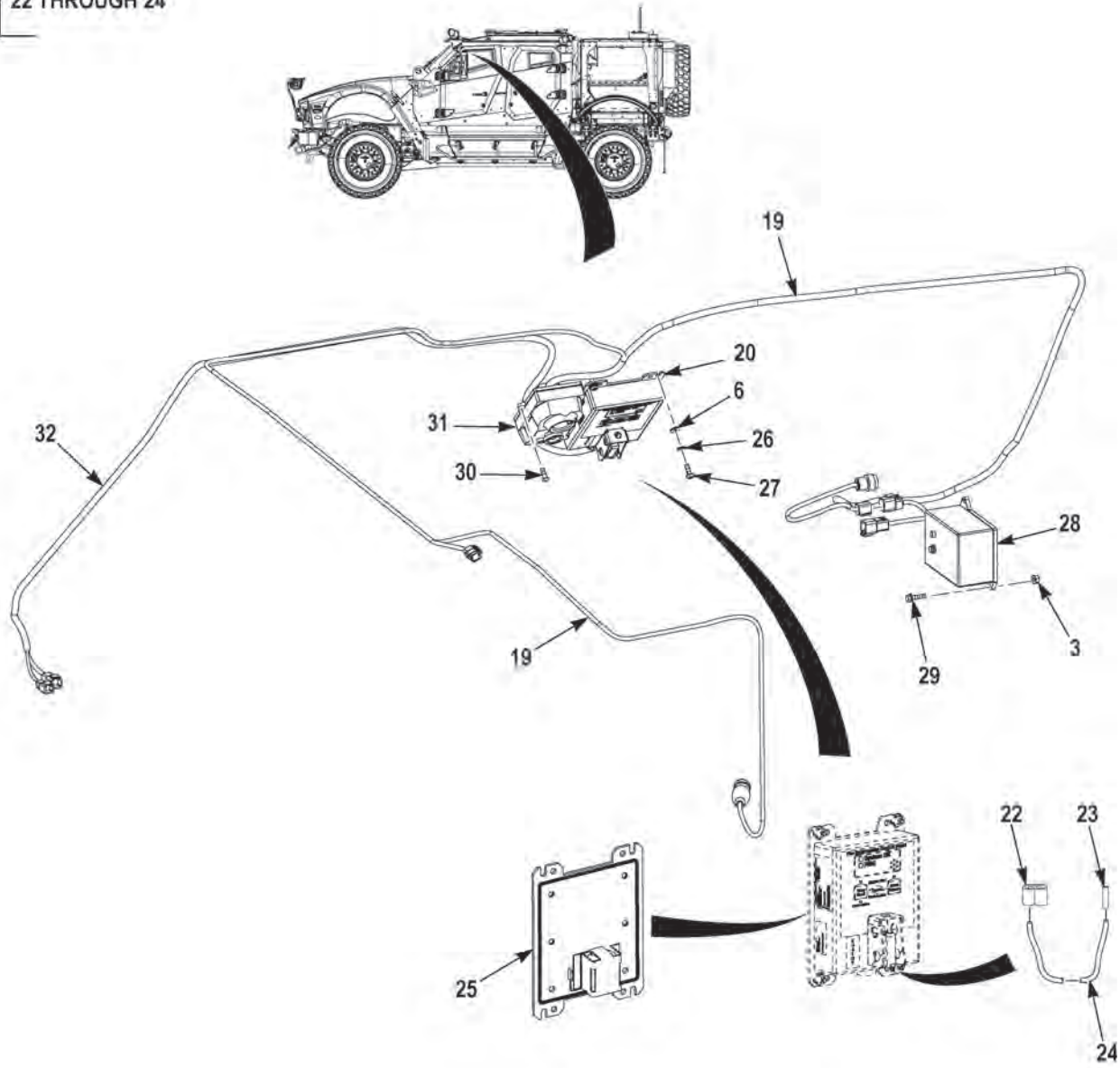


FIGURE 211 - FIRE SUPPRESSION CAPSULE (M1240A1) (SHEET 3 OF 5)



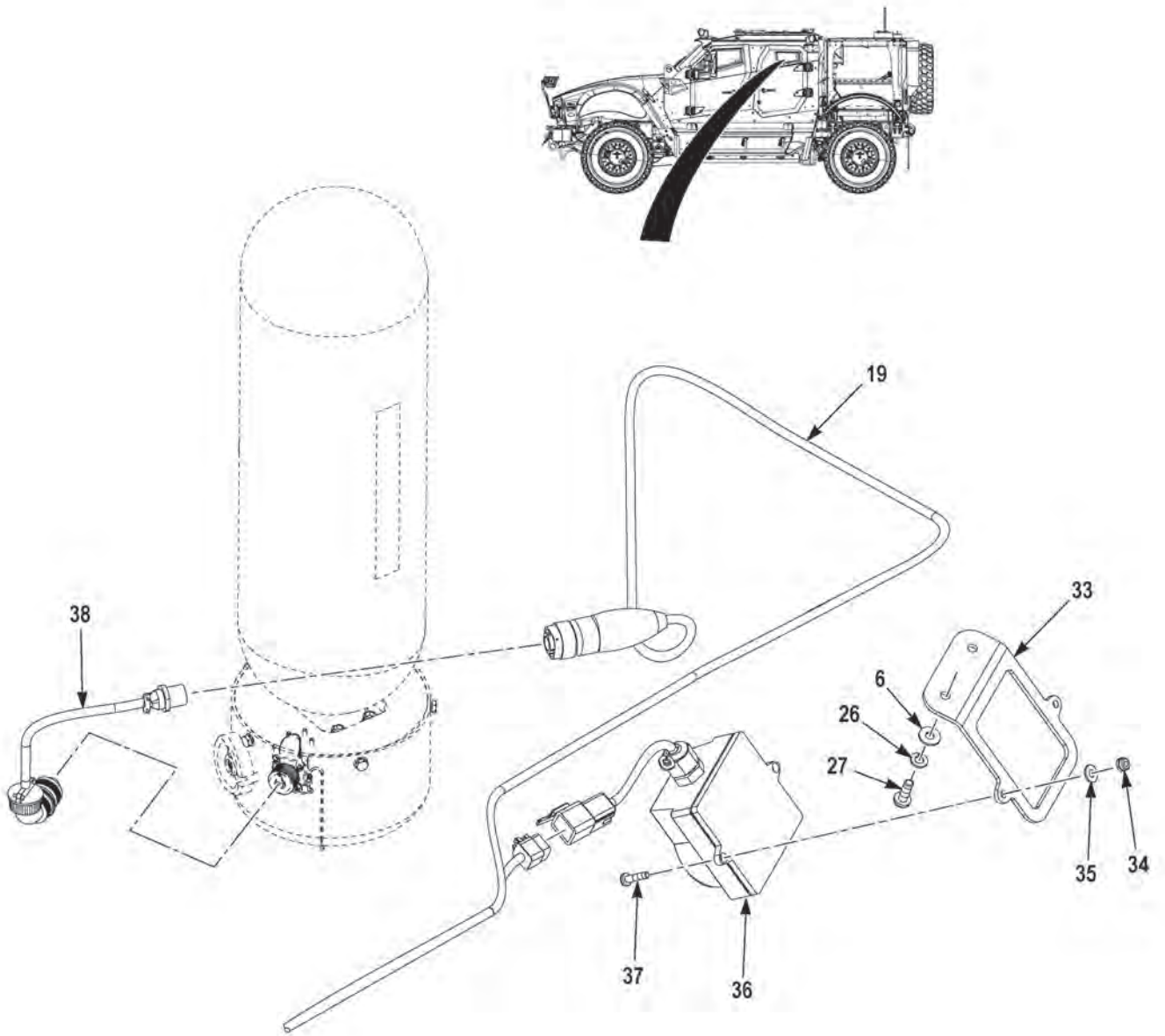


FIGURE 211 - FIRE SUPPRESSION CAPSULE (M1240A1) (SHEET 4 OF 5)

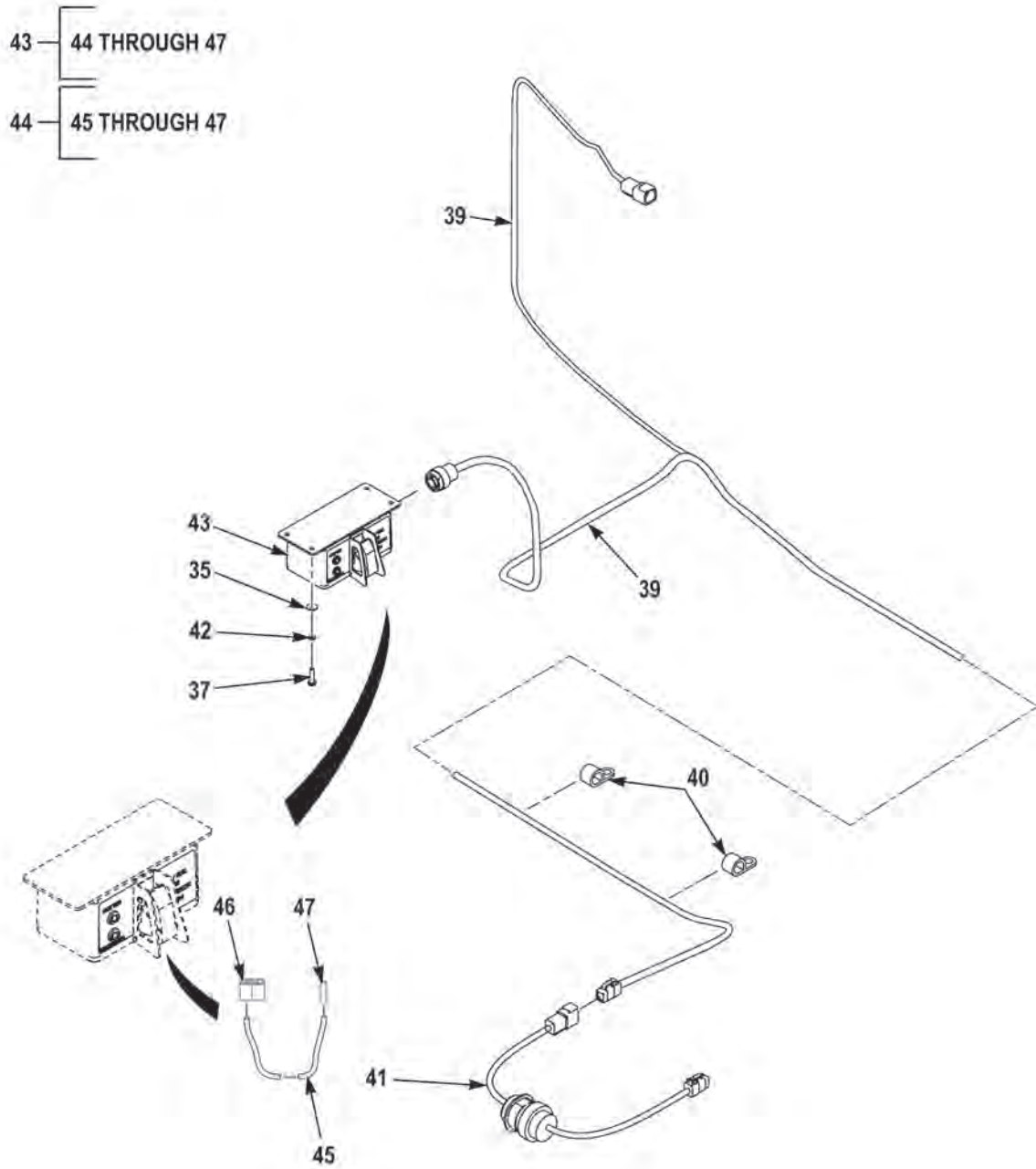


FIGURE 211 - FIRE SUPPRESSION CAPSULE (M1240A1) (SHEET 5 OF 5)

(1) FIG.	(2) ITEM	(3) PART NO.	(4) DESCRIPTION	(5) QTY.	(6) U/M
GROUP 7639 FIXED FIRE FIGHTING EQUIPMENT					
FIG. 211 FIRE SUPPRESSION CAPSULE (M1240A1)					
211	1	F104417	BRACKET,FIRE, . . . . .	2	EA
211	2	3894148	BRACKET,MOUNTING, . . . . .	2	EA
211	3	0192408	NUT,SELF-LOCKING,.25-20 G5 ZY . . . . .	14	EA
211	4	110961	SCREW,CAP,HEX HEAD,.25-20 X .75 G5 ZY . . . . .	4	EA
211	5	B1821BH025C075N	SCREW,CAP,HEX HEAD,.25-20X.62 G5 ZY . . . . .	4	EA
211	6	96054	WASHER,FLAT,.25 X .62 X .06 ZY . . . . .	14	EA
211	7	3865580	TUBE ASSEMBLY, . . . . .	1	EA
211	8	3867810	BRACKET, . . . . .	2	EA
211	9	3867820	BRACKET ASSEMBLY, . . . . .	2	EA
211	10	3867814	PLATE,CLAMP, . . . . .	2	EA
211	11	B1821BH025C113N	SCREW,CAP,HEX HEAD,1/4-20 X 1 1/4 . . . . .	4	EA
211	12	3864892	BRACKET,FIRE, . . . . .	1	EA
211	13	3864903	STRAP,BRACKET, . . . . .	2	EA
211	14	96056	WASHER,FLAT,.38 X .81 X .07 ZY . . . . .	4	EA
211	15	95107	SCREW,CAP,HEX HEAD,.38-16X1.25 G5 ZY . . . . .	4	EA
211	16	21500-01	EXTINGUISHER,FIRE,CREW R3S5,6.6LB . . . . .	1	EA
211	17	3886327	GASKET,MAKE FROM P/N SJ5816 (76381), 2.25X1.5 . . . . .	2	EA
211	18	20205-01	DEFLECTOR, . . . . .	1	EA
211	19	19241	WIRING HARNESS, . . . . .	1	EA
211	20	18440	CONTROL UNIT,FIRE, . . . . .	1	EA
211	21	820940	. CABLE,BREAK WIRE,.25 LB/FT PU. . . . .	1	EA
211	22	820940-XA2	.. CRIMP,PRIMARY, . . . . .	1	EA
211	23	820940-XA3	.. CRIMP,SECONDARY, . . . . .	1	EA
211	24	820940-XA1	.. WIRE, . . . . .	1	EA
211	25	19682	. PARTS KIT,BATTERY . . . . .	1	EA
211	26	MS35338-44	WASHER,LOCK,.25 X .49 X .06 ZY . . . . .	6	EA
211	27	MS35206-281	SCREW,MACHINE,.25-20X.75 NS ZC. . . . .	6	EA
211	28	18238	ELECTRONIC MODULE,BATTERY BACKUP,AFES . . . . .	1	EA
211	29	110960	SCREW,CAP,HEX HEAD,.25-20 X 1.00 G5 ZY . . . . .	2	EA
211	30	24051	SCREW,CAP,SCKT HEAD,.25-20X.75 NS BO. . . . .	2	EA
211	31	18237	SENSOR,OPAQUE,PARTICLE,AFES . . . . .	1	EA
211	32	19262	WIRING HARNESS,BRANCHED,FIRE SUPPRESSION . . . . .	1	EA
211	33	3824645	BRACKET,MOUNTING,OPTICAL SENSOR,AFES . . . . .	1	EA
211	34	AN365-1024A	NUT,SELF-LOCKING,#10-24 G2 ZY. . . . .	2	EA
211	35	1379HX	WASHER,FLAT,#10 . . . . .	6	EA
211	36	18236	SENSOR,OPAQUE,PARTICLE,AFES . . . . .	1	EA

(1) FIG.	(2) ITEM	(3) PART NO.	(4) DESCRIPTION	(5) QTY.	(6) U/M
211	37	MS51957-65	SCREW,MACHINE,#10-24 X .75 NS ZC .....	6	EA
211	38	20816	CABLE ASSY,SP,ELECT.....	1	EA
211	39	821710	CABLE ASSEMBLY,SPECIAL PURPOSE, ELECTRICAL, BRANCHED .....	1	EA
211	40	TA720-S8	CLAMP,LOOP,.50 ID .....	2	EA
211	41	3834550	WIRING HARNESS.....	1	EA
211	42	2434	WASHER,LOCK,#10X.33X.05 ZY.....	4	EA
211	43	821715	CENTRAL PANEL .....	1	EA
211	44	820940	. CABLE,BREAK WIRE,25 LB/FT PU .....	1	EA
211	45	820940-XA1	.. WIRE .....	1	EA
211	46	820940-XA2	.. CRIMP,PRIMARY .....	1	EA
211	47	820940-XA3	.. CRIMP,SECONDARY.....	1	EA

END OF FIGURE

---

**FIELD AND SUSTAINMENT MAINTENANCE  
FIRE SUPPRESSION CAPSULE (M1245)**

---

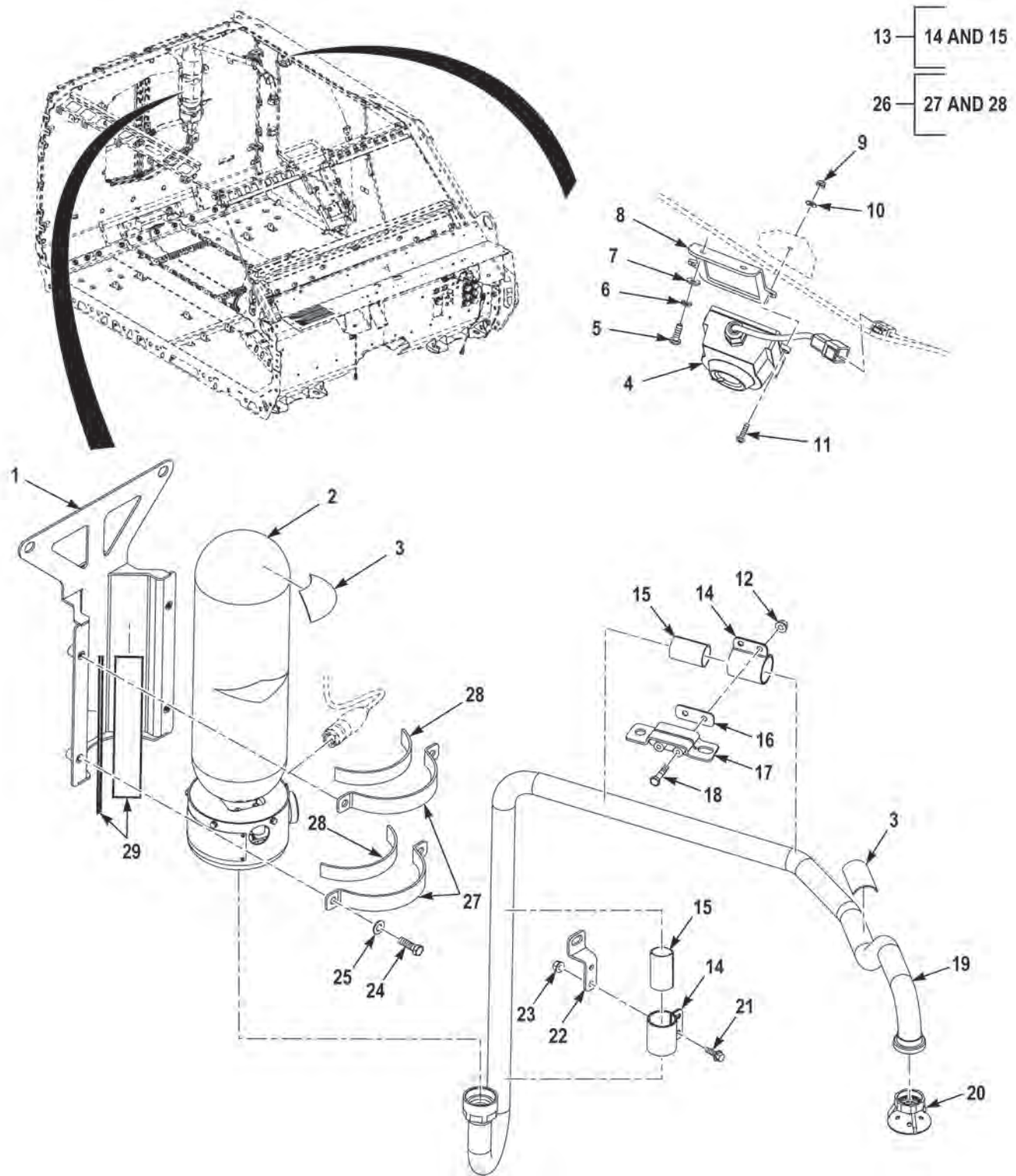


FIGURE 212 - FIRE SUPPRESSION CAPSULE (M1245) (SHEET 1 OF 3)



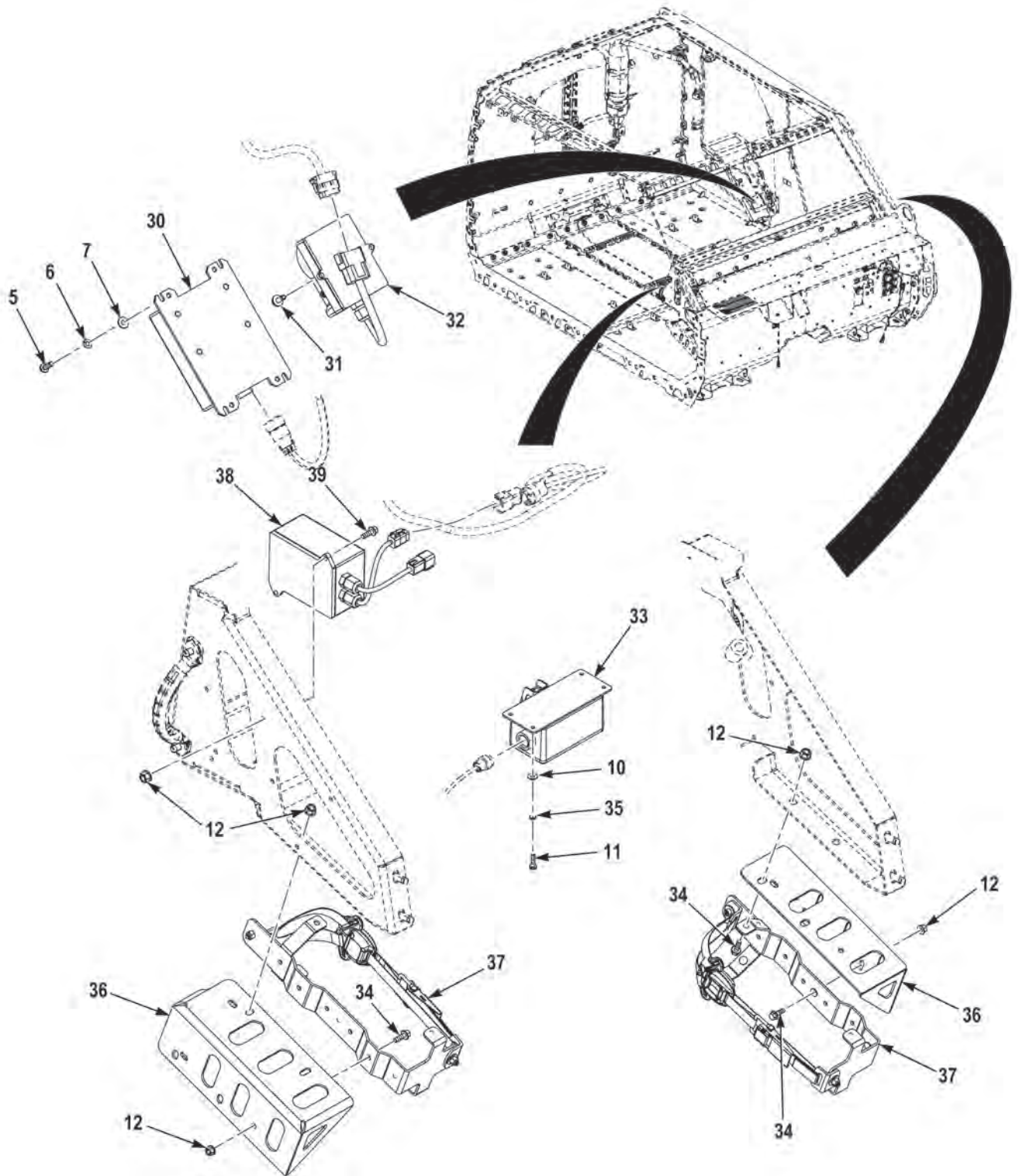


FIGURE 212 - FIRE SUPPRESSION CAPSULE (M1245) (SHEET 2 OF 3)



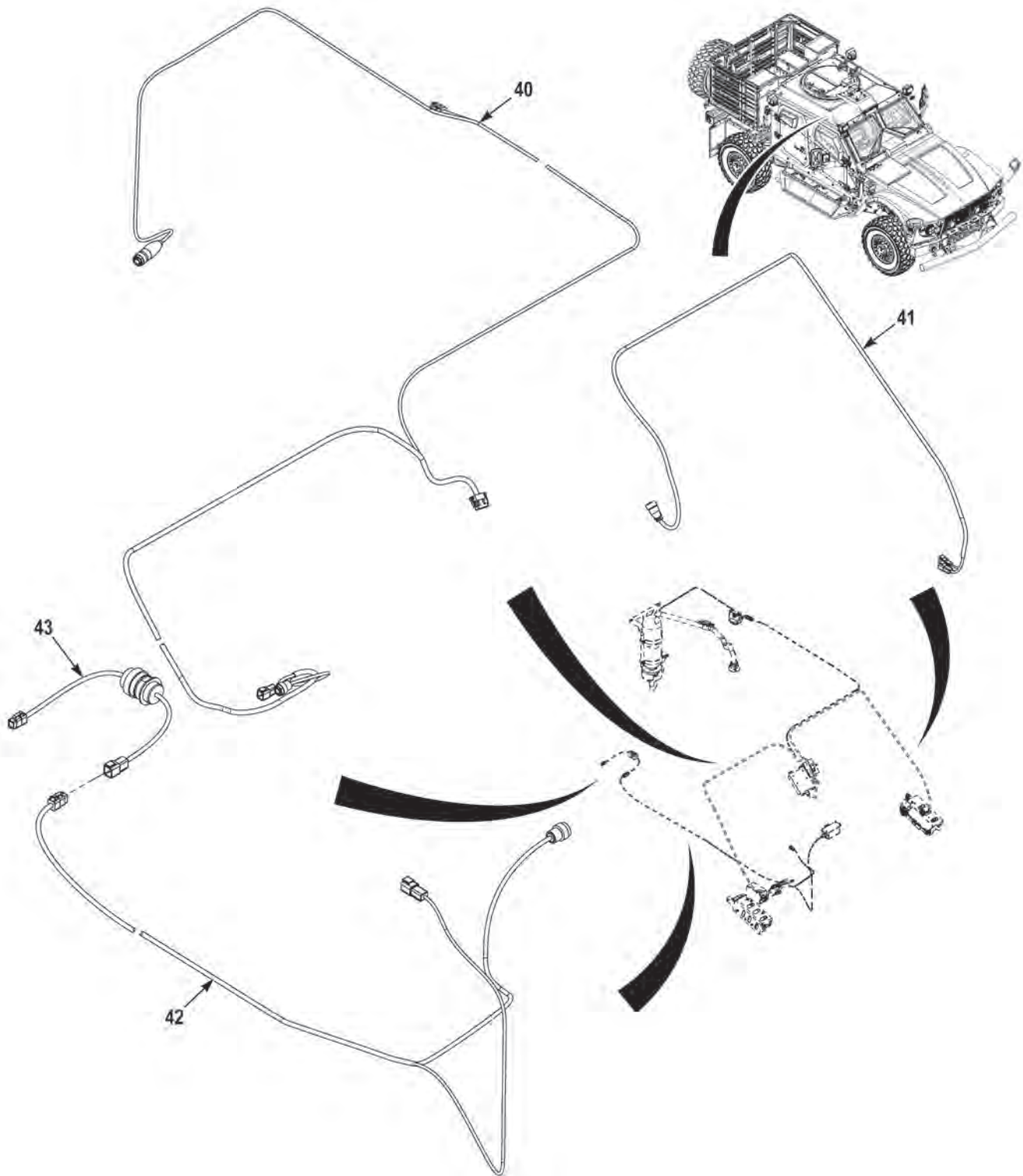


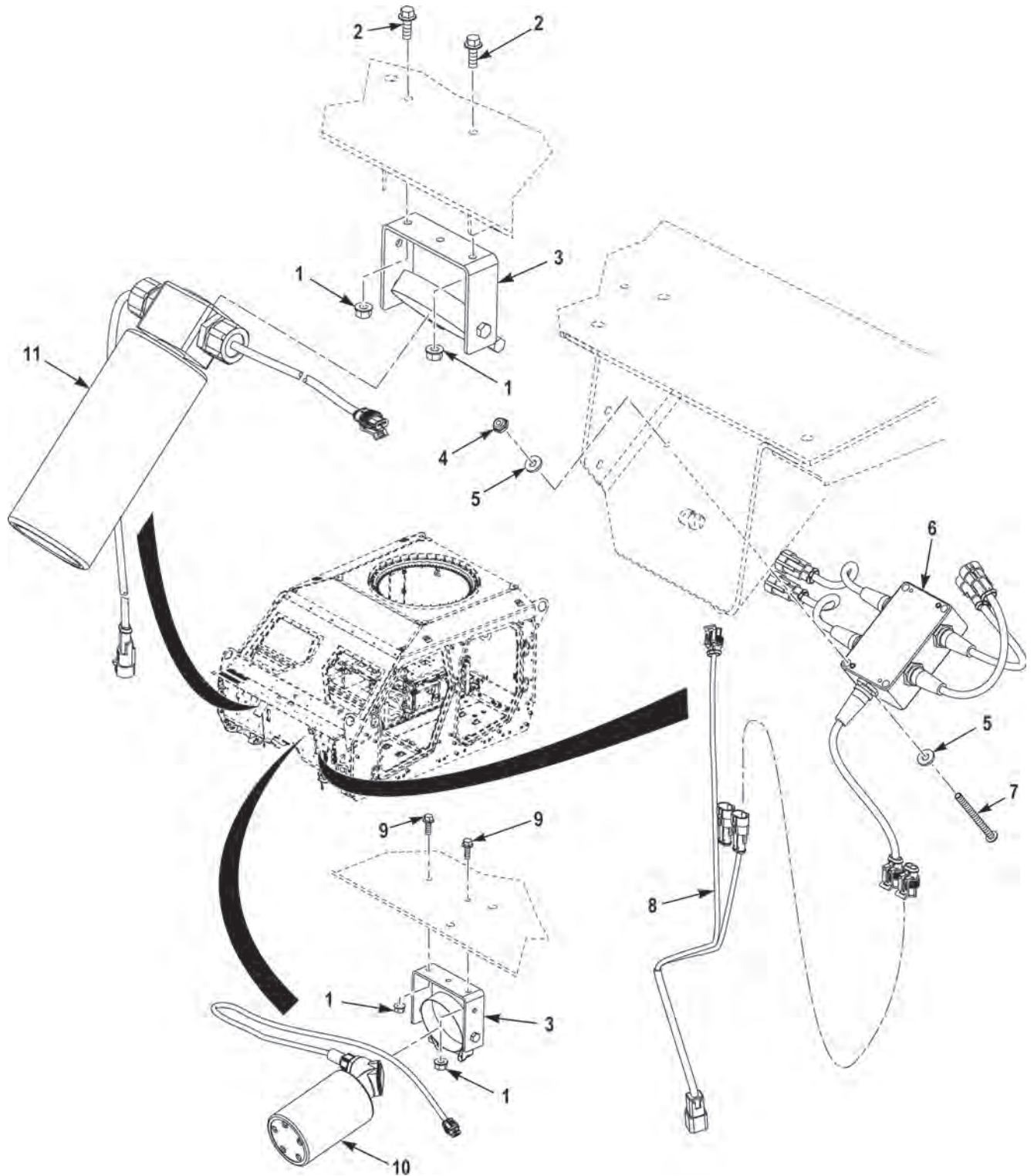
FIGURE 212 - FIRE SUPPRESSION CAPSULE (M1245) (SHEET 3 OF 3)

(1) FIG.	(2) ITEM	(3) PART NO.	(4) DESCRIPTION	(5) QTY.	(6) U/M
			GROUP 7639 FIXED FIRE FIGHTING EQUIPMENT FIG. 212 FIRE SUPPRESSION CAPSULE (M1245)		
212	1	3866296	BRKT,AFES,FEXT,CREW. ....	1	EA
212	2	20202-01	EXTINGUISHER,FIRE .....	1	EA
212	3	3886327	GASKET,MAKE FROM P/N SJ5816 (76381), 2.25X1.5 .....	2	EA
212	4	18236	SENSOR,OPAQUE .....	1	EA
212	5	MS35206-281	SCREW,MACHINE,.25-20X.75 NS ZC .....	6	EA
212	6	MS35338-44	WASHER,LOCK,.25 X .49 X .06 ZY HDN .....	6	EA
212	7	MS27183-10	WASHER,FLAT,.25 X .62 X .06 ZY .....	6	EA
212	8	3824645	BRACKET,MOUNTING .....	1	EA
212	9	AN365-1024A	NUT,SELF-LOCKING,#10-24 G2 ZY .....	2	EA
212	10	1379HX	WASHER,FLAT,#10X.50X.05 ZC .....	6	EA
212	11	MS51957-65	SCREW,MACHINE,#10-24X.75 N .....	6	EA
212	12	0192408	NUT,SELF-LOCKING,.25-20 G5 ZY .....	12	EA
212	13	3867820	BRACKET ASSEMBLY .....	3	EA
212	14	3867813	. CLIP .....	2	EA
212	15	3867819	. GASKET,MAKE FROM P/N SJ5816 (76381), 4X1.75 .....	2	EA
212	16	3867814	PLATE,CLAMP .....	2	EA
212	17	3867810	BRACKET .....	1	EA
212	18	95007	SCREW,CAP,HEX HEAD,.25-20 X 1.25 G5 ZY .....	2	EA
212	19	3905063	TUBE ASSY,AFES .....	1	EA
212	20	20205-01	DEFLECTOR .....	1	EA
212	21	3268673	SCREW,CAP,HEX HEAD,.25-20X.75 G8 DA .....	2	EA
212	22	3905268	BRKT,STDF 1.88X1.15 .....	1	EA
212	23	3266307	NUT,SELF-LOCKING,.25-20 G8 DA .....	2	EA
212	24	91507	SCREW,CAP,HEX HEAD,.38-16X1.25 G5 ZY .....	4	EA
212	25	96056	WASHER,FLAT,.38 X .81 X .07 ZY .....	4	EA
212	26	3864903	STRAP,BRACKET .....	2	EA
212	27	3864891	. BRACKET,MOUNTING .....	1	EA
212	28	3864951	. GASKET .....	1	EA
212	29	3864950	GASKET .....	2	EA
212	30	18440	CONTROL UNIT,FIRE .....	1	EA
212	31	24051	SCREW,CAP,SCKT HEAD,.25-20 X .75 NS BO .....	6	EA
212	32	18237	SENSOR,OPAQUE .....	1	EA
212	33	821715	CENTRAL PANEL .....	1	EA
212	34	110961	SCREW,CAP,HEX HEAD,.25-20X.75 G5 ZY .....	8	EA
212	35	2434	WASHER,LOCK,#10X.33X.05 ZY .....	4	EA
212	36	3894148	BRACKET,MOUNTING .....	2	EA

(1) FIG.	(2) ITEM	(3) PART NO.	(4) DESCRIPTION	(5) QTY.	(6) U/M
212	37	F104417	BRACKET,FIRE.....	2	EA
212	38	18238	ELECTRONIC MODULE.....	1	EA
212	39	0110960	SCREW,CAP,HEX HEAD,.25-20X1.00 G5 ZY .....	2	EA
212	40	19241	WIRING HARNESS.....	1	EA
212	41	19262	WIRING HARNESS.....	1	EA
212	42	821710	CABLE ASSEMBLY.....	1	EA
212	43	3834550	WIRING HARNESS.....	1	EA

END OF FIGURE

**FIELD AND SUSTAINMENT MAINTENANCE  
FIRE SUPPRESSION ENGINE COMPARTMENT (M1240A1) (SHEET 1 OF 2)**



**FIGURE 213 - FIRE SUPPRESSION ENGINE COMPARTMENT (M1240A1) (SHEET 1 OF 2)**

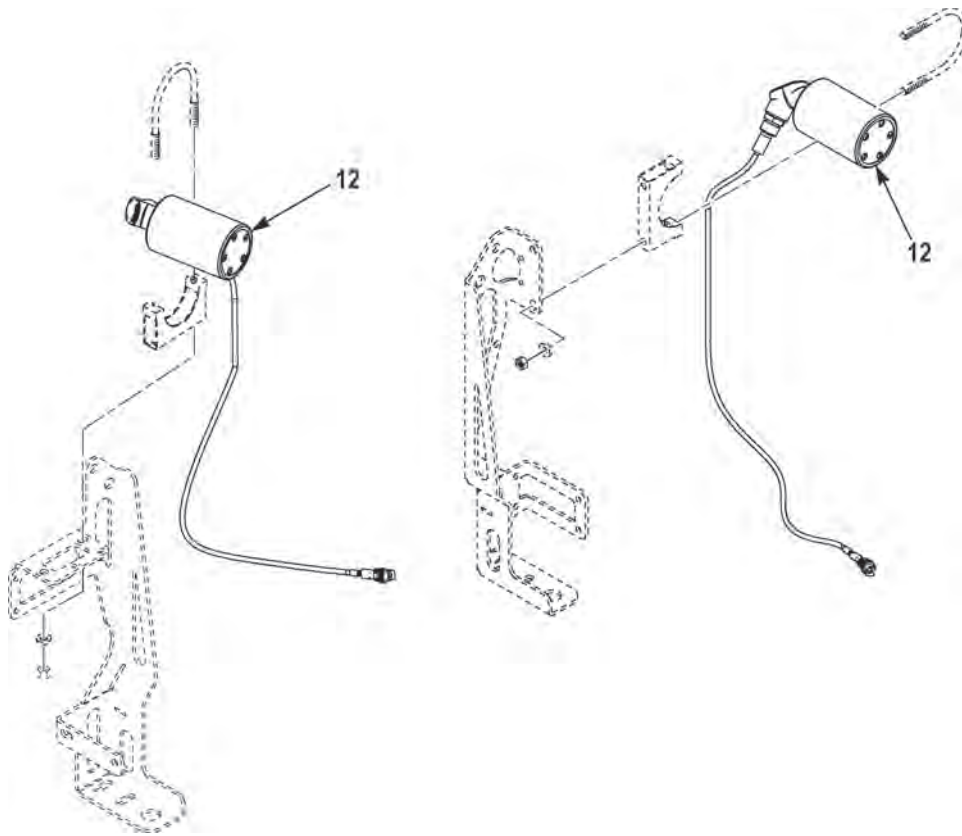


FIGURE 213 - FIRE SUPPRESSION ENGINE COMPARTMENT (M1240A1) (SHEET 2 OF 2)

(1) FIG.	(2) ITEM	(3) PART NO.	(4) DESCRIPTION	(5) QTY.	(6) U/M
			GROUP 7639 FIXED FIRE FIGHTING EQUIPMENT FIG. 213 FIRE SUPPRESSION ENGINE COMPARTMENT (M1240A1)		
213	1	0192408	NUT,SELF-LOCKING,.25-20 G5 ZY . . . . .	4	EA
213	2	0110960	SCREW,CAP,HEX HEAD,.25-20 X 1.00 G5 ZY . . . . .	2	EA
213	3	18184	BRACKET,MOUNTING, . . . . .	2	EA
213	4	70855	NUT,SELF-LOCKING,#6-32 NS SS . . . . .	2	EA
213	5	3659369001	WASHER,FLAT,#6 . . . . .	4	EA
213	6	14128	JUNCTION,ACTUATION, . . . . .	1	EA
213	7	28846	SCREW,MACHINE,6-32 X 2. . . . .	2	EA
213	8	19443	WIRING HARNESS,BRANCHED . . . . .	1	EA
213	9	110961	SCREW,CAP,HEX HEAD,.25-20 X .75 G5 ZY . . . . .	2	EA
213	10	18458	SENSING ELEMENT,FIRE DETECTOR SYSTEM. . .	1	EA
213	11	20293-01	ARLS GEN,STX 250 E,. . . . .	1	EA
213	12	18458	SENSING ELEMENT,FIRE DETECTOR SYSTEM. . .	2	EA

END OF FIGURE





---

**FIELD AND SUSTAINMENT MAINTENANCE  
FIRE SUPPRESSION ENGINE COMPARTMENT (M1245)**

---

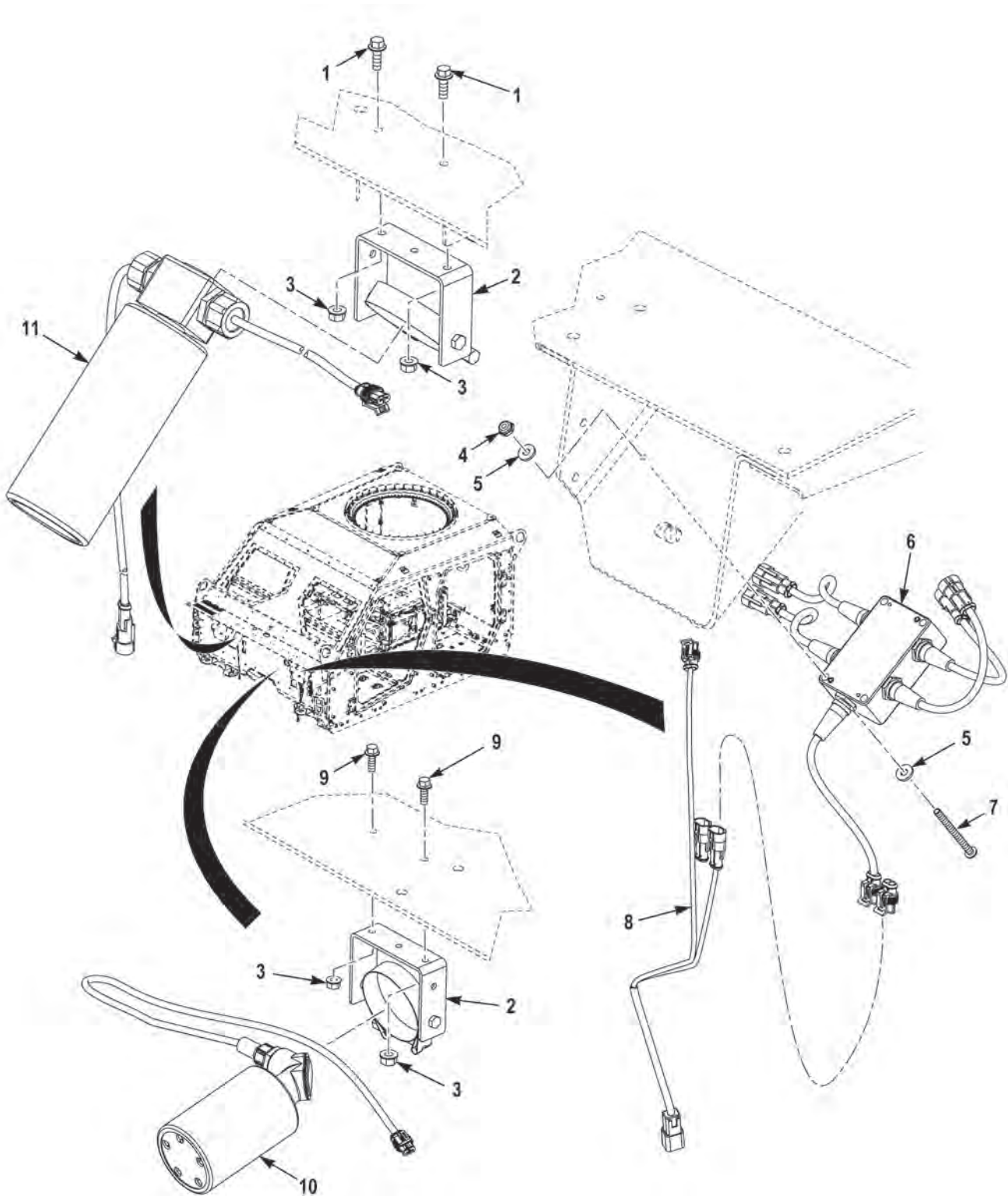


FIGURE 214 - FIRE SUPPRESSION ENGINE COMPARTMENT (M1245)

(1) FIG.	(2) ITEM	(3) PART NO.	(4) DESCRIPTION	(5) QTY.	(6) U/M
			GROUP 7639 FIXED FIRE FIGHTING EQUIPMENT FIG. 214 FIRE SUPPRESSION ENGINE COMPARTMENT (M1245)		
214	1	0110960	SCREW,CAP,HEX HEAD,.25-20X1.00 G5 ZY . . . . .	2	EA
214	2	18184	BRACKET,MOUNTING. . . . .	2	EA
214	3	0192408	NUT,SELF-LOCKING,.25-20 G5 ZY . . . . .	4	EA
214	4	70855	NUT,SELF-LOCKING,#6-32 NS SS . . . . .	2	EA
214	5	3659369001	WASHER,FLAT,#6X.375X.065 EG . . . . .	4	EA
214	6	14128	JUNCTION,ACTUATION . . . . .	1	EA
214	7	28846	SCREW,MACHINE,#6-32X2 NS ZP . . . . .	2	EA
214	8	19443	WIRING HARNESS . . . . .	1	EA
214	9	110961	SCREW,CAP,HEX HEAD.25-20X.75 G5 ZY. . . . .	2	EA
214	10	18458	SENSING ELEMENT . . . . .	1	EA
214	11	20293-01	ARLS GEN,STX 250 E . . . . .	1	EA

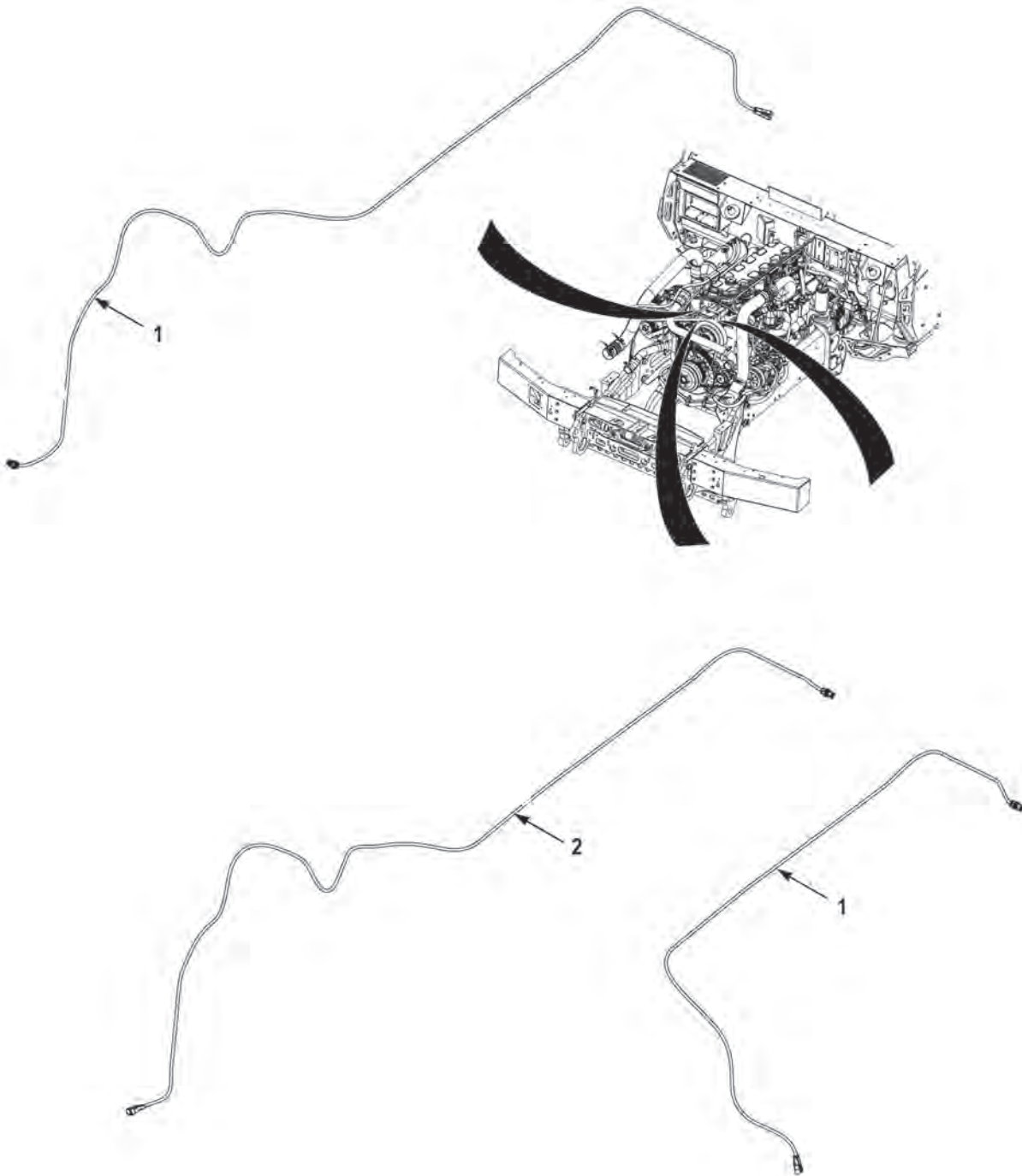
**END OF FIGURE**



---

**FIELD AND SUSTAINMENT MAINTENANCE  
FIRE SUPPRESSION FRONT WIRING (M1240A1)**

---



**FIGURE 215 - FIRE SUPPRESSION FRONT WIRING (M1240A1)**

---

(1) FIG.	(2) ITEM	(3) PART NO.	(4) DESCRIPTION	(5) QTY.	(6) U/M
			GROUP 7639 FIXED FIRE FIGHTING EQUIPMENT FIG. 215 FIRE SUPPRESSION FRONT WIRING (M1240A1)		
215	1	16472	WIRING HARNESS,10FT ACTUATION . . . . .	2	EA
215	2	16459	WIRING HARNESS,10FT DETECTION . . . . .	1	EA

**END OF FIGURE**

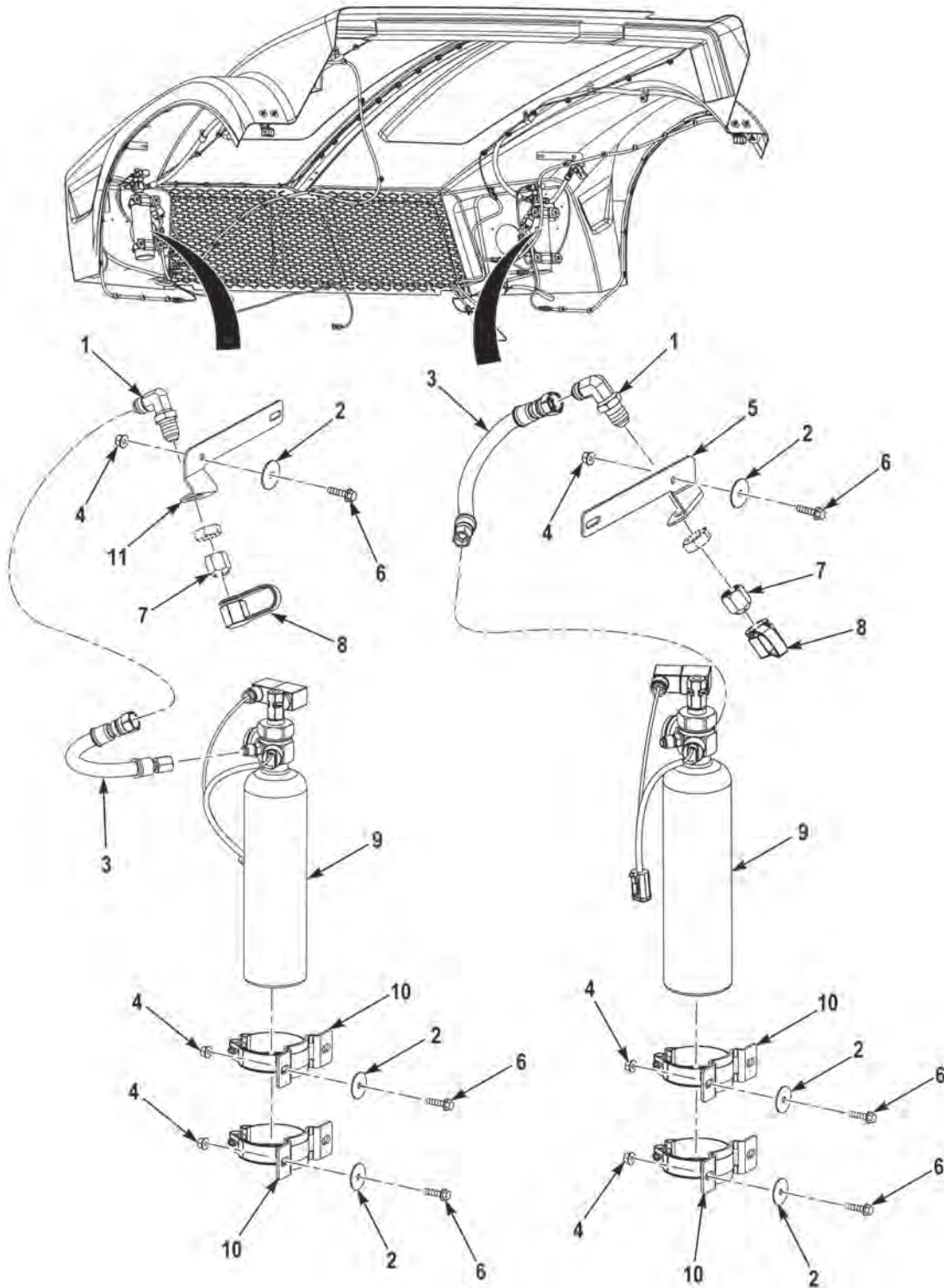




---

**FIELD AND SUSTAINMENT MAINTENANCE  
FIRE SUPPRESSION FRONT TIRE CYLINDER AND PIPING (M1240A1)**

---



**FIGURE 216 - FIRE SUPPRESSION FRONT TIRE CYLINDER AND PIPING (M1240A1)  
(SHEET 1 OF 3)**

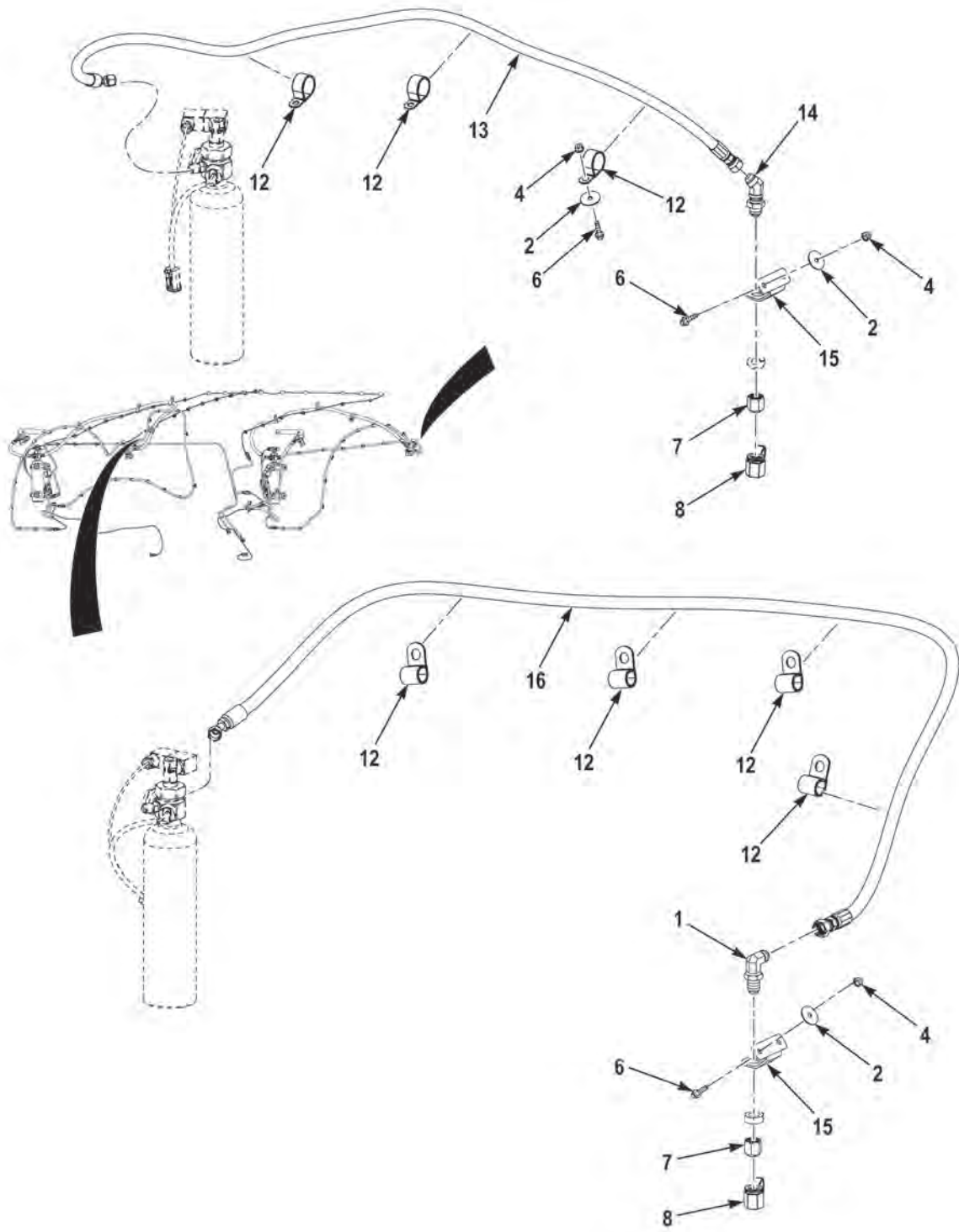
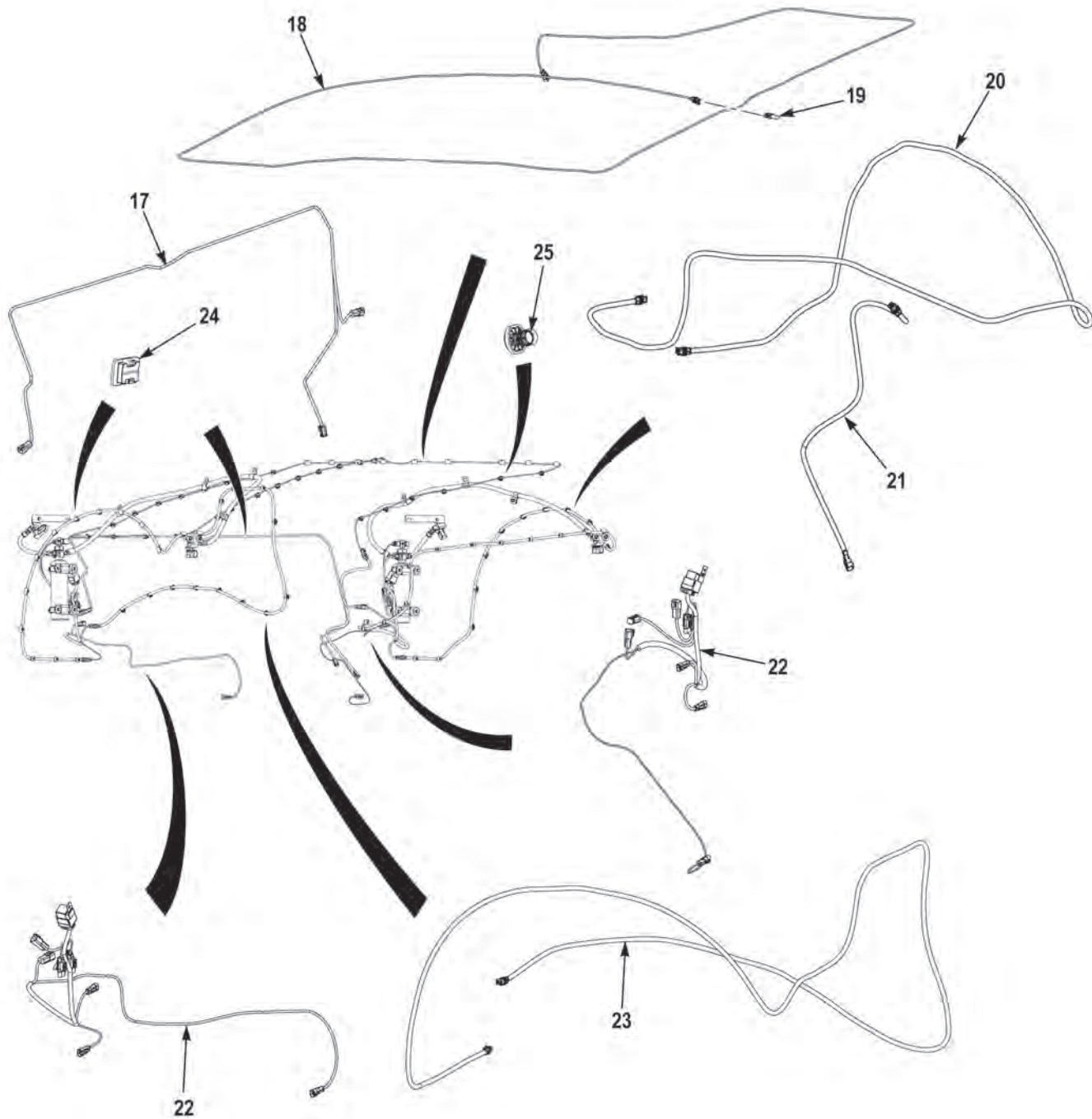


FIGURE 216 - FIRE SUPPRESSION FRONT TIRE CYLINDER AND PIPING (M1240A1)  
(SHEET 2 OF 3)



**FIGURE 216 - FIRE SUPPRESSION FRONT TIRE CYLINDER AND PIPING (M1240A1)  
(SHEET 3 OF 3)**

(1) FIG.	(2) ITEM	(3) PART NO.	(4) DESCRIPTION	(5) QTY.	(6) U/M
			GROUP 7639 FIXED FIRE FIGHTING EQUIPMENT		
			FIG. 216 FIRE SUPPRESSION FRONT TIRE		
			CYLINDER AND PIPING (M1240A1)		
216	1	MS51507A8	ELBOW,TUBE,W/WASHER . . . . .	3	EA
216	2	3271529	WASHER,FLAT,.27 X 1.25 X .06 DA. . . . .	15	EA
216	3	3899449	HOSE ASSY,#6 CR 10.8 AFES . . . . .	2	EA
216	4	3266307	NUT,SELF-LOCKING,.25-20 G8 DA . . . . .	15	EA
216	5	3898220	BRACKET, NOZZLE,RH . . . . .	1	EA
216	6	3266312	SCREW,CAP,HEX HEAD,.25-20X1.00 G8 DA . . . . .	15	EA
216	7	822675	FITTING,NOZZLE, . . . . .	4	EA
216	8	821750	CAP,DUST AND MOISTURE SEAL . . . . .	4	EA
216	9	913900	FEXT,1.7LB BW ELEC,. . . . .	2	EA
216	10	00445038	CLAMP,LOOP,. . . . .	4	EA
216	11	3898221	BRACKET,NOZZLE,LH. . . . .	1	EA
216	12	1785670	CLAMP,LOOP,.62ID . . . . .	7	EA
216	13	3899301	HOSE ASSY,#6 CR 64.25 AFES . . . . .	1	EA
216	14	AS1040-0808	ELBOW,TUBE,BH45 8JIC-8JIC MM ST . . . . .	1	EA
216	15	3898187	BRACKET,MOUNTING,AFES,NOZZLE . . . . .	2	EA
216	16	3899303	HOSE ASSY,#6 CR 75.0 AFES . . . . .	1	EA
216	17	20295-1	WIRE ASSY,356F 243.0 AFES. . . . .	1	EA
216	18	821700	WIRING HARNESS,AFES,TIRE,HOOD. . . . .	1	EA
216	19	14010	SENSOR,FIRE SUPPRES,AFES . . . . .	1	EA
216	20	3895606	WIRE HARNESS,280F 140.0 AFES. . . . .	1	EA
216	21	16457	WIRING HARNESS,AFES,3FT DETECTION. . . . .	1	EA
216	22	3893482	WIRE HARNESS,CHASSI,AFES ADAP FRONT . . . . .	2	EA
216	23	3892270	WIRE ASSY,280F 166.0 AFES. . . . .	1	EA
216	24	CB9120V5	BRACKET,MOUNTING, . . . . .	40	EA
216	25	132-00011	CABLE,TIE,BUTTONHEAD . . . . .	48	EA

END OF FIGURE

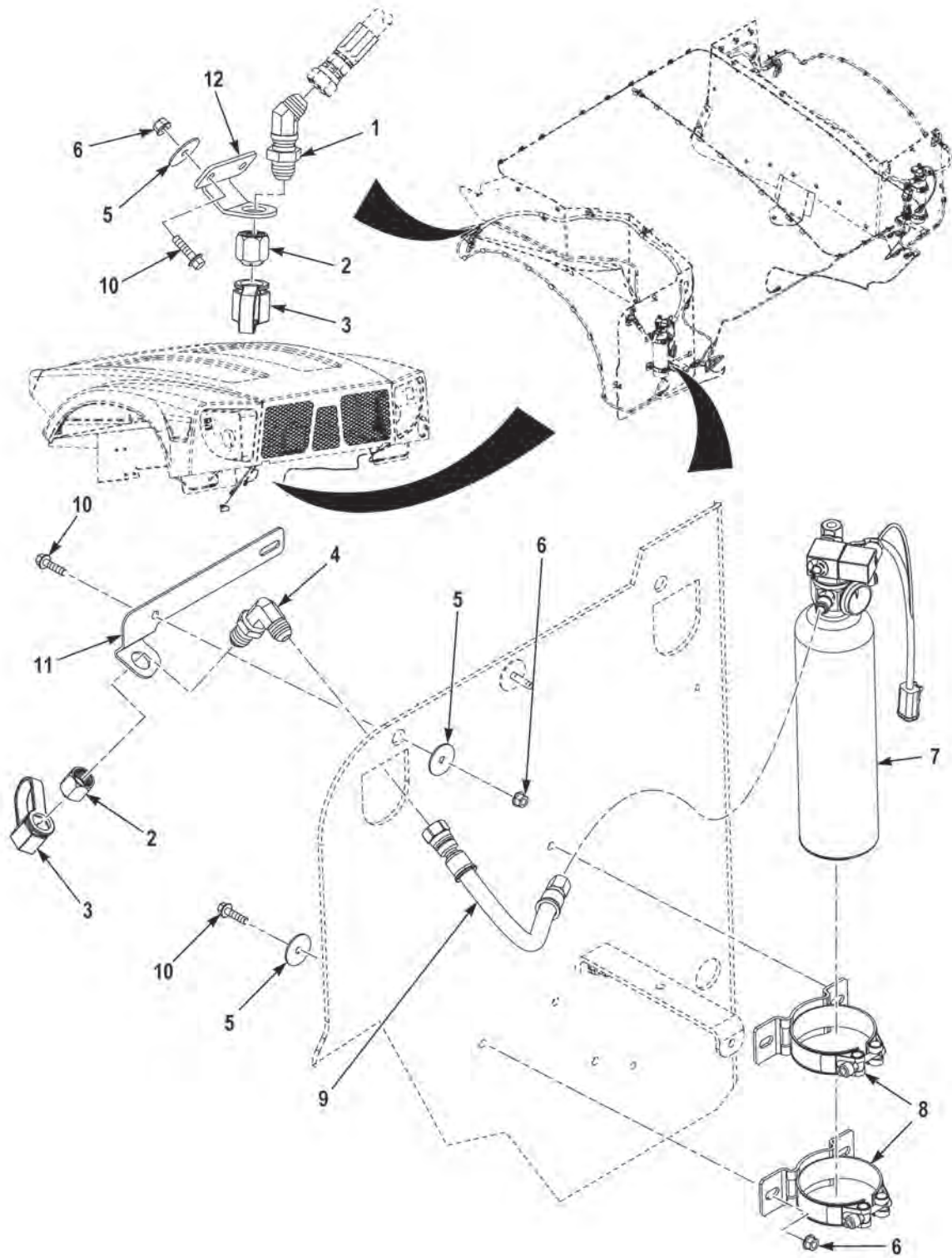




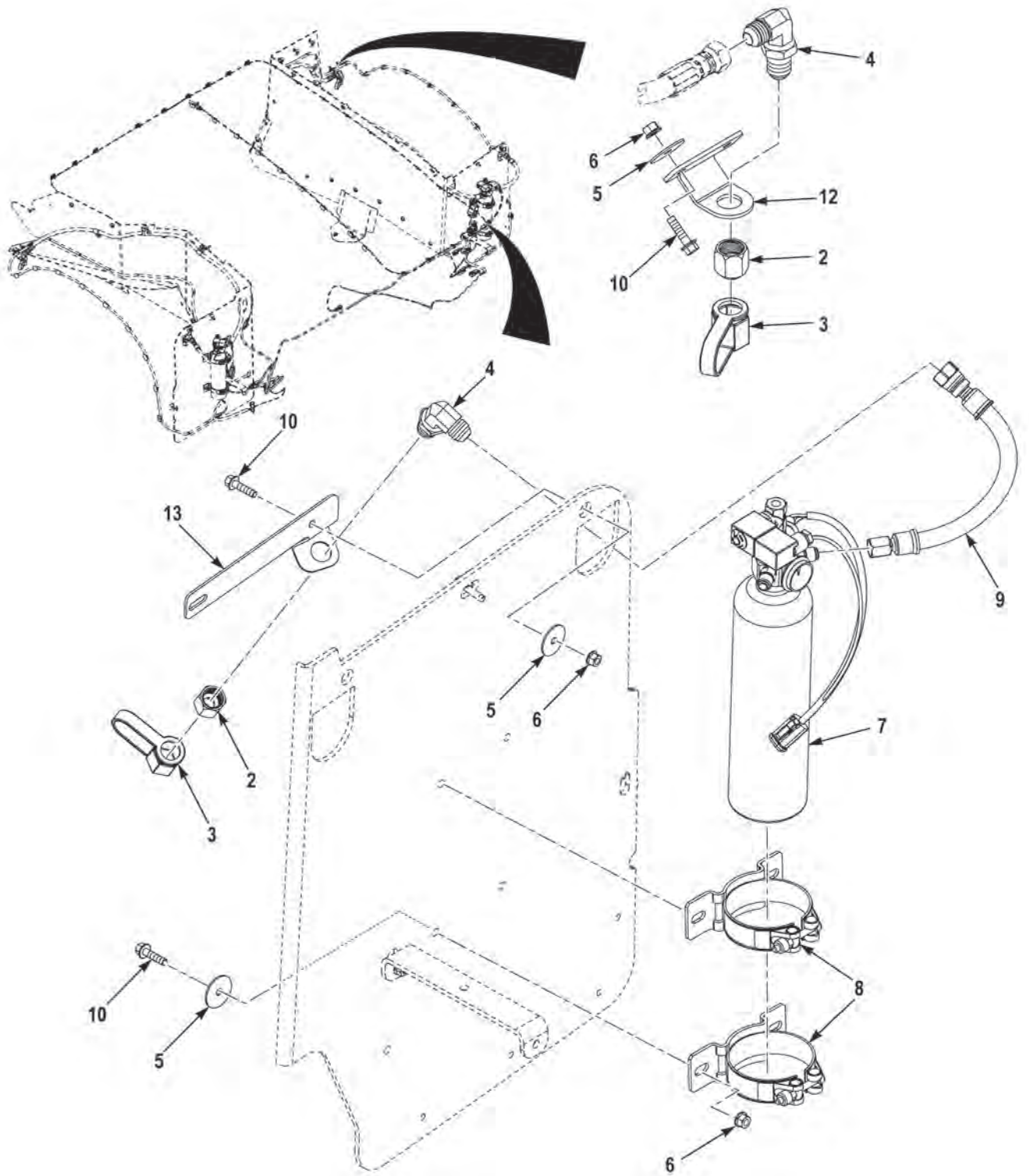
---

**FIELD AND SUSTAINMENT MAINTENANCE  
FIRE SUPPRESSION FRONT TIRE CYLINDER AND PIPING (M1245)**

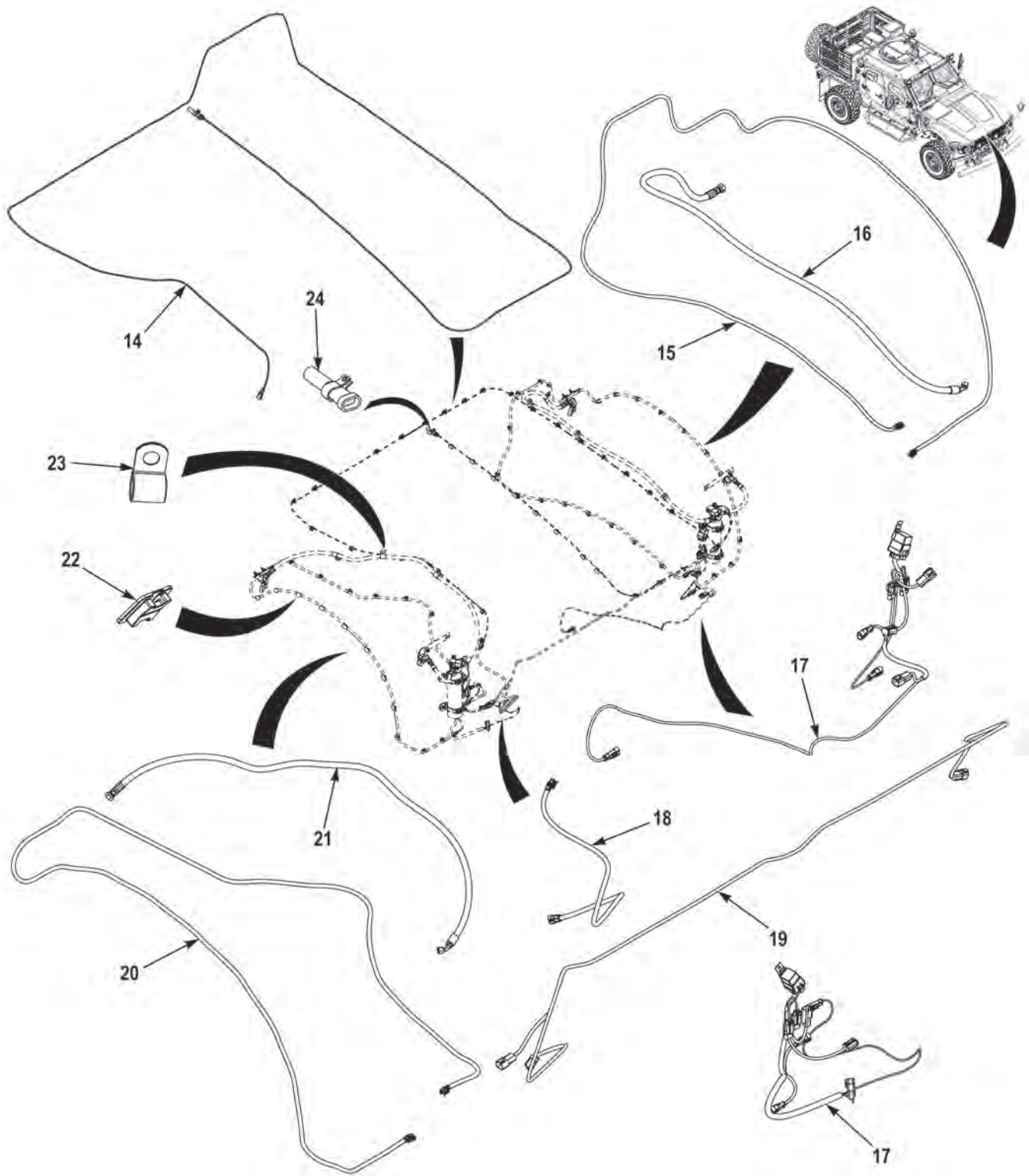
---



**FIGURE 217 - FIRE SUPPRESSION FRONT TIRE CYLINDER AND PIPING (M1245)  
(SHEET 1 OF 3)**



**FIGURE 217 - FIRE SUPPRESSION FRONT TIRE CYLINDER AND PIPING (M1245)  
(SHEET 2 OF 3)**



**FIGURE 217 - FIRE SUPPRESSION FRONT TIRE CYLINDER AND PIPING (M1245)  
(SHEET 3 OF 3)**

(1) FIG.	(2) ITEM	(3) PART NO.	(4) DESCRIPTION	(5) QTY.	(6) U/M
			GROUP 7639 FIXED FIRE FIGHTING EQUIPMENT		
			FIG. 217 FIRE SUPPRESSION FRONT TIRE		
			CYLINDER AND PIPING (M1245)		
217	1	AS1040-0808	ELBOW,TUBE,BH45 8JIC-8JIC MM ST . . . . .	1	EA
217	2	822675	FITTING,NOZZLE . . . . .	4	EA
217	3	821750	CAP. . . . .	4	EA
217	4	MS51507A8	ELBOW,TUBE,W/WASHER . . . . .	3	EA
217	5	3271529	WASHER,FLAT,.27X1.25X.06 DA. . . . .	15	EA
217	6	3266307	NUT,SELF-LOCKING,.25-20 G8 DA . . . . .	15	EA
217	7	913900	FEXT,1.7LB BW ELEC . . . . .	2	EA
217	8	00445038	CLAMP,LOOP,3IN,73-76. . . . .	4	EA
217	9	3899449	HOSE ASSY,#6 CR 10.8 AFES . . . . .	2	EA
217	10	3266312	SCREW,CAP,HEX HEAD,.25-20X1.00 G8 DA . . . . .	15	EA
217	11	3898220	BRACKET, NOZZLE,RH . . . . .	1	EA
217	12	3898187	BRACKET,MOUNTING,AFES,NOZZLE . . . . .	2	EA
217	13	3898221	BRACKET,NOZZLE,LH. . . . .	1	EA
217	14	3890085	WIRE ASSY,356F 243.0 AFES. . . . .	1	EA
217	15	3892270	WIRE ASSY,280F 166.0 AFES. . . . .	1	EA
217	16	3899303	HOSE ASSY,#6 CR 75.0 AFES . . . . .	1	EA
217	17	3893482	WIRE HARNESS,AFES ADAP FRONT . . . . .	2	EA
217	18	16457	WIRING HARNESS,AFES,3FT DETECTION. . . . .	1	EA
217	19	821700	WIRING HARNESS,AFES,TIRE,HOOD. . . . .	1	EA
217	20	3895606	WIRE HARNESS,280F 140.0 AFES. . . . .	1	EA
217	21	3899301	HOSE ASSY,#6 CR 64.25 AFES . . . . .	1	EA
217	22	CB9120V5	BRACKET,MOUNTING. . . . .	40	EA
217	23	COV-1117	CLAMP,LOOP,.62ID . . . . .	7	EA
217	24	14010	SENSOR,FIRE SUPPRES,FIRE SUPPRESSION . . . . .	1	EA

END OF FIGURE



---

**FIELD AND SUSTAINMENT MAINTENANCE  
FIRE SUPPRESSION PIPING (M1240A1)**

---



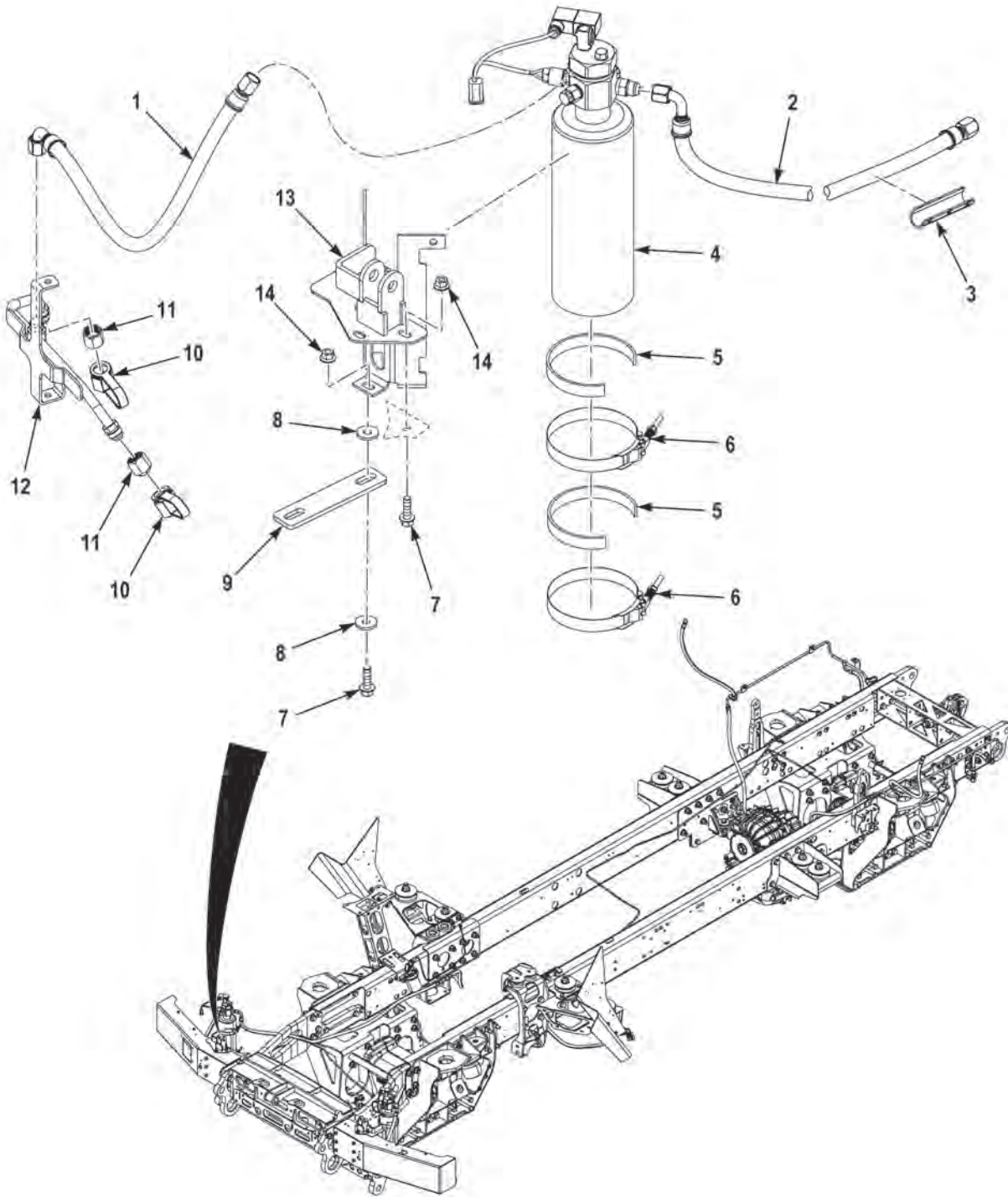


FIGURE 218 - FIRE SUPPRESSION PIPING (M1240A1) (SHEET 1 OF 5)

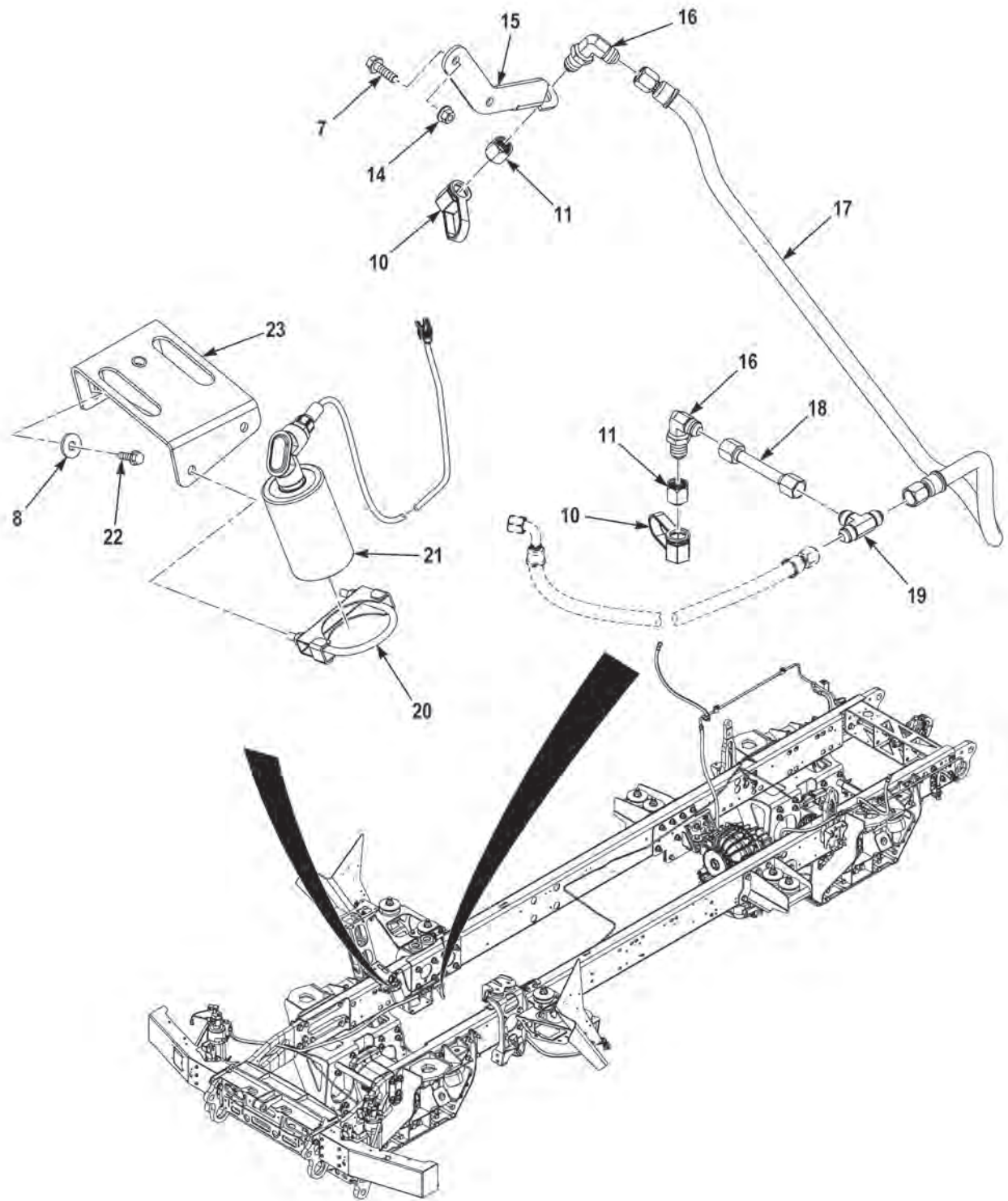


FIGURE 218 - FIRE SUPPRESSION PIPING (M1240A1) (SHEET 2 OF 5)

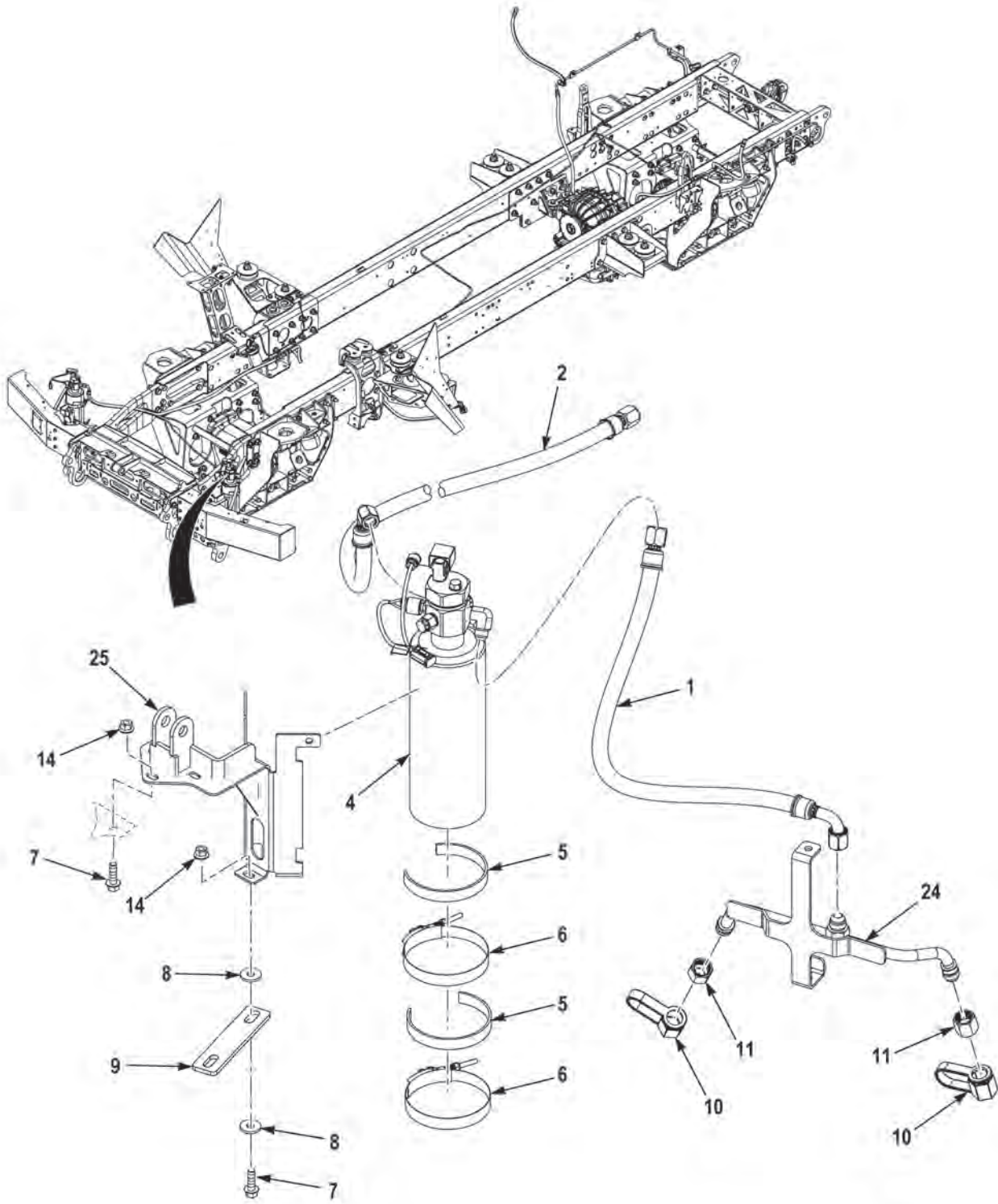


FIGURE 218 - FIRE SUPPRESSION PIPING (M1240A1) (SHEET 3 OF 5)



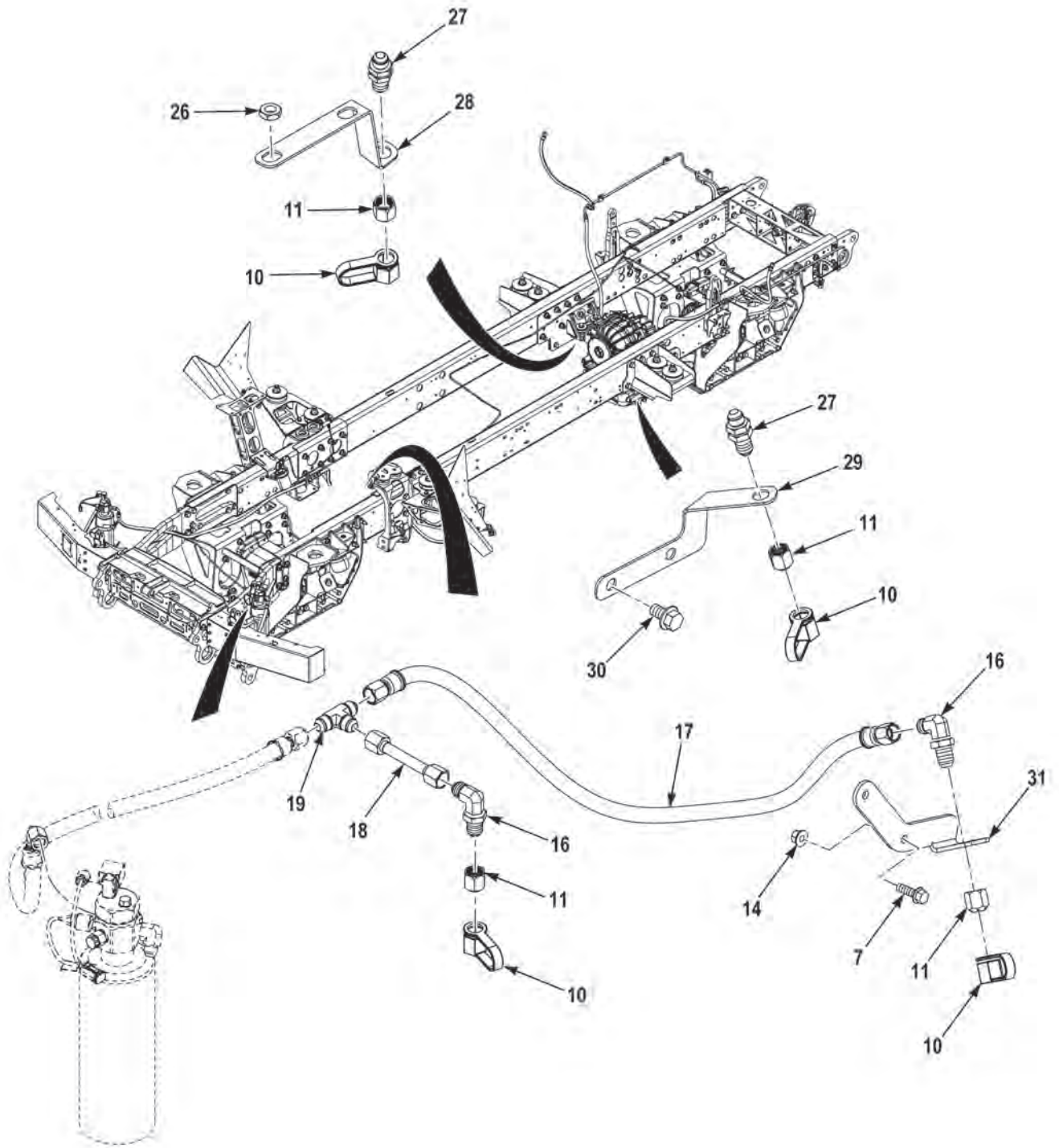


FIGURE 218 - FIRE SUPPRESSION PIPING (M1240A1) (SHEET 4 OF 5)

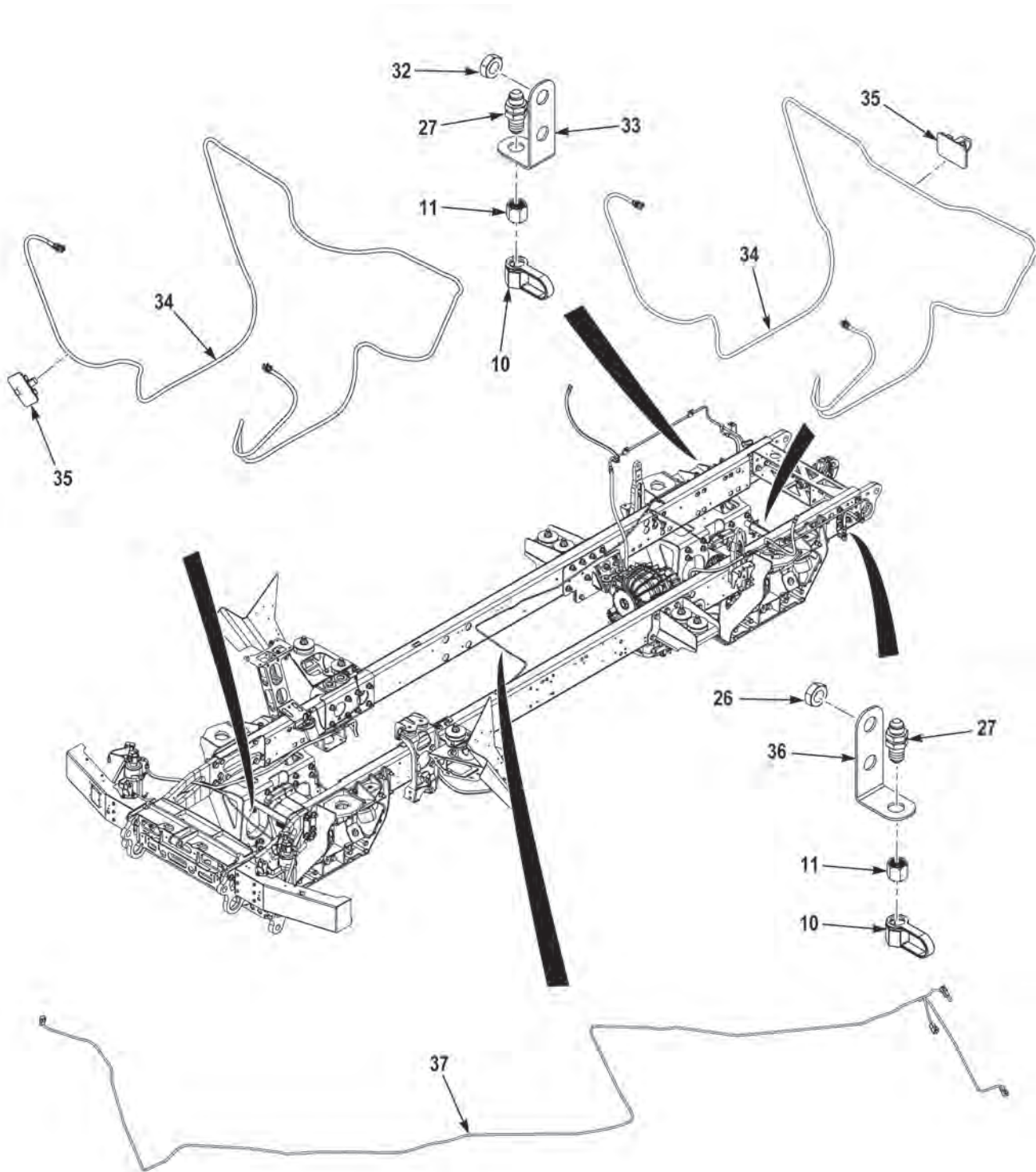


FIGURE 218 - FIRE SUPPRESSION PIPING (M1240A1) (SHEET 5 OF 5)

(1) FIG.	(2) ITEM	(3) PART NO.	(4) DESCRIPTION	(5) QTY.	(6) U/M
			GROUP 7639 FIXED FIRE FIGHTING EQUIPMENT FIG. 218 FIRE SUPPRESSION PIPING (M1240A1)		
218	1	3899447	HOSE ASSY #8 CR 24,,.....	2	EA
218	2	3899448	HOSE ASSY #8 CR 69,,.....	2	EA
218	3	HP4-B	GUARD,HOSE-TUBING,4 IN BLACK.....	1	EA
218	4	913850	EXTINGUISHER,FIRE,.....	2	EA
218	5	3845502	GASKET,.....	4	EA
218	6	B9228-0456	CLAMP,T-BOLT SPRING,.....	4	EA
218	7	3266318	SCREW,CAP,HEX HEAD,.38-16 X 1.25 G8 DA.....	8	EA
218	8	3329830	WASHER,FLAT,.41 X 1.13 X .13 DA.....	6	EA
218	9	3895284	PLATE,FEXT HOOD HIN,.....	2	EA
218	10	821750	CAP,DUST AND MOISTURE SEAL.....	12	EA
218	11	822675	FITTING,NOZZLE,.....	12	EA
218	12	3897965	TUBE AFES,FR,RH WLD,FR,RH.....	1	EA
218	13	3896637	BRKT,FEXT HOOD HING,.....	1	EA
218	14	10823-00817	NUT,SELF-LOCKING,ASSEMBLED WASHER, 3/8 -16.....	8	EA
218	15	3897596	BRACKET,MOUNTING,.....	1	EA
218	16	MS51507A8	ELBOW,TUBE,W/WASHER.....	4	EA
218	17	3899446	HOSE ASSY #8 CR 44,,.....	2	EA
218	18	3897839	TUBE ASSY,HYD .50X,,.....	2	EA
218	19	MS51510A8	TEE,TUBE,.....	2	EA
218	20	UD300AYDW	CLAMP,LOOP,3.00 ID.....	1	EA
218	21	18458	SENSING ELEMENT,FIRE DETECTOR SYSTEM... ..	1	EA
218	22	3266316	SCREW,CAP,HEX HEAD,.31-18 X 1.00 G8 DA.....	2	EA
218	23	3888757	BRKT,ARSL GEN WLDMT,.....	1	EA
218	24	3897966	TUBE AFES,FR,LH WLD,FR,LH.....	1	EA
218	25	3896492	BRKT,FEXT HOOD HING,.....	1	EA
218	26	3897922	NUT,JAM M16X2.0 C8.,.....	4	EA
218	27	MS51520A8S	ADAPTER,STRAIGHT,.....	4	EA
218	28	3897892	BRKT,STDF,AFES,NZL,.....	1	EA
218	29	3949300	BRACKET,MOUNTING,.....	1	EA
218	30	3524927114	SCREW,CAP,HEX HEAD,M14-2.0X25 C 10.9 DG... ..	2	EA
218	31	3898077	BRACKET,MOUNTING,.....	1	EA
218	32	3547031001	NUT,PLAIN,HEXAGON,.75-10 G8 DA.....	2	EA
218	33	3897865	BRKT,STDF 5.00X2.75,.....	1	EA
218	34	3891525	WIRE ASSY,280F 175.,.....	2	EA
218	35	CB9120V5	BRACKET,MOUNTING,.....	56	EA

---

(1) FIG.	(2) ITEM	(3) PART NO.	(4) DESCRIPTION	(5) QTY.	(6) U/M
218	36	3897893	BRKT,STDF,AFES,NZL, .....	1	EA
218	37	821705	HARNESS ASSEMBLY,CHASSIS AND TIRE,AFES. .	1	EA

END OF FIGURE



---

**FIELD AND SUSTAINMENT MAINTENANCE  
FIRE SUPPRESSION PIPING (M1245)**

---

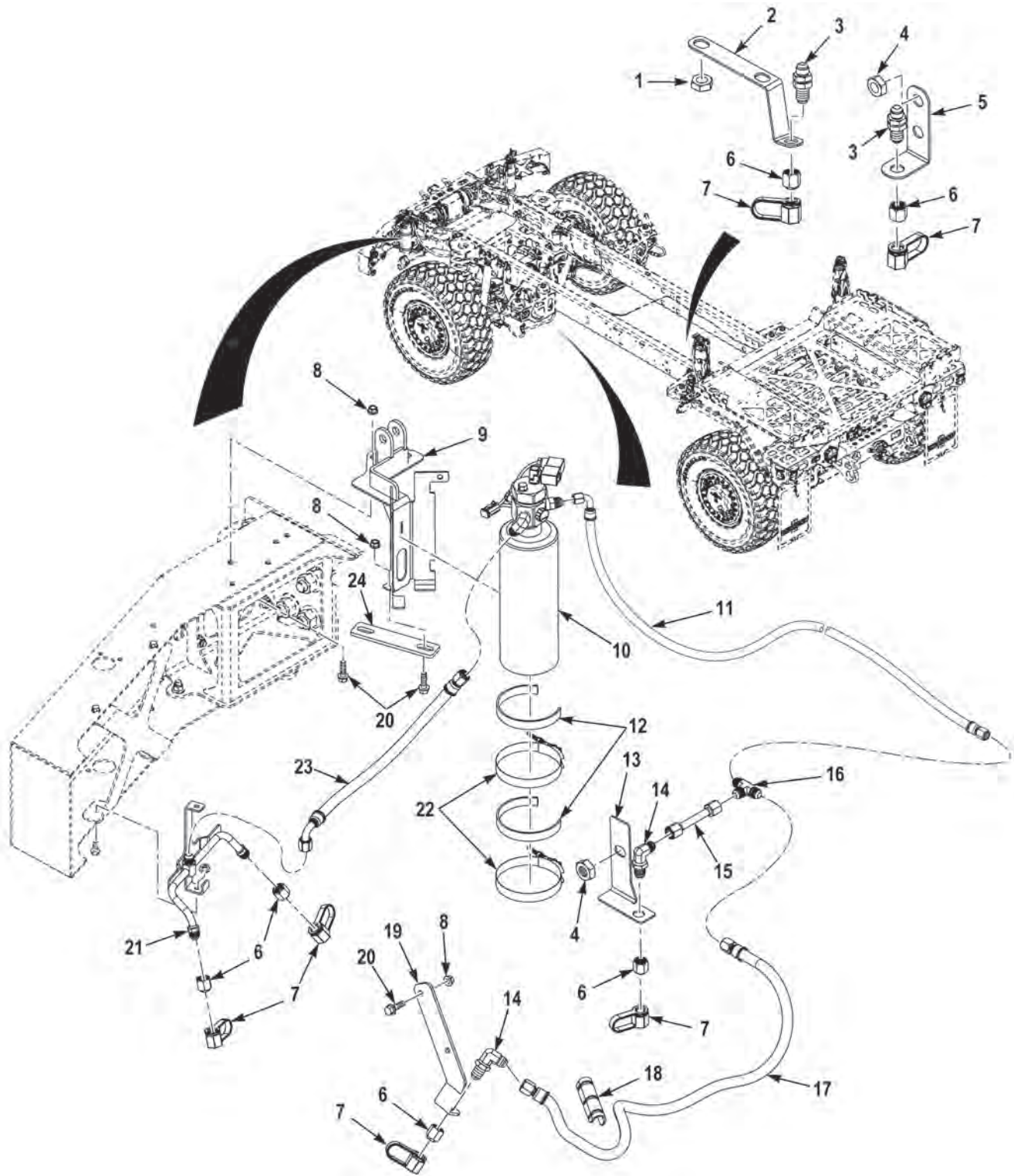


FIGURE 219 - FIRE SUPPRESSION PIPING (M1245) (SHEET 1 OF 3)

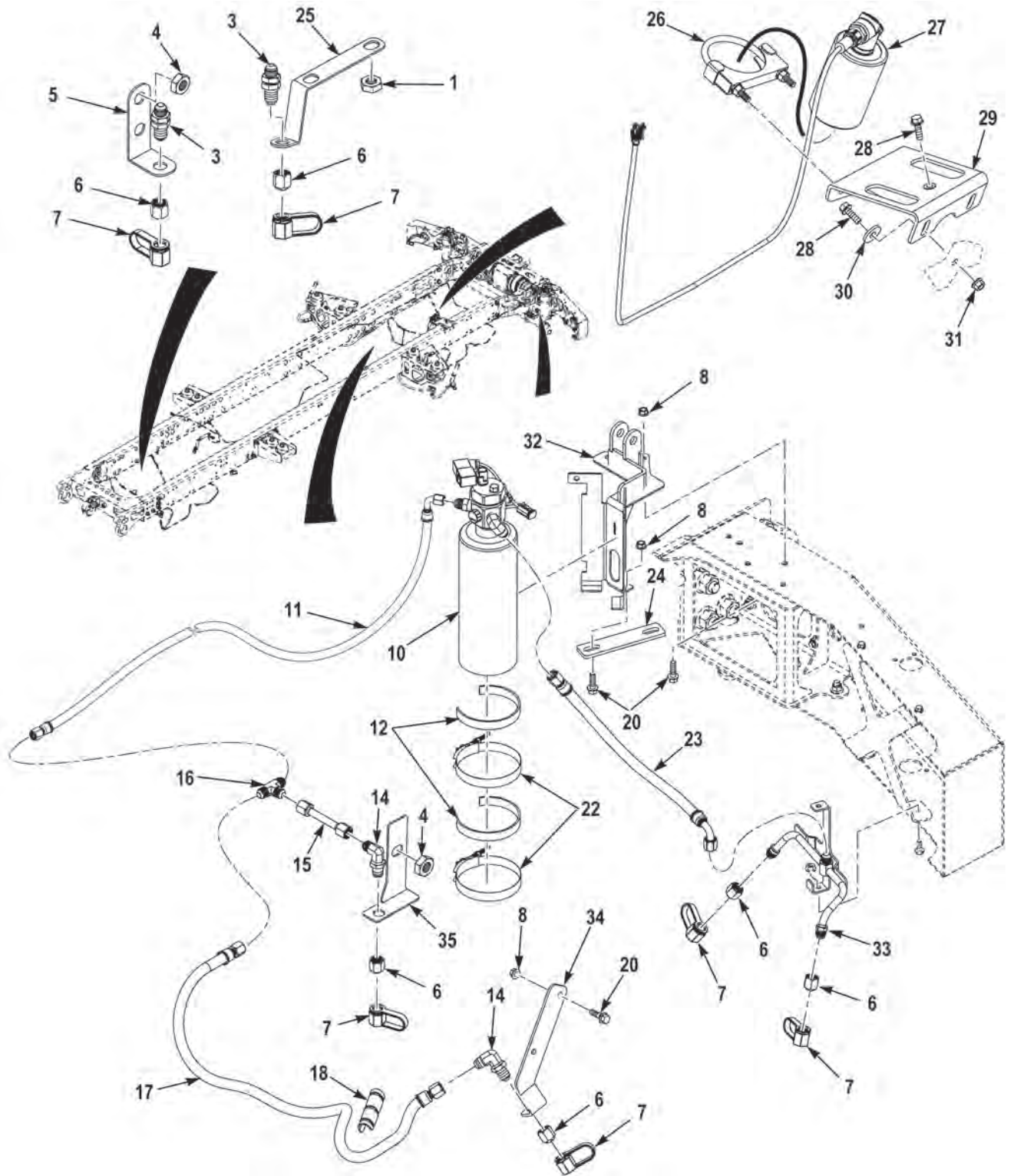


FIGURE 219 - FIRE SUPPRESSION PIPING (M1245) (SHEET 2 OF 3)

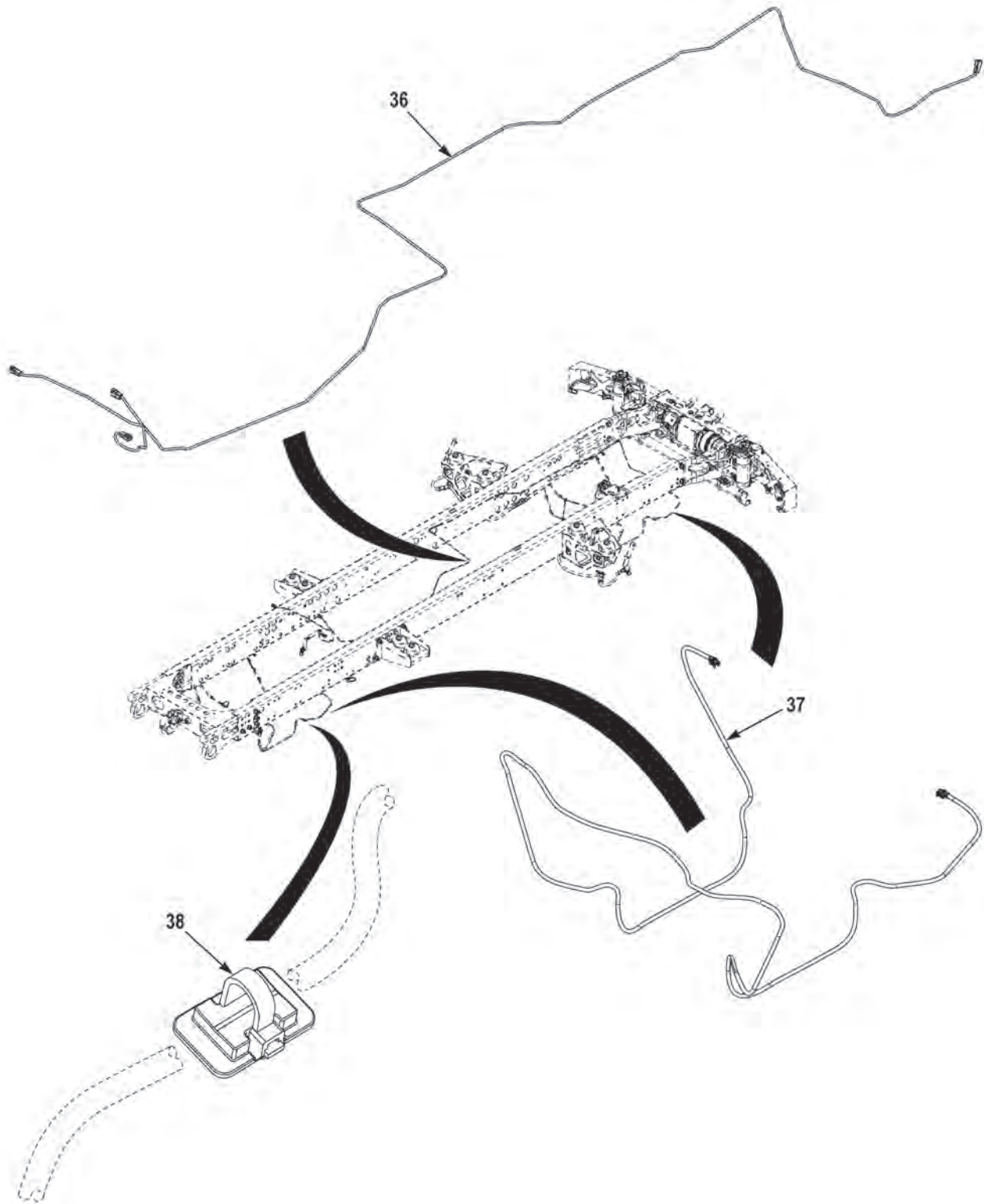


FIGURE 219 - FIRE SUPPRESSION PIPING (M1245) (SHEET 3 OF 3)

(1) FIG.	(2) ITEM	(3) PART NO.	(4) DESCRIPTION	(5) QTY.	(6) U/M
			GROUP 7639 FIXED FIRE FIGHTING EQUIPMENT FIG. 219 FIRE SUPPRESSION PIPING (M1245)		
219	1	3897922	NUT,JAM M16X2.0 C8.....	4	EA
219	2	3897893	BRKT,STDF,AFES,NZL.....	1	EA
219	3	MS51520A8S	ADAPTER,STRAIGHT.....	4	EA
219	4	3547031001	NUT,PLAIN,HEXAGON,.75-10 G8 DA.....	6	EA
219	5	3897865	BRKT,STDF 5.00X2.75.....	2	EA
219	6	822675	FITTING,NOZZLE.....	12	EA
219	7	821750	CAP.....	12	EA
219	8	3266309	NUT,SELF-LOCKING,.38-16 G8 DA.....	12	EA
219	9	3896492	BRKT,FEXT HOOD HING.....	1	EA
219	10	912100	EXTINGUISHER,FIRE.....	2	EA
219	11	3899448	HOSE ASSY #8 CR 69.....	2	EA
219	12	3845502	GASKET.....	4	EA
219	13	3898233	BRKT,MTG,AFES TUBE.....	1	EA
219	14	2043-8-8S	FTG,BH90 8JIC-8JIC.....	4	EA
219	15	3897839	TUBE ASSY,HYD .50X.....	2	EA
219	16	MS51510A8	TEE,TUBE.....	2	EA
219	17	3899446	HOSE ASSY #8 CR 44.....	2	EA
219	18	HP4-B	GUARD,HOSE-TUBING.....	2	EA
219	19	3906459	BRKT,AFES,FENDER QU.....	1	EA
219	20	3266318	SCREW,CAP,HEX HEAD,.38-16 X 1.25 G8 DA.....	12	EA
219	21	3897966	TUBE AFES,FR,LH WLD.....	1	EA
219	22	B9228-0456	CLAMP,T-BOLT SPRING.....	4	EA
219	23	3899447	HOSE ASSY #8 CR 24.....	2	EA
219	24	3895284	PLATE,FEXT HOOD HIN.....	2	EA
219	25	3897892	BRKT,STDF,AFES,NZL.....	1	EA
219	26	UD300AYD	CLAMP,LOOP.....	1	EA
219	27	18458	SENSING ELEMENT.....	1	EA
219	28	3266316	SCREW,CAP,HEX HEAD,.31-18 X 1.00 G8 DA.....	2	EA
219	29	3888757	BRKT,ARSL GEN WLDMT.....	1	EA
219	30	3329830	WASHER,FLAT,.41 X 1.13 X .13 DA.....	2	EA
219	31	3266308	NUT,SELF-LOCKING,.31-18 G8 DA.....	1	EA
219	32	3896637	BRKT,FEXT HOOD HING.....	1	EA
219	33	3897965	TUBE AFES,FR,RH WLD.....	1	EA
219	34	3906458	BRKT,AFES,FENDER QU.....	1	EA
219	35	3897592	BRKT,MTG,AFES TUBE.....	1	EA
219	36	821705	HARNESS ASSEMBLY.....	1	EA

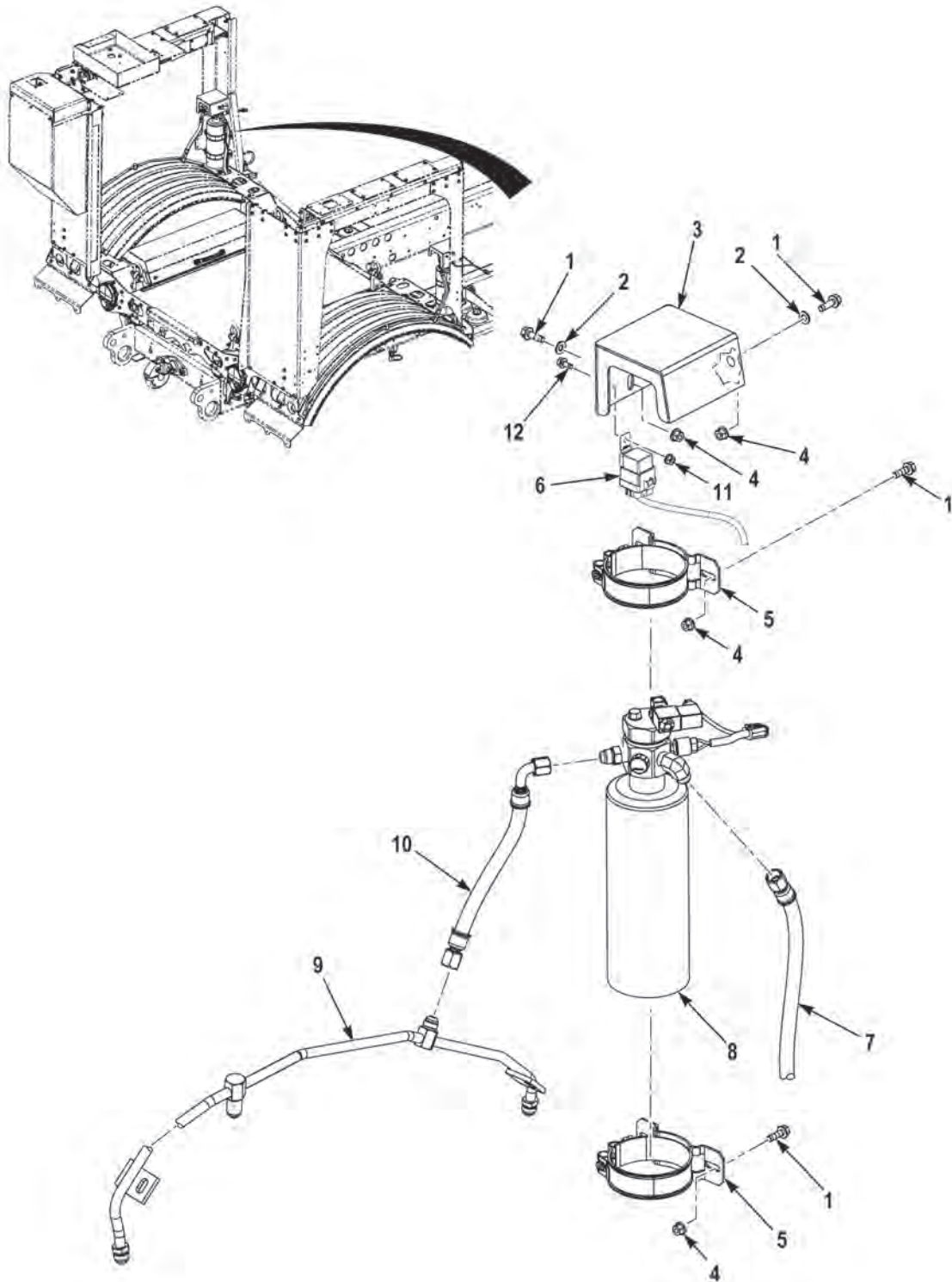
---

(1) FIG.	(2) ITEM	(3) PART NO.	(4) DESCRIPTION	(5) QTY.	(6) U/M
219	37	3891525	WIRE ASSY,280F 175. ....	2	EA
219	38	CB9120V5	BRACKET,MOUNTING .....	56	EA

**END OF FIGURE**

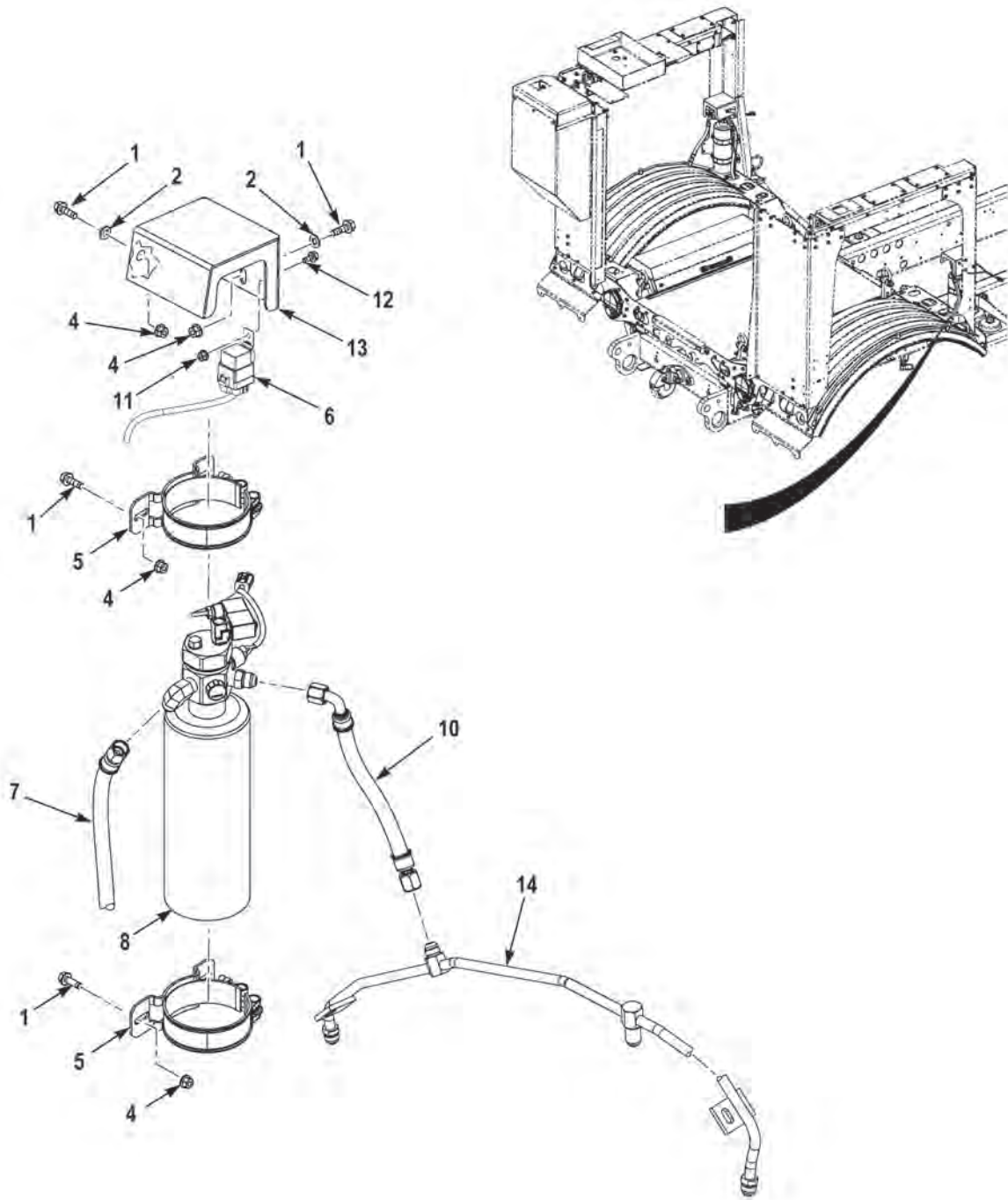


**FIELD AND SUSTAINMENT MAINTENANCE  
FIRE SUPPRESSION REAR TIRE CYLINDER AND PIPING (M1240A1)**



**FIGURE 220 - FIRE SUPPRESSION REAR TIRE CYLINDER AND PIPING (M1240A1)  
(SHEET 1 OF 4)**





**FIGURE 220 - FIRE SUPPRESSION REAR TIRE CYLINDER AND PIPING (M1240A1)  
(SHEET 2 OF 4)**

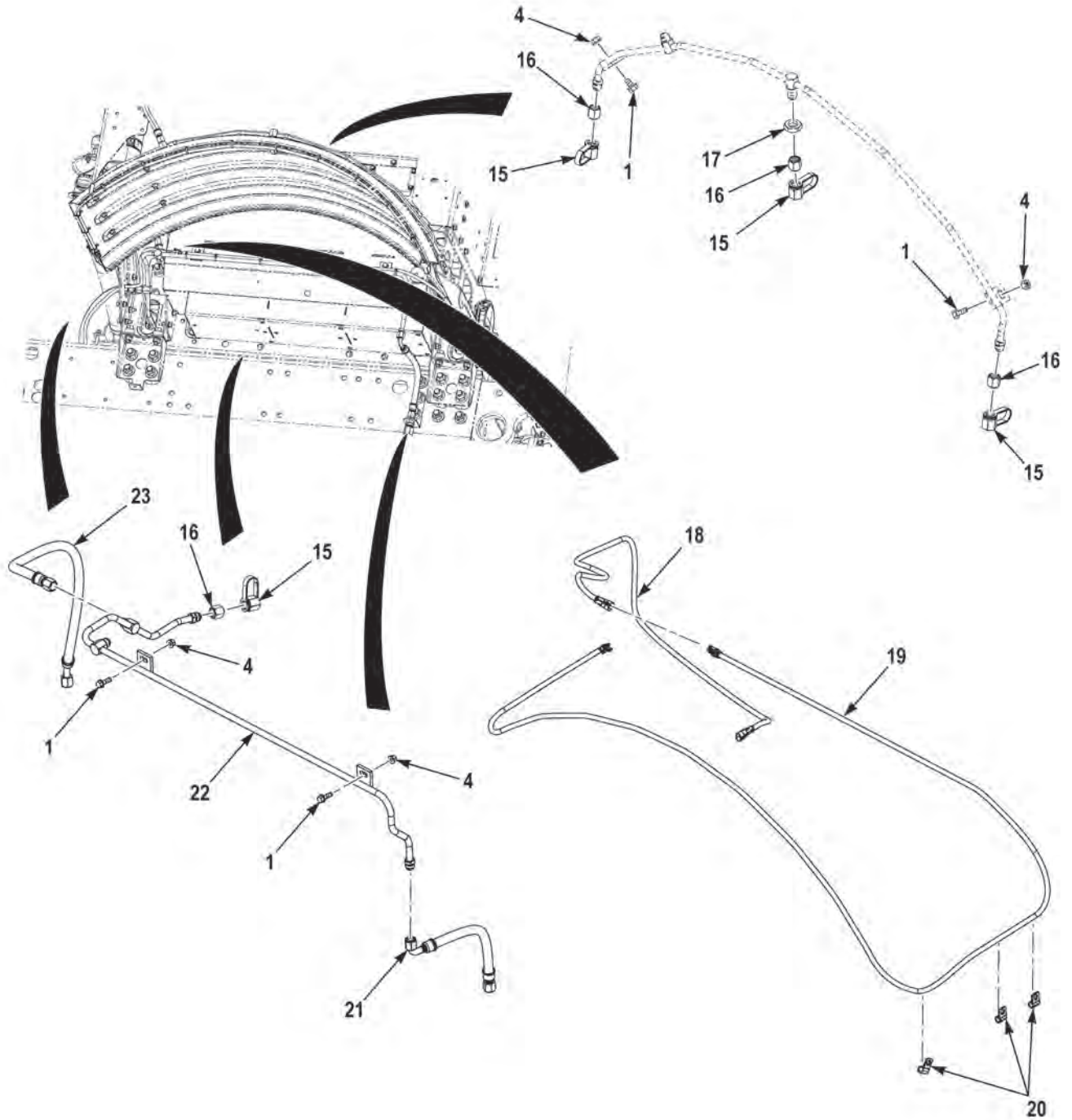
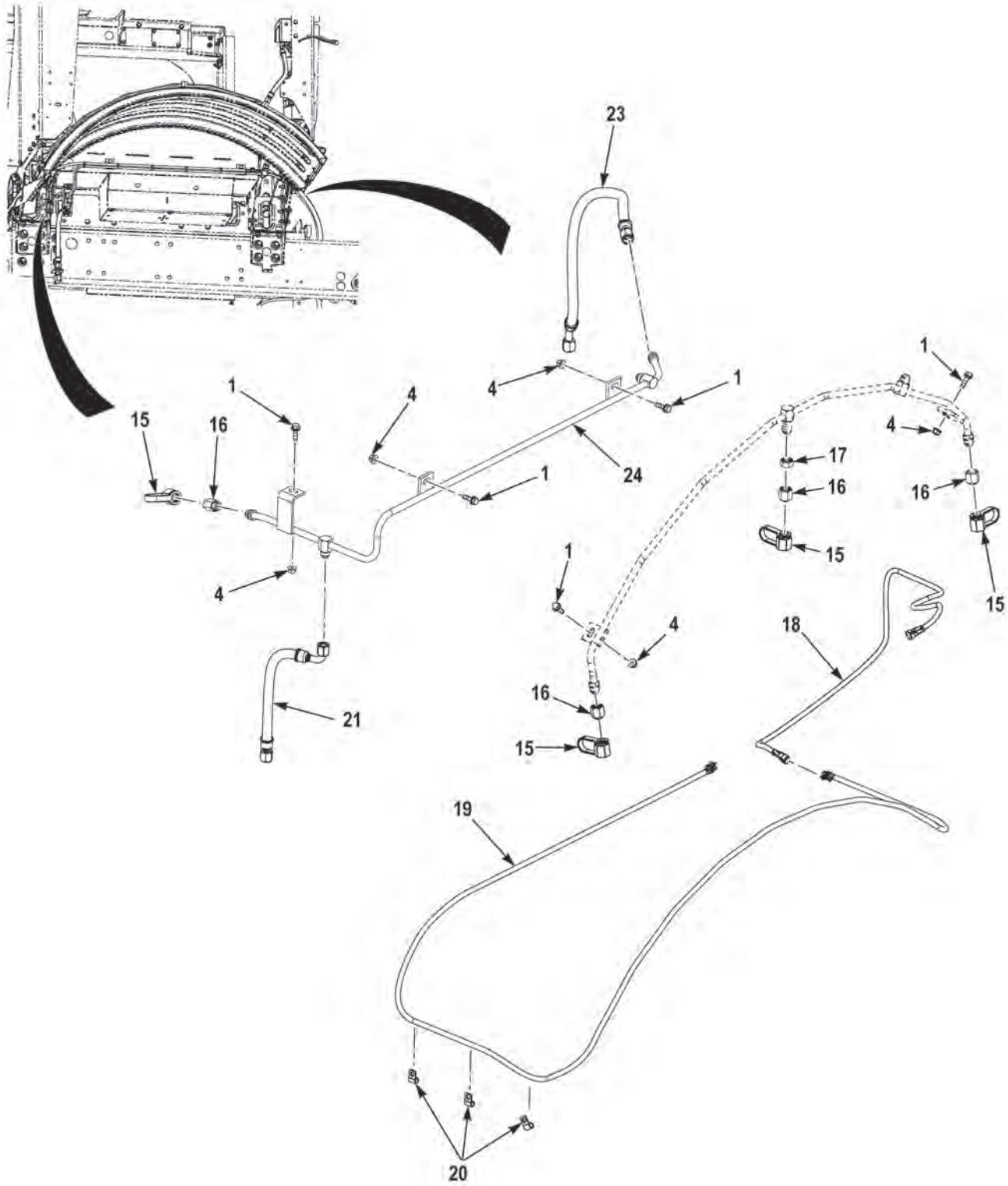


FIGURE 220 - FIRE SUPPRESSION REAR TIRE CYLINDER AND PIPING (M1240A1)  
(SHEET 3 OF 4)



**FIGURE 220 - FIRE SUPPRESSION REAR TIRE CYLINDER AND PIPING (M1240A1)  
(SHEET 4 OF 4)**

(1) FIG.	(2) ITEM	(3) PART NO.	(4) DESCRIPTION	(5) QTY.	(6) U/M
			GROUP 7639 FIXED FIRE FIGHTING EQUIPMENT FIG. 220 FIRE SUPPRESSION REAR TIRE CYLINDER AND PIPING (M1240A1)		
220	1	3266316	SCREW,CAP,HEX HEAD,.31-18 X 1.00 G8 DA . . . . .	25	EA
220	2	3273186	WASHER,FLAT,.34 X .6 X .065 G5 DA. . . . .	8	EA
220	3	3895363	BRACKET,MOUNTING, . . . . .	1	EA
220	4	3266308	NUT,SELF-LOCKING,.31-18 G8 DA . . . . .	25	EA
220	5	00444827	CLAMP,LOOP,. . . . .	4	EA
220	6	3893914	WIRE HARNESS,REAR . . . . .	2	EA
220	7	3899093	HOSE ASSEMBLY,METALLIC . . . . .	2	EA
220	8	913850	EXTINGUISHER,FIRE,. . . . .	2	EA
220	9	3933920	TUBE ASSY,FIRE EXT,FIRE EXTINGUISHING SYSTEM . . . . .	1	EA
220	10	3899103	HOSE ASSEMBLY,NONMETALLIC . . . . .	2	EA
220	11	3266307	NUT,SELF-LOCKING,.25-20 G8 DA . . . . .	2	EA
220	12	3268673	SCREW,CAP,HEX HEAD,.25-20X.75 G8 DA . . . . .	2	EA
220	13	3898217	BRACKET,MOUNTING, . . . . .	1	EA
220	14	3933918	TUBE ASSY,FIRE EXT,FIRE EXTINGUISHING SYSTEM . . . . .	1	EA
220	15	821750	CAP,DUST AND MOISTURE SEAL . . . . .	8	EA
220	16	822675	FITTING,NOZZLE, . . . . .	8	EA
220	17	8WLN-B	NUT,JAM,.75-16 NS BR . . . . .	2	EA
220	18	3895301	WIRE HARNESS, . . . . .	2	EA
220	19	3890084	WIRING HARNESS, . . . . .	2	EA
220	20	COV-0713	CLAMP,LOOP,. . . . .	6	EA
220	21	3899031	HOSE ASSEMBLY,#8 CR 14.0 AFES. . . . .	2	EA
220	22	3898266	TUBE ASSEMBLY,FIRE EXTINGUISHING SYSTEM.	1	EA
220	23	3899062	HOSE ASSEMBLY,#8 CR 36.5 AFES. . . . .	2	EA
220	24	3898238	TUBE ASSEMBLY,METAL, . . . . .	1	EA

END OF FIGURE

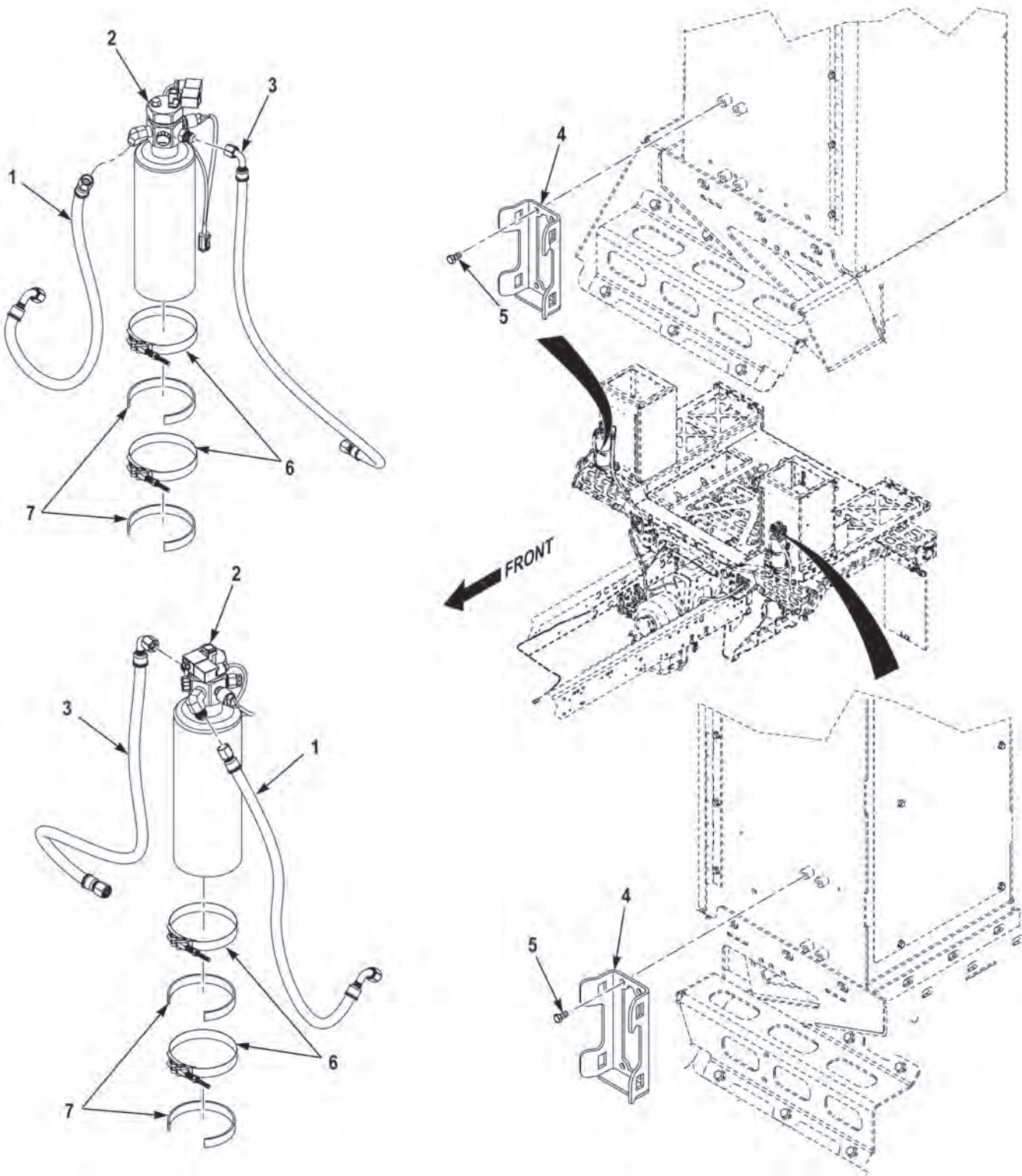


---

**FIELD AND SUSTAINMENT MAINTENANCE  
FIRE SUPPRESSION REAR TIRE CYLINDER AND PIPING (M1245)**

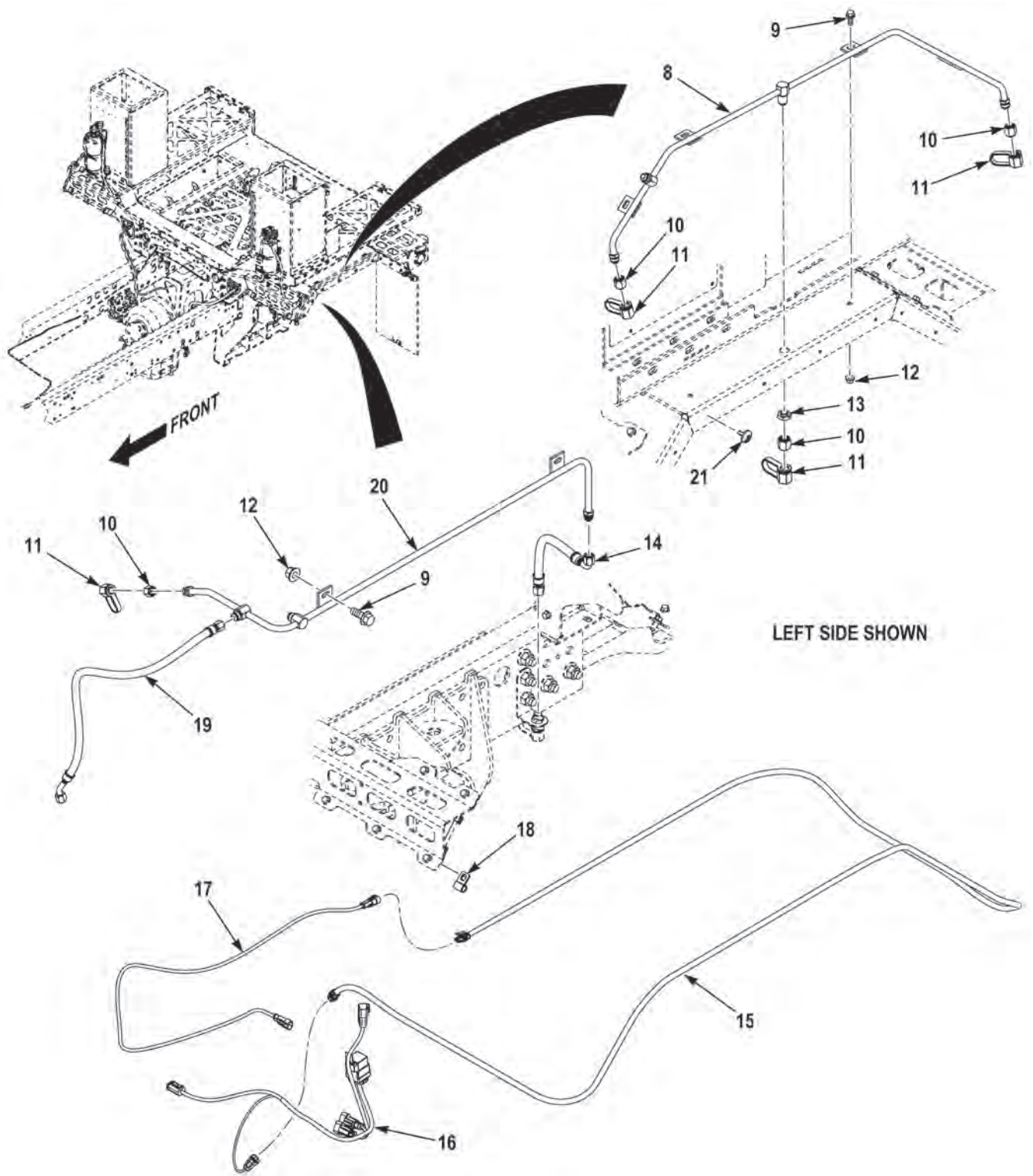
---





**FIGURE 221 - FIRE SUPPRESSION REAR TIRE CYLINDER AND PIPING (M1245)  
(SHEET 1 OF 3)**





**FIGURE 221 - FIRE SUPPRESSION REAR TIRE CYLINDER AND PIPING (M1245)  
(SHEET 2 OF 3)**

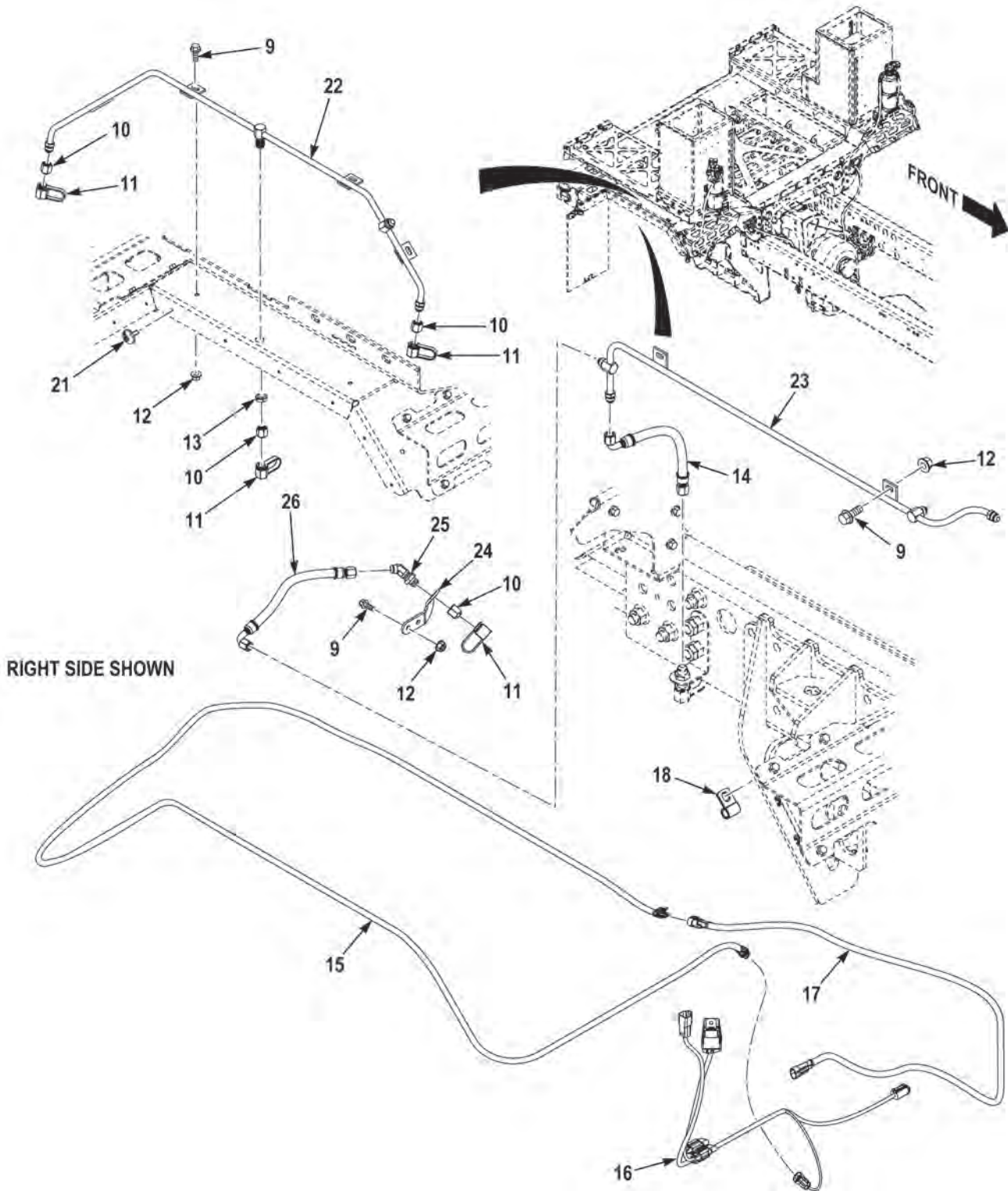


FIGURE 221 - FIRE SUPPRESSION REAR TIRE CYLINDER AND PIPING (M1245)  
(SHEET 3 OF 3)

(1) FIG.	(2) ITEM	(3) PART NO.	(4) DESCRIPTION	(5) QTY.	(6) U/M
			GROUP 7639 FIXED FIRE FIGHTING EQUIPMENT		
			FIG. 221 FIRE SUPPRESSION REAR TIRE		
			CYLINDER AND PIPING (M1245)		
221	1	3903681	HOSE ASSEMBLY,#8 CR 33.5 AFES. ....	2	EA
221	2	912100	EXTINGUISHER,FIRE .....	2	EA
221	3	3903682	HOSE ASSY,#8 CR 39.0 AFES .....	2	EA
221	4	3906189	BRACKET,VEHICULAR .....	2	EA
221	5	95103	SCREW,CAP,HEX HEAD,.38-16X.75 G5 ZY .....	8	EA
221	6	B9228-0456	CLAMP,T-BOLT SPRING,4.56-4.88 .....	4	EA
221	7	3845502	GASKET .....	4	EA
221	8	3902630	TUBE ASSEMBLY,.50X.065 WLDMT .....	1	EA
221	9	3266317	SCREW,CAP,HEX HEAD,.38-16X1.00 G8 DA .....	12	EA
221	10	822675	FITTING,NOZZLE .....	8	EA
221	11	821750	CAP .....	8	EA
221	12	3266309	NUT,SELF-LOCKING,.38-16 G8 DA .....	12	EA
221	13	8WLN-B	NUT,JAM,.75-16 NS BR .....	2	EA
221	14	3899031	HOSE ASSEMBLY,#8 CR 14.0 AFES. ....	2	EA
221	15	3895606	WIRE HARNESS,280F 140.0 AFES. ....	2	EA
221	16	3893914	WIRE HARNESS,REAR .....	2	EA
221	17	3895301	WIRE HARNESS .....	2	EA
221	18	COV-0713	CLAMP,LOOP,.38 ST VY .41HOLE .....	14	EA
221	19	3899062	HOSE ASSEMBLY,#8 CR 36.5 AFES. ....	2	EA
221	20	3903258	TUBE ASSEMBLY,.50X.065 WLDMT .....	1	EA
221	21	3892381	CABLE,TIE,BUTTONHEAD .....	18	EA
221	22	3902652	TUBE ASSEMBLY,.50X.065 WLDMT .....	1	EA
221	23	3903275	TUBE ASSEMBLY,.50X.065 WLDMT .....	1	EA
221	24	3903313	BRACKET,VEHICULAR .....	1	EA
221	25	AS1040-0808	ELBOW,TUBE,BH45 8JIC-8JIC MM ST .....	1	EA
221	26	3910563	HOSE ASSEMBLY,#8 CR 15.25 AFES. ....	1	EA

**END OF FIGURE**



---

**FIELD AND SUSTAINMENT MAINTENANCE  
KITS**

---

KIT	95SK205	KIT,WHEEL ENDS/BRAKE DRUMS . . . . .		
	3819147	. DRUM, BRAKE, 410 X 180, 101L . . . . .	1	EA
	2DR229	. NUT, WHEEL FLANGE, 22 X 1.5 . . . . .	10	EA
	3165395	. SCREW, CAP, SOC .62 - 11 X 2.75 . . . . .	13	EA
	69790AX	. WASHER, FLAT .62 X 1.19 X .10 U . . . . .	13	EA
	3849775	. WHEEL DRIVES 3.56 : 1, SER. . . . .	1	EA
KIT	95SK206	KIT, KNUCKLE & STEER ARMS . . . . .		
	3617956	. KNUCKLE, CW STEER ARM, MA . . . . .	1	EA
	3617957	. KNUCKLE, CCW STEER ARM, MA . . . . .	1	EA
	3512488	. STEER ARM, CCW . . . . .	1	EA
	3512489	. STEER ARM, CW . . . . .	1	EA
	3575311	. TAPER INSERT 2.5 IN-FT . . . . .	2	EA
	3244467	. PLUG, EXPANSION 10MM . . . . .	4	EA
	48706AX	. STUD. . . . .	4	EA
	13337720	. SCREW, FLANGE, HEX .75 - 10 X 2.50 . . . . .	4	EA
	8811GX	. DOWEL . . . . .	4	EA
	375AX3	. NUT, HEX .75 - 16 G8 PO . . . . .	4	EA
	777AX	. WASHER, LOCK, SPLIT .75 X 1.27 X . . . . .	4	EA
KIT	95SK207	KIT, HALF SHAFT, FR . . . . .		
	3449560	. HALF SHAFT, OUTER CV . . . . .	1	EA
	3354292	. HALF SHAFT, INNER, HD . . . . .	1	EA
	3019000	. BEARING, SPH ROLLER 55MM X 100 . . . . .	1	EA
	3195197	. HOUSING, BEARING MACHINING . . . . .	1	EA
	3019002	. SEAL, SHAFT EXCLUDER . . . . .	1	EA
	3018999	. SNAP RING, 3.938" BORE X . . . . .	1	EA
	3019001	. SEAL, SHAFT . . . . .	1	EA
	3281203	. NUT, HEX LKDT M12 X 1.75 C . . . . .	4	EA
	2CF854	. SCREW, CAP, HEX M12 - 1.75 X 45 . . . . .	4	EA
	3278917	. SCREW, CAP, HEX .31 - 18 X 1.25 . . . . .	6	EA
	3018998	. SNAP RING, SHAFT . . . . .	1	EA
	3018994	. O-RING . . . . .	1	EA
	3276356	. WASHER, FLAT .34 X .69 X .06 ZT . . . . .	6	EA
KIT	95SK208	KIT, DIF BOXES & GEARS, FR . . . . .		
	3817499	. DIF HOUSING 1 DEG, AL . . . . .	1	EA
	3244462	. STUD, .56 - 18 X 1.5, -12 X 1.1 . . . . .	3	EA
	1337720	. SCREW, FLANGE, HEX .75 - 10 X 2.50 . . . . .	12	EA
	3281754	. SCREW, CAP, HEX .56 - 12 X 1.75 . . . . .	11	EA
	3367800	. SCREW, SET, SQ .38 -16 X 4.00 . . . . .	1	EA
	3244028	. DOWEL, TAPERED .570. . . . .	3	EA

	3244044	. WASHER, FLAT .59 X 1.16 X .09 Z . . . . .	11	EA
	2222HX	. FTG, PLUG 12 NPT ST MAG I . . . . .	1	EA
	3536387	. FTG, ST 4 PTC - 2 NPT FM PL . . . . .	1	EA
	3274614	. NUT, HEX .56 - 18 G8 PO . . . . .	3	EA
	51547AX	. FTG, PLUG 12 NPT ST INSQ . . . . .	1	EA
	1765HX	. WASHER, LK, SPLIT .56 X .97 X . . . . .	3	EA
	3849733	. DIFFERENTIAL ASSY, RH, SE . . . . .	1	EA
KIT	95SK209	KIT,CONTROL ARMS,FR . . . . .		
	3649291	. SPRING, FR COIL 8.25 OD . . . . .	2	EA
	3058553	. BUMPER, 3.98" HYTREL . . . . .	2	EA
	110312A	. NUT, FLANGE, LKSP .75 - 10 G8 . . . . .	2	EA
	350AX	. FTG, PLUG 8 NPT ST EXSQ S . . . . .	2	EA
	3849767	. CONTROL ARM, UPPER, LH, SE . . . . .	1	EA
	3849768	. CONTROL ARM, UPPER, RH, SE . . . . .	1	EA
	3849769	. CONTROL ARM, LOWER,CCW, FR . . . . .	1	EA
	3849770	. CONTROL ARM, LOWER, CW, FR,S . . . . .	1	EA
KIT	95SK210	KIT,BRAKE WEDGE & ABS . . . . .		
	3044538	. BRAKE ASSY, 12 DEG WEDGE . . . . .	1	EA
	3044539	. BRAKE ASSY, 12 DEG WEDGE . . . . .	1	EA
	7KK757	. SENSOR, ABS WHEEL END . . . . .	2	EA
	3252191	. BASE, ABS SNESOR MTG . . . . .	2	EA
	3252192	. PILOT, ABS SENSOR MTG . . . . .	2	EA
	9HR532	. CLIP, SENSOR . . . . .	2	EA
	66420AX	. SCREW, CAP, HEX .25 - 20 X 1.00 . . . . .	4	EA
	353AX	. WASHER, LOCK, SPLIT .25 X .49 X . . . . .	4	EA
KIT	95SK211	KIT,BRAKE CHAMBERS,FR . . . . .		
	3534214	. BRAKE CHAMBER, TYPE 9 WEDGE . . . . .	4	EA
	3565442	. TUBE ASSY, FRONT BRAKE, RH . . . . .	1	EA
	3565443	. TUBE ASSY, FRONT BRAKE, LH . . . . .	1	EA
	35881AX	. FTG, T, 8JIC - 8JIC - 6NPT MM . . . . .	2	EA
	EE42238	. FTG, 90 8JIC - 6NPT MM ST . . . . .	2	EA
KIT	95SK212	KIT,HALFSHAFT,RR . . . . .		
	3467903	. HALFSHAFT, OUTER HD, 16.2 . . . . .	1	EA
	3354292	. HALFSHAFT, INNER, HD . . . . .	1	EA
	3019000	. BEARING, SPH ROLLER 55MM X 100 . . . . .	1	EA
	3195197	. HOUSING, BEARING MACHINING . . . . .	1	EA
	3019002	. SEAL, SHAFT EXCLUDER . . . . .	1	EA
	3018999	. SNAP RING, 3.938" BORE X . . . . .	1	EA
	3019001	. SEAL, SHAFT . . . . .	1	EA
	3018998	. SNAP RING,SHAFT . . . . .	1	EA
	3281203	. NUT, HEX, LKDT M 12 X 1.75 C . . . . .	4	EA
	3018994	. O-RING . . . . .	1	EA
	2CF854	. SCREW, CAP, HEX M12 - 1.75 X 45 . . . . .	4	EA

	3278917	. SCREW, CAP, HEX .31 - 18 X 1.25 .....	6	EA
	3276356	. WASHER, FLAT .34 X .69 X .06 ZT .....	6	EA
KIT	95SK213	KIT,DIF BOXES & GEARS,RR .....		
	3817500	. DIFF HOUSING 3.5 DEG, AL .....	1	EA
	3244462	. STUD, .56 - 18 X 1.5, -12 X 1.1 .....	3	EA
	2222HX	. FTG, PLUG 12NPT ST MAG 1 .....	1	EA
	3244028	. DOWEL, TAPERED .570. ....	3	EA
	1337720	. SCREW, FLG, HEX .75 - 10 X 2.50. ....	12	EA
	3536387	. FTG, ST 4 PTC - 2 NPT FM PL. ....	1	EA
	51547AX	. FTG, PLUG 12NPT ST INSQ .....	1	EA
	3281754	. SCREW, CAP, HEX .56 - 12 X 1.75 .....	11	EA
	3274614	. NUT, HEX .56 - 18 G8 PO. ....	3	EA
	3244044	. WASHER, FLAT .59 X 1.16 X .09 Z .....	11	EA
	1765HX	. WASHER, LOCK, SPLIT .56 X .97 X .....	1	EA
	3879774	. DIFF ASSY, LH 1610, SERVICE .....	1	EA
KIT	95SK214	KIT,CONTROL ARMS,RR .....		
	3819371	. SPRING, COIL 8.40 OD .....	2	EA
	3058553	. BUMPER, 3.98" HYTREL .....	2	EA
	110312A	. NUT, FLANGE, LKSP .75 - 10 G8. ....	2	EA
	111454A	. SCREW, FLANGE, HEX .75 - 10 X 2.25. ....	2	EA
	3849767	. CONTROL ARM, UPPER, LH, SE .....	1	EA
	3849768	. CONTROL ARM, UPPER, RH, SE .....	1	EA
	3849771	. CONTROL ARM, LOWER, CCW,RR .....	1	EA
	3849772	. CONTROL ARM, LOWER, CW, RR,S .....	1	EA
KIT	95SK215	KIT,BRAKE CHAMBERS,RR .....		
	3469183	. BRAKE CHAMBER .....	2	EA
	3469182	. BRAKE CHAMBER .....	2	EA
	3560069	. TUBE, BRAKE, RH .....	1	EA
	3560070	. TUBE, BRAKE, LH .....	1	EA
	25881AX	. FTG,T 8JIC - 8JIC - 6NPT MM .....	2	EA
	EE42238	. FTG, 90 8JIC - 6NPT MM ST .....	2	EA
	1607950	. FTG, ST 6NPT - 6NPT FM BR .....	2	EA
KIT	19KP346	PARTS KIT, AIR DRYER .....	1	EA





---

**FIELD AND SUSTAINMENT MAINTENANCE  
BULK ITEMS LIST (M1240)**

---

(1) NSN	(2) CAGE CODE	(3) PART NO.	(4) DESCRIPTION	(5) QTY.
4720-01-164-7803	45152	40AW168	HOSE, NONMETALLIC. . . . .	1
4720-01-170-7067	45152	32850AX	HOSE, AIR DUCT. . . . .	1
4720-00-241-4435	45152	69851AX	HOSE, NONMETALLIC. . . . .	1
4720-01-576-4515	45152	3729505	HOSE, NONMETALLIC. . . . .	1
4720-01-577-6365	45152	3834903	HOSE, NONMETALLIC. . . . .	1
5360-01-577-6373	45152	3834914	SPRING, HELICAL COMPRESSION . . . . .	1
2590-01-225-2503	45152	1467160	QUICK EDGE. . . . .	1
4720-01-577-3552	45152	3704186	HOSE, NONMETALLIC. . . . .	1



---

**FIELD AND SUSTAINMENT MAINTENANCE  
BULK ITEMS LIST (M1240A1)**

---

(1) NSN	(2) CAGE CODE	(3) PART NO.	(4) DESCRIPTION	(5) QTY.
4720-01-289-1019	98441	848-6	HOSE, NONMETALLIC, SILICONE, .38 ID .....	1



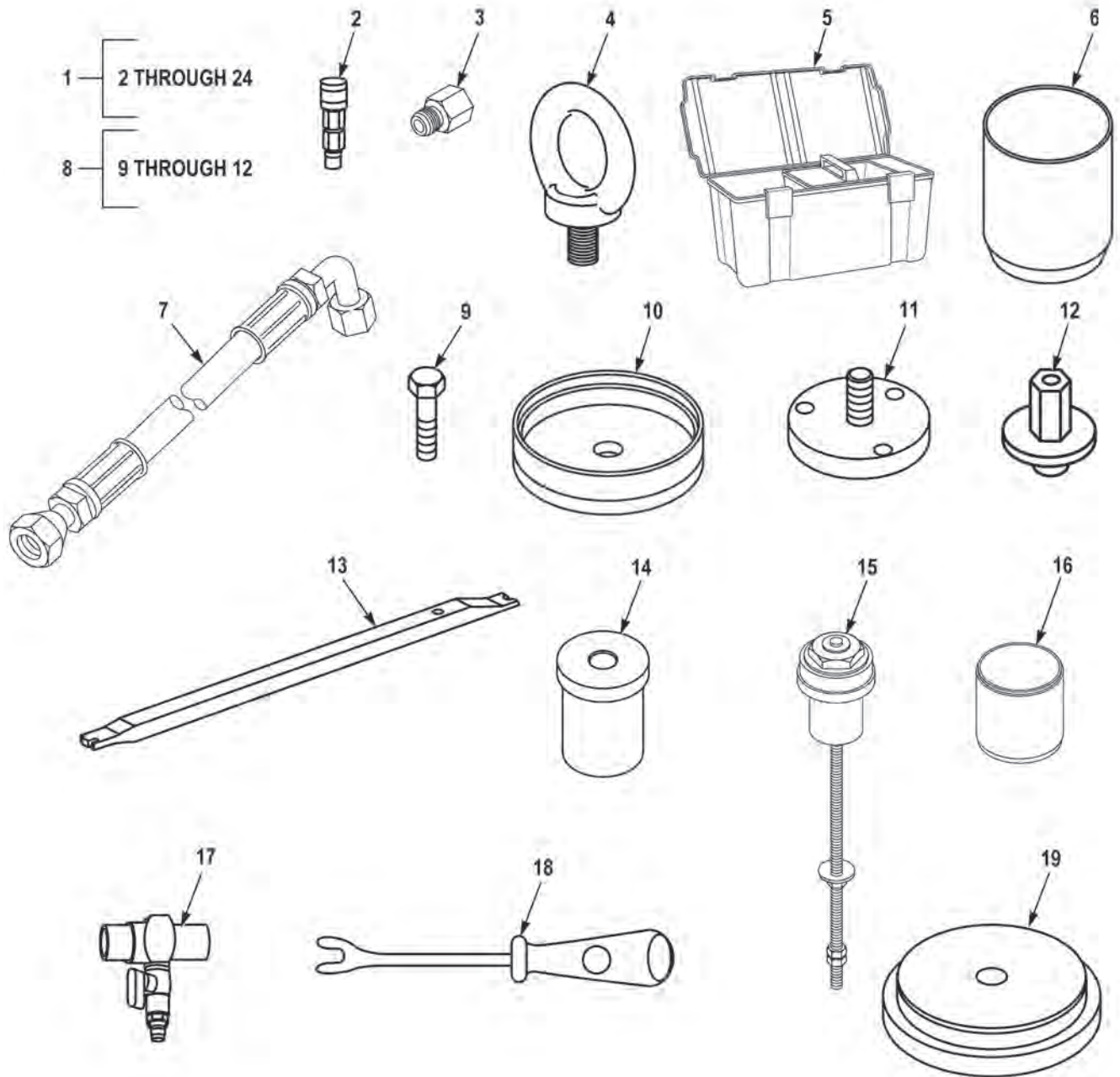
**FIELD AND SUSTAINMENT MAINTENANCE  
BULK ITEMS LIST (M1245)**

(1) NSN	(2) CAGE CODE	(3) PART NO.	(4) DESCRIPTION	(5) QTY.
5340-01-507-3387	66530	CB9120V5	BRACKET,MOUNTING . . . . .	56
5975-01-576-6376	78505	492.250	PROTECTOR,ELECTRIC,.25 ID (SOCOM ONLY) . . .	1
	58961	LCP-875-500	PROTECTOR,ELECTRIC,.88 ID 500 FOOT ROLL (SOCOM ONLY). . . . .	1
	58961	LCP-1250-200	PROTECTOR,ELECTRIC,1.25 ID 200 FOOT ROLL (SOCOM ONLY). . . . .	1
	58961	LCN-1625-150	PROTECTOR,ELECTRIC,1.625 ID 150 FOOT ROLL (SOCOM ONLY). . . . .	1
	78505	CE-492.750-100B	LOOM,CONVOLUTED,100 FOOT REEL . . . . .	1
	06324	120-100-1-1-56BT	TUBING,CONVOLUTED,1.75 ID	1





**FIELD AND SUSTAINMENT MAINTENANCE  
SPECIAL TOOLS LIST (M1240)**



**FIGURE 222 - SPECIAL TOOLS LIST (M1240) (SHEET 1 OF 2)**



(1) FIG.	(2) ITEM	(3) PART NO.	(4) DESCRIPTION	(5) QTY.	(6) U/M
FIG. 222 SPECIAL TOOLS LIST (M1240)					
222	1	95SK261	TOOL KIT,VEHICULAR. . . . .	1	EA
222	2	910600	ADAPTER,RECHARGE,N2 . . . . .	1	EA
222	3	2001-2-4B	ADAPTER,STRAIGHT PIPE TO TUBE . . . . .	1	EA
222	4	3100T11	BOLT,EYE FOR WINDSHIELD. . . . .	2	EA
222	5	HIM297500000	CASE . . . . .	1	EA
222	6	3301788	COVER,SPINDLE . . . . .	1	EA
222	7	3874507	HOSE ASSEMBLY . . . . .	1	EA
222	8	1U-7598	INSERTER SET,SEAL REAR. . . . .	1	EA
222	9	1U-7596	. BOLT,ECCENTRIC HEAD . . . . .	1	EA
222	10	1U-7594	. INSTALLER SEAL AND WEAR SLEEVE . . . . .	1	EA
222	11	1328772	. LOCATOR ASSEMBLY. . . . .	1	EA
222	12	9S-8858	. NUT,SLEEVE . . . . .	1	EA
222	13	3350279	INSERTER/REMOVER SPRING . . . . .	1	EA
222	14	3061982	INSTALLATION TOOL BEARING STAKING. . . . .	1	EA
222	15	3351597	INSTALLATION TOOL BEARING STAKING. . . . .	1	EA
222	16	3369823	INSTALLATION TOOL BEARING STAKING. . . . .	1	EA
222	17	910750	REGULATOR,N2 . . . . .	1	EA
222	18	CTG1001	REMOVAL TOOL PLASTIC PUSH PIN . . . . .	1	EA
222	19	2209580	RETAINER,SEAL . . . . .	1	EA
222	20	178-8615	SOCKET . . . . .	1	EA
222	21	3298841	SOCKET,WRENCH FACE SPANNER . . . . .	1	EA
222	22	19263-01	TEST KIT,AFES . . . . .	1	EA
222	23	EE2-903PMEX20	WEBSLING,20 FT . . . . .	1	EA
222	24	111082	WRENCH,PISTON LARGE . . . . .	1	EA
222	NI		SOFTWARE, DIAGNOSTIC, CATERPILLAR. . . . .	1	EA
222	NI		SOFTWARE, DIAGNOSTIC, ALLISON DOC. . . . .	1	EA
222	NI		SOFTWARE, DIAGNOSTIC, BENDIX ACOMM. . . . .	1	EA

END OF FIGURE



**FIELD AND SUSTAINMENT MAINTENANCE  
SPECIAL TOOLS LIST (M1240A1)**



**FIGURE 223 - SPECIAL TOOLS LIST (M1240A1) (SHEET 1 OF 2)**






FIGURE 223 - SPECIAL TOOLS LIST (M1240A1) (SHEET 2 OF 2)

(1) FIG.	(2) ITEM	(3) PART NO.	(4) DESCRIPTION	(5) QTY.	(6) U/M
			FIG. 223 SPECIAL TOOLS LIST (M1240A1)		
223	1	3200300	REGULATOR,TORPEDO . . . . .	1	EA
223	2	MSI20011133	KIT,INFLATION . . . . .	1	EA
223	3	MSI20010456	. BODY,INFLATION . . . . .	1	EA
223	4	1901-20	. HOSE,METALLIC . . . . .	1	EA
223	5	8000-62	. FITTING,STRAIGHT . . . . .	1	EA
223	6	39899	SCREW,SOCKET . . . . .	12	EA
223	7	GSRM430	ADAPTER,TORQUE WRENCH,30MM. . . . .	1	EA
223	8	KV2L07-36S	ELBOW,QUICK. . . . .	1	EA
223	9	16B100	VALVE,BALL . . . . .	1	EA
223	10	95SK415	KIT,ARMOR LIFTING . . . . .	1	EA
223	11	28KP896	. FIXTURE,LIFTING . . . . .	1	EA
223	12	28KP897	. CLAMP,FIXTURE . . . . .	4	EA
223	13	28KP898	. FIXTURE,LIFTING . . . . .	1	EA
223	14	55518AX	. SCREW,CAP,HEX HEAD,.62-11X2.50 G8 . . . . .	2	EA
223	15	3830642	. NUT,PLAIN,HEXAGON,.62-11 G8 DA . . . . .	2	EA
223	16	3842889	. WASHER,FLAT,.62X1.31X.09 DA HDN. . . . .	2	EA
223	17	5340000467-00	SHACKLE . . . . .	2	EA
223	18	3967774	STRAP,WEBBING,60 IN . . . . .	3	EA
223	19	FCO18A	CROWFOOT ATTACHMENT,SOCKET WRENCH . . .	1	EA
223	20	N7560B6-36MM	CROWFOOT,36MM . . . . .	1	EA
223	21	12-6 CTX-S	ELBOW,PIPE TO TUBE . . . . .	1	EA

END OF FIGURE

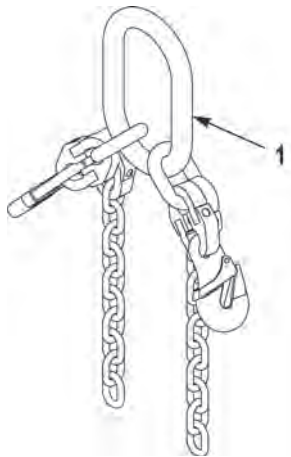




---

**FIELD AND SUSTAINMENT MAINTENANCE  
SPECIAL TOOLS LIST (M1245)**

---



**FIGURE 224 - SPECIAL TOOLS LIST (M1245)**

---

(1) FIG.	(2) ITEM	(3) PART NO.	(4) DESCRIPTION	(5) QTY.	(6) U/M
224	1	AC 2000 00331	FIG. 224 SPECIAL TOOLS LIST (M1245) SLING AND WIRE ROPE . . . . .	1	EA

END OF FIGURE



---

**FIELD AND SUSTAINMENT MAINTENANCE  
PART NUMBER TO NATIONAL STOCK NUMBER (NSN) CROSS REFERENCE**

---

Part Number	Cage Code	NSN
492.250	78505	5975-01-576-6376
2175	14153	5310-01-032-4169
2434	24975	5310-00-775-5139
2650	98441	4130-00-103-9185
2763	28520	5340-01-162-2871
2767	70485	5325-00-723-9519
2870	70485	5325-01-559-1755
06306	12195	2610-01-334-2694
07358	13548	6220-01-544-5789
07359	13548	6220-01-550-1399
07363	13548	6220-01-557-0642
07370	13548	6220-01-547-9043
07377	13548	6220-01-576-4585
11750	29944	5310-01-448-8280
14010	54905	2590-01-577-3254
14128	54905	2590-01-577-3243
15007	07RN5	6210-01-504-3962
16457	54905	6150-01-577-2139
16459	54905	6150-01-577-2150
16472	54905	6150-01-577-2162
18184	54905	5340-01-577-3493
18236	54905	6350-01-577-3967
18237	54905	6350-01-577-3965
18238	54905	5963-01-577-3640
18440	54905	2590-01-577-3237
18458	54905	6350-01-577-3969
19241	54905	5995-01-577-3635
19262	54905	5995-01-577-3637
19443	54905	5995-01-577-3636
19745	80201	5330-01-478-8714
19859	0Y3H3	5306-01-150-5884
19861	0Y3H3	5306-01-156-5429
19889	0Y3H3	5305-01-149-1935
19890	0Y3H3	5305-01-156-5440
19892	0Y3H3	5305-01-185-8668
19893	0Y3H3	5305-01-196-8088
19894	0Y3H3	5305-01-154-4323
20816	54905	6150-01-593-2839

Part Number	Cage Code	NSN
21080E00	55156	6150-01-589-6401
22904	0Y3H3	5305-01-150-7735
23146	0Y3H3	5305-01-555-4314
23263	0Y3H3	5305-01-589-6367
25216	0Y3H3	5305-01-589-6380
26316	0Y3H3	5305-01-589-6158
28846	3SPK0	5305-01-577-3360
28957	0Y3H3	5305-01-564-6941
28963	0Y3H3	5305-00-984-6211
29061	0Y3H3	5305-01-557-0254
32412	27646	5340-01-612-9449
33070	0Y3H3	5310-01-459-0790
33074	0Y3H3	5310-01-361-8388
33618	0Y3H3	5310-00-582-5965
33804	0Y3H3	5310-01-557-0705
33815	0Y3H3	5310-01-507-9756
33816	0Y3H3	5310-01-361-8387
33817	0Y3H3	5310-01-457-8573
33822	0Y3H3	5310-01-352-2754
33861	0Y3H3	5310-01-557-9450
36264	0Y3H3	5310-01-313-3480
37024	0Y3H3	5310-01-177-4625
37082	0Y3H3	5310-01-553-3072
37405	0Y3H3	5310-01-352-7732
37939	0Y3H3	5310-01-586-8635
39452	25735	5340-01-577-0685
39521	0Y3H3	5305-01-586-8651
39655	0Y3H3	5305-01-586-8652
39765	82647	5930-01-566-7806
40169	0Y3H3	5310-12-170-1315
40181	0Y3H3	5310-01-577-3483
42114	3SPK0	5340-01-583-8649
43481	0Y3H3	4030-01-589-6348
45213	0Y3H3	4010-01-587-3746
49000	07RN5	6240-01-539-5100
49100	07RN5	6220-01-539-5092
49200	07RN5	6220-01-566-0976
50116	62161	5331-01-571-4433
52112	13548	6150-01-578-7512
54905	19682	6160-01-579-0469
60247	62161	2590-01-577-3070



Part Number	Cage Code	NSN
70714	0Y3H3	5310-01-479-0552
70855	0Y3H3	5310-01-522-2959
70862	0Y3H3	5310-01-479-5890
71010	0Y3H3	5310-01-577-0475
71018	0Y3H3	5310-01-253-3157
71059	0Y3H3	5310-01-515-0382
71067	0Y3H3	5310-01-479-0637
71212	0Y3H3	5310-01-558-3843
71522	0Y3H3	5305-01-150-5886
71772	0Y3H3	5305-01-586-8477
72440	0Y3H3	5305-01-539-0823
72444	0Y3H3	5305-01-479-0910
72447	0Y3H3	5305-01-516-6726
72534	1QNZ3	5305-01-579-5721
72536	0Y3H3	5305-01-598-5257
73850	27646	5342-01-612-9448
78021	0Y3H3	5310-01-582-6325
80400	62161	5306-01-592-6619
80401	62161	5306-01-586-0706
80448	62161	5310-01-587-4617
83229	27646	3040-01-612-9452
83233	27646	3950-01-612-9450
85675	27646	2590-01-599-0200
95005	0Y3H3	5305-01-280-7901
95007	0Y3H3	5305-00-225-3842
95017	0Y3H3	5305-01-497-0397
95018	0Y3H3	5305-01-218-0940
95055	0Y3H3	5305-01-344-5532
95057	0Y3H3	5305-01-210-3848
95103	0Y3H3	5305-01-056-5448
95107	0Y3H3	5305-01-058-0611
95109	0Y3H3	5305-01-304-9375
95113	0Y3H3	5305-01-526-3178
95116	0Y3H3	5305-01-223-7034
95123	0Y3H3	5306-01-507-1575
95126	0Y3H3	5305-01-161-5501
95860	0Y3H3	5310-01-058-3183
95862	0Y3H3	5310-01-063-8970
96054	0Y3H3	5310-01-572-3897
96055	0Y3H3	5310-01-061-7452
96056	0Y3H3	5310-01-062-3379

Part Number	Cage Code	NSN
99702	13548	5340-01-578-7114
102382	30226	5310-01-354-2509
103359	1YF27	6150-01-586-8571
108074	15434	5310-00-757-6367
0110960	0Y3H3	5305-01-337-9120
110961	0Y3H3	5305-01-344-8899
111082	3V0Z0	5120-01-528-6247
112560	1PWR4	2510-01-589-6199
0123496	0Y3H3	5310-01-129-0450
123499	0Y3H3	5310-01-507-7561
0123500	0Y3H3	5310-01-061-5302
128186	52304	5305-01-479-0941
0142742	0Y3H3	5305-01-508-0996
0142772	0Y3H3	5305-01-156-9457
0142773	0Y3H3	5305-01-577-4926
0142774	0Y3H3	5305-01-242-0655
0142776	0Y3H3	5305-01-165-3297
0142807	0Y3H3	5306-01-211-6044
0142821	0Y3H3	5306-01-236-1585
142822	0Y3H3	5305-01-151-9947
147657	00RF9	5360-01-577-1384
0148496	0Y3H3	5305-01-586-8634
0155840	0Y3H3	5305-01-340-0225
155842	0Y3H3	5305-01-456-9449
155843	0Y3H3	5306-01-341-0712
0155848	0Y3H3	5306-01-287-5715
0155849	0Y3H3	5306-01-287-5714
0165928	0Y3H3	5315-01-589-6240
0169531	1QNZ3	5310-01-589-6168
0169670	0Y3H3	5310-01-478-8692
0171541	0Y3H3	5315-01-491-2021
192407	0Y3H3	5305-01-346-3692
0192408	0Y3H3	5310-01-346-9445
210043	4ZF82	2590-01-586-8795
231183	1XVN6	2540-01-589-2592
231184	1XVN6	2540-01-589-2599
231185	1XVN6	2540-01-589-2595
231188	1XVN6	2540-01-589-2608
231189	1XVN6	2540-01-589-2625
231260	1XVN6	2540-01-593-1149
231288	1XVN6	2540-01-593-1145

Part Number	Cage Code	NSN
244095	06853	5310-01-105-7229
277148	06853	4820-01-269-0349
298125	75915	5920-01-544-6382
0308082	0Y3H3	5310-01-589-6173
310008	4ZF82	5305-01-589-6332
441075	0N972	4730-01-473-0649
00444827	59793	5340-01-585-0226
00445038	59793	5340-01-577-4664
599791	1MVZ1	4460-01-284-2344
599796	52304	4820-01-599-6285
599805	52304	4820-01-283-3929
599807	52304	5331-01-456-9156
599812	52304	5360-01-599-6293
599817	52304	5305-01-599-6300
613578	30226	2540-01-593-7326
673214	52304	4820-01-599-6308
673215	1MVZ1	4820-01-475-4873
673236	1MVZ1	5331-01-592-6108
673345	52304	5930-01-446-9234
676573	1MVZ1	5331-01-592-6109
676745	1MVZ1	4820-01-599-6280
0708828	0Y3H3	5340-01-586-8586
0708834	0Y3H3	5120-01-479-9060
735263	07525	2990-01-577-1498
746775	1ZH68	5999-01-583-8602
801336	06853	2530-01-517-4444
801936	06853	4810-01-479-1006
820940	3R5K2	6350-01-567-0401
821700	3R5K2	6150-01-577-3686
821705	3R5K2	6150-01-578-5762
821710	3R5K2	6150-01-577-3687
821715	3R5K2	2510-01-577-3980
821750	3R5K2	5340-01-577-3331
822675	0Y3H3	4730-01-592-7378
0842132	78422	5945-01-577-3689
900080	3UKX4	2540-01-589-6122
900081	3UKX4	2540-01-589-6123
910600	3R5K2	4920-01-586-0831
910750	3R5K2	4820-01-586-0832
913850	3R5K2	4210-01-590-2129
913900	3R5K2	4210-01-583-8143

---

Part Number	Cage Code	NSN
1115636	1LW55	5945-00-855-7478
1317120	45152	5305-01-154-4323
1321600	45152	2540-01-131-6242
1325670	45152	5306-01-484-7208
1328772	11083	4910-01-362-2331
1333170	45152	5305-01-156-9457
1333510	45152	5310-01-340-5671
1334130	45152	5365-01-156-4160
1334320	45152	5310-01-161-9123
1336700	45152	5306-01-236-1585
1337430	45152	5305-01-152-4223
1337450	45152	5305-01-167-2401
1337720	45152	5305-01-156-5440
1350160	45152	5120-00-293-3309
1353990	45152	5340-01-158-2086
1360610	45152	4730-01-198-0780
1362550	45152	5120-00-224-1372
1362590	45152	5120-00-224-1390
1362660	45152	5120-01-522-0827
1362710	45152	8105-01-353-2497
1362730	45152	7510-00-889-3494
1376550	45152	5310-00-262-6355
1399990	45152	5305-01-344-4321
1402802	78422	6220-01-571-9802
1403120	45152	5305-01-218-0940
1410950	45152	5310-01-222-9097
1412370	45152	4730-00-125-7979
1416340	45152	5305-01-539-0823
1416350	45152	5305-01-507-8980
1429580	45152	4930-01-480-9063
1431210	45152	6350-00-102-4210
1433630	45152	5310-01-479-0794
1437220	45152	5310-01-288-1116
1448670	45152	5315-01-257-6181
1451270	45152	5340-01-210-1036
1451310	45152	5340-01-197-1196
1459630	45152	4730-01-103-4234
1461650	45152	5365-01-217-4133
1463620	45152	5340-01-224-8368
1468170	45152	5306-01-248-7765
1475400	45152	5315-01-249-9712

---

Part Number	Cage Code	NSN
1482410	45152	5340-01-446-7854
1488040	45152	5340-01-344-2107
1499830	45152	5305-01-249-8563
1503690	45152	5305-01-166-4410
1503740	45152	5305-01-577-5371
1505380	45152	5120-01-242-7218
1505610	45152	5340-01-363-7414
1510150	45152	5310-01-558-3951
1514640	45152	5305-01-347-9802
1516140	45152	5330-01-517-9793
1517250	45152	4730-01-318-9676
1529480	45152	4730-01-382-1646
1531470	45152	5975-01-354-7446
1532000	45152	5340-01-365-9712
1533100	45152	4010-00-575-6233
1533110	45152	4030-01-315-7354
1538800	45152	5315-01-340-1235
1542750	45152	5305-00-509-8103
1568400	45152	4730-01-307-3641
1571850	45152	5310-01-288-5096
1586940	45152	5340-01-419-1315
1589180	45152	4730-01-493-4320
1595640	45152	4730-00-277-8289
1598030	45152	5310-01-342-8595
1598550	45152	4730-01-569-7841
1598800	45152	4730-00-249-9714
1598970	45152	6350-01-319-9161
1600460	45152	5310-01-346-9445
1600750	45152	4730-00-278-8575
1605420	45152	5310-00-542-0087
1605640	45152	5310-01-383-7327
1605930	45152	5320-01-354-2549
1606140	45152	5305-01-344-8899
1610460	45152	4730-01-576-8834
1612440	45152	4210-01-324-2734
1614120	45152	5305-01-287-5714
1618510	45152	4730-00-256-4211
1619200	45152	4720-01-254-0189
1619280	45152	4730-00-202-6491
1622090	45152	5306-01-305-0224
1633090	45152	4730-01-280-8348

---

Part Number	Cage Code	NSN
1635440	45152	5340-01-576-8855
1638630	45152	4730-01-576-4525
1656090	45152	5305-01-504-7887
1657130	45152	5305-01-561-5710
1658580	45152	4730-01-281-1602
1667780	45152	5340-01-465-4050
1675420	45152	5930-01-319-5708
1680530	45152	5306-01-287-5715
1686050	45152	4730-01-283-8190
1717190	45152	5305-01-388-4129
1718020	45152	5310-01-577-3299
1728180	45152	6545-00-922-1200
1731310	45152	4730-01-335-2256
1732160	45152	4730-00-088-8666
1732170	45152	4730-00-044-4689
1732250	45152	4730-00-595-3108
1754140	45152	5305-01-337-9120
1754160	45152	5305-01-349-4188
1754210	45152	5305-01-340-0225
1754240	45152	5306-01-338-7270
1754250	45152	5306-01-552-6226
1754280	45152	5305-01-340-5061
1754290	45152	5305-01-352-2049
1754300	45152	5305-01-353-8268
1755590	45152	5340-01-336-7790
1756870	45152	5306-01-341-0712
1764650	45152	5305-01-346-3692
1769610	45152	5340-01-360-5354
1781190	45152	4730-01-280-8349
1781270	45152	4730-01-346-9736
1781290	45152	4730-01-281-1605
1783070	45152	4010-01-558-1973
1785300	45152	2540-01-357-6657
1785670	45152	5340-01-526-2614
1803200	45152	4730-01-282-5081
1856940	45152	4820-01-103-9641
1859770	45152	5305-00-050-9235
1864270	45152	4030-01-517-7356
1878250	45152	5340-01-507-9047
1885700	45152	2540-01-492-2989
1886180	45152	5310-01-558-3843

---

Part Number	Cage Code	NSN
1896890	45152	2530-01-353-3010
1907730	45152	4730-01-270-9594
1917720	45152	5305-01-599-0211
1919670	45152	5120-01-351-2074
1929590	07CS9	5961-01-364-1226
1931950	45152	5305-01-358-9250
1940480	45152	4730-01-338-2125
1944530	45152	5340-01-060-8686
1947470	45152	4730-00-287-4852
1955110	45152	5305-01-456-9449
1965340	45152	5306-01-255-1006
1970840	45152	5340-01-570-4015
1970850	45152	4730-01-329-9151
1970860	45152	4730-01-329-9147
1974430	45152	4730-01-576-8936
1976240	45152	4730-01-400-3145
1976250	45152	4730-01-398-8329
1978450	45152	5340-01-363-8489
1978490	45152	5305-01-479-0910
1984360	45152	4730-01-147-1671
2001470	45152	5930-01-480-9093
2004940	45152	4730-01-281-0980
2011160	45152	5330-01-478-7561
2014460	45152	5305-01-576-8976
2017380	45152	3110-00-227-4666
2017410	45152	3110-00-227-3729
2025970	45152	5325-01-411-3422
2025980	45152	5325-01-395-1247
2026010	45152	5310-01-413-3276
2026020	45152	5325-01-505-0478
2026030	45152	5325-01-483-7480
2026050	45152	4730-00-679-9766
2037350	45152	4030-01-576-9001
2041600	45152	4730-01-576-9057
2050120	45152	4810-01-577-3477
2052620	45152	4010-01-396-9451
2063240	45152	4730-00-277-8257
2064090	45152	5325-01-459-5008
2069350	45152	5340-01-394-4483
2071290	45152	2540-01-577-4453
2071300	45152	5340-01-576-9022



---

Part Number	Cage Code	NSN
2096860	45152	4730-00-200-0531
2099160	45152	5305-01-484-6563
2194510	45152	5305-01-459-1595
2195080	45152	4730-01-464-9105
2200920	45152	5305-01-524-6038
2201320	45152	5305-00-054-6656
2209580	45152	5330-01-480-2323
2214320	45152	5930-01-479-1219
2230600	45152	5310-01-517-1599
2230630	45152	5305-01-586-8626
2239370	45152	5310-01-586-8624
2239750	45152	5325-01-270-3721
2239930	45152	5310-01-479-3487
2249160	07XW8	5340-01-360-0950
2271920	45152	5305-01-336-6757
3000128	45152	2520-01-472-9143
3000213	45152	2530-01-479-1956
3000214	45152	2530-01-518-9314
3000216	45152	3020-01-480-2388
3000217	45152	3020-01-479-1865
3000218	45152	3020-01-479-1867
3000219	45152	3040-01-480-7071
3000220	45152	5340-01-523-2519
3000221	45152	5310-01-478-7312
3000228	45152	2530-01-523-2521
3000238	45152	2520-01-523-2522
3000240	45152	5315-01-555-8789
3000242	45152	5340-01-523-2852
3000243	45152	5310-01-523-2523
3000247	45152	5310-01-478-7231
3005302	45152	4730-01-473-0649
3005303	45152	4730-01-473-0650
3007908	45152	5340-01-380-9552
3008411	45152	5310-01-557-9450
3010085	49349	2910-01-577-0039
3014086	45152	2520-01-472-9149
3018993	45152	5305-01-586-8617
3018994	45152	5331-01-478-9901
3018998	45152	5325-01-479-2008
3018999	45152	5325-01-095-8663
3019000	45152	3110-01-478-7548

Part Number	Cage Code	NSN
3019001	45152	5330-01-480-2368
3019002	45152	5330-01-480-2335
3022634	45152	5365-01-480-2362
3022635	45152	5325-01-485-3170
3029251	45152	4820-01-333-1913
3039101	45152	5365-01-514-9489
3043144	45152	2530-01-479-1954
3043372	45152	3110-01-478-7551
3044538	45152	2530-01-515-3347
3044539	45152	2530-01-515-3346
3046111	45152	5310-01-479-2321
3051092	45152	4730-01-576-9097
3052427	45152	4730-01-576-9167
3052942	45152	5340-01-479-3383
3052964	45152	4820-01-269-0349
3055733	45152	4810-01-479-1006
3058553	45152	5340-01-478-6404
3061982	45152	5120-01-480-2320
3063009	45152	5930-01-479-1315
3063867	45152	5340-01-515-0215
3064236	45152	5895-01-430-3474
3064786	45152	5305-01-478-8707
3064940	45152	4810-01-479-1062
3065099	45152	5935-01-480-2382
3065231	45152	4730-01-485-3220
3065318	45152	2520-01-515-7020
3065419	45152	5985-01-480-2392
3071049	45152	5305-01-576-9195
3107617	45152	4730-01-563-7625
3115250	45152	5325-01-558-9281
3115401	45152	5945-01-473-0653
3115488	45152	5365-01-071-8261
3117509	45152	4720-01-522-1885
3117510	45152	4720-01-540-1326
3138632	45152	5310-01-514-1686
3159894	45152	4730-01-481-6013
3159926	45152	2530-01-479-1014
3165373	45152	5331-01-523-4263
3165395	45152	5305-01-478-7422
3172121	45152	4730-01-569-6615
3175727	45152	4730-01-517-1578

---

Part Number	Cage Code	NSN
3175843	45152	9390-01-085-2839
3179517	45152	5315-01-479-2013
3183513	45152	5310-01-485-3166
3183663	45152	5310-01-479-0552
3183697	45152	5305-01-507-9044
3192887	45152	5340-01-479-4552
3195169	45152	2530-01-536-6858
3195171	45152	2530-01-536-6859
3195197	45152	3130-01-523-0864
3196631	45152	3120-01-480-2393
3197986	45152	2540-01-576-9209
3200300	27372	1045-00-433-7957
3200678	45152	6150-01-565-1694
3202968	45152	4730-01-451-8703
3202971	45152	4730-01-542-7625
3204880	45152	4730-01-521-2364
3207384	45152	4730-01-576-9408
3212308	45152	6130-01-474-5985
3212330	45152	4730-01-561-5833
3212331	45152	4730-01-568-3212
3226772	45152	5340-01-565-6142
3228690	45152	5920-01-544-6382
3236733	45152	4730-01-576-9426
3239290	45152	3120-01-580-1072
3242634	45152	2540-01-507-9504
3242637	45152	5315-01-479-2015
3242638	45152	3120-01-513-3051
3242639	45152	3120-01-513-3361
3242640	45152	5330-01-471-6993
3242641	45152	2910-01-472-9624
3243049	45152	5305-01-424-0075
3243762	45152	5330-01-478-8711
3243764	45152	3110-00-138-9993
3243766	45152	3110-00-138-9994
3243769	45152	5330-01-480-2369
3243772	45152	5340-01-523-2925
3243773	45152	3110-01-478-7556
3244022	45152	5310-01-478-8697
3244023	45152	5310-01-478-7314
3244024	45152	5310-01-478-7397
3244025	45152	5331-01-478-9898

---

Part Number	Cage Code	NSN
3244027	45152	3110-01-576-9437
3244028	45152	5365-01-478-8681
3244032	45152	5315-01-523-3174
3244035	45152	2520-01-480-9086
3244038	45152	5305-01-478-7424
3244039	45152	5305-01-478-8704
3244040	45152	5305-01-478-7428
3244044	45152	5310-01-478-8699
3244046	45152	5365-01-478-7192
3244460	45152	5365-00-031-2247
3244461	45152	5365-01-480-7797
3244462	45152	5307-01-479-2023
3244466	45152	4730-01-478-7143
3244467	45152	5340-01-478-6423
3244468	45152	5340-01-478-6434
3244470	45152	5325-01-479-2012
3244528	45152	5325-01-120-9463
3244529	45152	5325-01-479-0774
3244542	45152	2590-01-576-9496
3245267	45152	5325-01-471-8149
3246376	45152	6220-01-482-9850
3247661	45152	5340-01-517-1134
3247664	45152	5340-01-517-1138
3247665	45152	5340-01-515-1912
3247676	45152	2520-01-520-6589
3247677	45152	3040-01-520-6693
3247678	45152	2520-01-514-9473
3247696	45152	4730-01-555-4274
3249869	45152	3120-01-479-3962
3250827	45152	4730-01-478-7147
3250957	45152	6150-01-480-9046
3250958	45152	6150-01-480-9037
3252183	45152	5120-01-416-8568
3252191	45152	2590-01-479-1955
3252192	45152	2590-01-480-7077
3252491	45152	5325-01-523-1231
3252542	45152	5305-01-479-4581
3256916	45152	5340-01-480-1128
3258323	45152	5330-01-478-8714
3263065	45152	5310-01-479-0598
3263068	45152	5310-01-479-0618

---

Part Number	Cage Code	NSN
3264193	45152	5310-01-576-9513
3264998	45152	5340-01-479-3381
3266307	45152	5310-01-478-8687
3266308	45152	5310-01-478-8689
3266309	45152	5310-01-478-7218
3266310	45152	5310-01-479-0716
3266311	45152	5310-01-478-7222
3266312	45152	5305-01-478-8705
3266313	45152	5305-01-485-3649
3266314	45152	5305-01-478-7431
3266316	45152	5305-01-479-0981
3266317	45152	5305-01-479-0703
3266318	45152	5305-01-478-7411
3266319	45152	5305-01-479-0718
3266320	45152	5305-01-495-5221
3266321	45152	5305-01-479-0686
3266358	45152	5305-01-480-9001
3266474	45152	5310-01-479-0608
3266475	45152	5310-01-565-7179
3266481	45152	5305-01-480-7045
3268671	45152	5305-01-479-0725
3268673	45152	5305-01-480-2359
3268674	45152	5310-01-479-0662
3268682	45152	5310-01-479-0616
3268850	45152	4330-01-479-4561
3268873	45152	5306-01-479-0689
3268915	45152	5305-01-479-0904
3268916	45152	5305-01-479-0856
3268943	45152	5305-01-479-0675
3268944	45152	5310-01-539-6419
3268945	45152	5310-01-479-0659
3268980	45152	5305-01-479-0574
3268981	45152	5305-01-479-0862
3268987	45152	5310-01-478-8700
3268990	45152	5305-01-517-2054
3270027	45152	5305-01-500-8973
3270088	45152	5310-01-479-4584
3270413	45152	5315-01-515-0840
3271526	45152	5310-01-479-0777
3271529	45152	5310-01-479-5906
3271560	45152	5305-01-480-2358

Part Number	Cage Code	NSN
3271564	45152	5305-01-479-0679
3271643	45152	5305-01-479-0906
3271705	45152	5340-01-388-0948
3271706	45152	5306-01-478-6357
3271736	45152	5310-01-479-0620
3273024	45152	5305-01-479-0684
3273027	45152	5305-01-480-2361
3273029	45152	5310-01-480-2353
3273049	45152	4730-00-326-2475
3273096	45152	5325-01-480-3995
3273177	45152	5305-01-479-0841
3273185	45152	5305-01-479-0903
3273186	45152	5310-01-479-5916
3273253	45152	3040-01-522-0725
3274543	45152	5305-01-479-0914
3274614	45152	5310-01-483-1389
3274628	45152	5305-01-555-4277
3274665	45152	2540-01-593-1152
3274699	45152	5310-01-516-7151
3274827	45152	4720-01-479-0519
3274828	45152	4720-01-479-0518
3276295	45152	5930-01-557-7726
3276356	45152	5310-01-557-0558
3276391	45152	4730-01-280-8331
3277901	45152	5340-01-537-4219
3277971	45152	4730-00-196-1974
3278078	45152	5310-01-479-5912
3278849	45152	4730-01-536-4194
3278850	45152	4730-01-523-2838
3278917	45152	5305-01-485-3136
3280671	45152	5310-01-514-1681
3281203	45152	5310-01-512-6154
3281754	45152	5305-01-478-7414
3283677	45152	2530-01-479-1952
3286527	45152	2590-01-475-5442
3286528	45152	5340-01-523-7335
3286529	45152	5340-01-537-4326
3288115	45152	5305-01-479-2919
3289282	45152	5320-01-491-1441
3289295	45152	5365-01-523-7336
3289296	45152	5365-01-523-7338

---

Part Number	Cage Code	NSN
3289329	45152	5365-01-571-1246
3292762	45152	5330-01-480-7046
3292793	45152	5305-01-478-8709
3294622	45152	5315-01-480-9649
3294693	45152	5730-01-512-0685
3298841	45152	5120-01-480-2328
3301199	45152	5305-01-500-0162
3301273	45152	5340-01-495-2146
3301786	45152	5310-01-479-2912
3301787	45152	5310-01-479-2915
3301788	45152	5120-01-480-2322
3301883	45152	3110-01-273-0046
3304460	45152	5340-01-479-9041
3304535	45152	5310-01-479-5896
3304540	45152	5310-01-479-2858
3304541	45152	5315-01-555-5462
3310447	45152	2530-01-479-1968
3310492	45152	5940-01-570-5078
3310493	45152	5940-01-507-8941
3313111	45152	5310-01-525-7683
3315591	45152	5340-01-495-2197
3320108	45152	3950-01-154-6794
3321341	45152	5340-01-561-7338
3321432	45152	5325-01-479-2006
3322403	45152	5305-01-503-3311
3322427	45152	5310-01-492-5550
3324916	45152	5315-01-491-1432
3325071	45152	5305-01-485-4004
3329830	45152	5310-01-491-1453
3333110	45152	5310-01-515-2427
3334964	45152	4730-01-191-9701
3336790	45152	5365-01-485-3162
3336840	45152	6230-00-264-8261
3336964	45152	7240-00-177-6154
3337036	45152	5360-01-514-0896
3337046	45152	5305-01-528-8102
3337875	45152	5365-01-485-3138
3338757	45152	3120-01-480-2389
3340967	45152	2530-01-472-9842
3344603	45152	4010-01-508-0924
3345863	45152	4820-01-515-1610



---

Part Number	Cage Code	NSN
3345864	45152	2530-01-517-4444
3347513	45152	5305-01-515-1744
3350026	45152	5305-01-539-5422
3350063	45152	4730-01-517-8524
3350279	45152	5120-01-480-2324
3351597	45152	5120-01-485-3173
3352956	45152	5315-01-491-2021
3353278	45152	2530-01-485-3168
3353279	45152	3040-01-479-2341
3354292	45152	2520-01-513-3005
3354362	45152	2520-01-523-7345
3354471	45152	5340-01-555-4278
3355341	45152	4730-01-491-2023
3357403	45152	2540-01-523-4656
3357407	45152	2540-01-523-4657
3357409	45152	2540-01-523-4659
3362650	45152	5310-01-514-9914
3363968	45152	5310-01-515-1480
3367800	45152	5305-01-478-7417
3368775	45152	5305-01-513-5412
3368965	45152	5310-01-478-8692
3369823	45152	2520-01-481-0382
3379668	45152	5315-01-520-6541
3382847	45152	6220-01-516-4926
3384715	45152	5310-01-515-1176
3384716	45152	5305-01-507-3386
3384717	45152	5305-01-515-1162
3388047	45152	2530-01-471-6991
3390992	45152	5315-01-500-5324
3392517	45152	5325-01-576-9601
3394275	45152	5306-01-507-6008
3400915	45152	5340-01-507-2120
3406240	45152	5315-01-490-7325
3406259	45152	2540-01-500-5325
3406264	45152	2530-01-520-6537
3407100	45152	5305-01-589-6461
3410491	45152	5310-01-514-0985
3414914	45152	5310-01-587-3737
3415050	45152	5365-01-471-8147
3418751	45152	5305-01-500-0165
3418752	45152	5310-01-500-0163

---

Part Number	Cage Code	NSN
3418753	45152	5310-00-811-1377
3418754	45152	5305-01-500-0177
3418755	45152	5305-01-500-0169
3420427	45152	5340-01-507-2655
3421185	45152	5310-01-500-0149
3421514	45152	9905-01-523-4661
3429391	45152	5305-01-508-0996
3433599	45152	5310-01-522-2959
3436648	45152	5305-01-539-0984
3436663	45152	5305-01-539-3170
3436665	45152	5310-01-516-7873
3436668	45152	5310-01-553-3474
3436673	45152	5310-01-023-0380
3436678	45152	5310-01-516-8186
3436679	45152	5310-01-523-7328
3436680	45152	5310-01-562-1324
3436682	45152	5310-01-555-5524
3437778	45152	5305-01-514-9748
3440113	45152	5305-01-593-1143
3442484	45152	5305-01-513-5378
3442534	45152	4030-01-504-7788
3447252	45152	4730-00-023-5163
3447389	45152	4730-01-577-4462
3449560	45152	2520-01-474-5707
3455011	45152	2530-00-827-5934
3456083	45152	5340-01-525-9075
3462601	45152	5365-01-558-4810
3466312	45152	2530-01-539-2751
3467903	45152	3040-01-514-0477
3467922	45152	5305-01-507-3270
3469182	45152	2530-01-576-4513
3469183	45152	2530-01-538-0322
3478412	45152	5305-01-577-3509
3479345	45152	3040-01-538-0338
3483847	45152	5305-01-516-6317
3489849	45152	5330-01-540-8191
3490642	45152	5310-01-516-9017
3490658	45152	4130-01-517-7298
3490659	45152	5930-01-515-1963
3491955	45152	5305-01-479-0558
3494194	45152	7920-00-269-1259

---

Part Number	Cage Code	NSN
3498579	45152	5325-01-559-1755
3506740	45152	4820-01-373-2653
3511453	0Y3H3	5305-01-563-1280
3512488	45152	2530-01-522-0789
3512489	45152	2530-01-522-0790
3516626	45152	2520-01-558-3247
3516707	45152	5305-01-564-2169
3516722	45152	6220-01-511-0617
3521576	45152	5305-01-576-9765
3524715	45152	4720-01-576-9782
3526961	45152	5940-01-514-9325
3529255	45152	5340-01-485-3243
3529488	45152	4720-01-577-5467
3534214	45152	2530-01-558-4921
3534436	45152	5305-01-580-1055
3535425	45152	5310-01-585-5672
3536388	45152	4730-01-572-9727
3536391	45152	4730-01-569-2720
3536394	45152	4730-01-572-1023
3536396	45152	4730-01-577-2141
3536397	45152	4730-01-562-4431
3536399	45152	4730-01-569-7832
3536405	45152	4730-01-577-2155
3536408	45152	4730-01-576-9808
3536413	45152	4730-01-577-2165
3536418	45152	4730-01-528-1420
3536419	45152	4730-01-572-8200
3536420	45152	4730-01-572-5350
3536421	45152	4730-01-574-6881
3536422	45152	4730-01-568-0733
3536423	45152	4730-01-568-7856
3536424	45152	4730-01-572-4932
3536426	45152	4730-01-525-4250
3536427	45152	4730-01-572-3925
3536428	45152	4730-01-577-0330
3536429	45152	4730-01-562-3855
3536431	45152	4730-01-574-3968
3536432	45152	4730-01-577-2117
3536435	45152	4730-01-572-6297
3536436	45152	4730-01-574-4277
3536437	45152	4730-01-586-8486

---

Part Number	Cage Code	NSN
3536443	45152	4730-01-572-9656
3536452	45152	4730-01-573-1925
3536453	45152	4730-01-572-4945
3536459	45152	4730-01-572-8956
3536461	45152	4730-01-574-3337
3536462	45152	4730-01-569-3717
3536463	45152	4730-01-572-2011
3536464	45152	4730-01-565-5264
3536467	45152	4730-01-574-0819
3536468	45152	4730-01-572-4926
3536469	45152	4730-01-577-0216
3536470	45152	4730-01-572-7814
3536471	45152	4730-01-577-0280
3536558	45152	5306-01-522-5386
3541796	45152	5305-01-559-5058
3548043	45152	4730-01-577-3625
3556998	45152	5310-01-558-4721
3558950	45152	6220-01-516-1292
3560069	45152	4710-01-577-2324
3560070	45152	4710-01-577-2328
3565378	45152	5310-01-599-0245
3565442	45152	4710-01-577-2339
3565443	45152	4710-01-577-2348
3569274	45152	5340-01-558-3370
3572787	45152	4730-01-562-1269
3572788	45152	4730-01-552-4117
3575237	45152	2530-01-479-4569
3575238	45152	2530-01-479-4567
3575311	45152	3120-01-480-7079
3576174	45152	5905-01-558-7995
3580162	45152	5305-01-535-3037
3582065	45152	5305-01-589-6246
3582514	45152	4730-01-577-3572
3582923	45152	5310-01-577-0554
3584325	45152	5310-01-554-5417
3606658	45152	4730-01-577-3587
3616524	45152	2540-01-577-3937
3616603	45152	5310-01-570-7867
3616604	45152	5310-01-571-0181
3617956	45152	2530-01-539-1013
3617957	45152	2530-01-539-1066

Part Number	Cage Code	NSN
3618946	45152	5305-01-577-2778
3620332	45152	5340-01-474-3662
3622419	45152	6150-01-558-4912
3630961	45152	5330-01-577-4964
3632202	45152	4720-01-577-4173
3638450	45152	5999-01-559-0574
3641481	45152	5310-01-558-6145
3642563	45152	5920-01-556-0912
3649291	45152	5360-01-555-1365
3659321	45152	2530-01-562-4624
3660751	45152	5340-01-170-1294
3661130	45152	5305-01-575-0862
3662183	45152	6220-01-566-0985
3664500	45152	2540-01-562-0744
3665718	45152	6220-01-577-2302
3668837	45152	7690-01-568-2304
3670713	45152	5330-01-446-3786
3671954	45152	5625-01-583-8596
3672084	45152	5340-01-577-0685
3672170	45152	5340-01-577-0176
3674232	45152	6220-01-577-2295
3674582	45152	2815-01-576-4512
3674661	45152	4720-01-577-3546
3678834	45152	4810-01-577-0640
3678954	45152	2815-01-465-0951
3680157	45152	5306-01-539-2412
3680471	45152	5340-01-577-4840
3681616	45152	2590-01-577-0066
3683119	45152	6115-01-555-6342
3686602	45152	2920-01-460-4019
3692332	45152	5305-01-558-4266
3693455	45152	4820-01-566-9557
3701140	45152	5305-01-143-9695
3702790	45152	3020-01-568-4497
3703936	45152	5331-01-469-7607
3705611	45152	5340-01-566-3463
3716084	45152	4730-01-463-2091
3716184	45152	5310-01-577-0475
3717382	45152	4730-01-577-2126
3717383	45152	4730-01-263-3084
3719859	45152	5305-01-589-6218

---

Part Number	Cage Code	NSN
3719877	45152	5310-01-557-0705
3719882	45152	5310-01-582-3786
3719886	45152	4730-01-126-9758
3721304	45152	6220-01-555-5625
3721588	45152	2910-01-519-3768
3721784	45152	5365-01-589-6170
3725565	45152	2590-01-585-5681
3726093	45152	2990-01-576-8291
3729473	45152	5310-01-589-6505
3741569	45152	2910-01-576-8332
3741647	45152	2910-01-576-8378
3743338	45152	5306-01-592-4062
3746495	45152	2910-01-576-8397
3748296	45152	4720-01-576-8446
3749705	45152	4730-01-576-9420
3754523	45152	2910-01-576-8510
3768812	45152	2520-01-539-2851
3775040	45152	2990-01-576-8671
3782464	45152	4730-01-576-8703
3782474	45152	6685-01-576-8757
3782599	45152	5925-01-577-4913
3785342	45152	5365-01-593-1187
3792706	45152	5340-01-586-8489
3796841	45152	5940-01-576-8790
3798021	45152	6220-01-571-9802
3799167	45152	2520-01-576-4517
3803524	45152	5305-01-576-8823
3803553	45152	5305-01-576-8978
3808616	45152	4730-01-574-6847
3811993	45152	3110-01-578-8184
3814331	45152	2540-01-543-0747
3815269	45152	4240-01-542-8160
3816908	45152	7690-01-586-8499
3817191	45152	2520-01-582-5523
3817321	45152	6680-01-576-4521
3817369	45152	2590-01-576-9069
3817373	45152	5330-01-577-0536
3817499	45152	3040-01-577-4985
3817500	45152	3040-01-577-4976
3817556	45152	2540-01-576-9491
3818030	45152	5305-01-576-9469

---

Part Number	Cage Code	NSN
3818080	0Y3H3	5305-01-587-3740
3818101	45152	2540-01-586-8443
3818102	45152	6140-01-378-8232
3818173	45152	4710-01-576-9569
3818339	45152	2510-01-577-0547
3818351	45152	2520-01-576-4516
3818364	45152	2590-01-577-1064
3818380	45152	2610-01-552-5577
3818436	45152	4820-01-576-9611
3818463	45152	5365-01-577-0608
3818476	45152	2510-01-576-4520
3818477	45152	2510-01-576-4522
3818479	45152	2510-01-576-4523
3818480	45152	2510-01-576-4524
3819141	45152	2590-01-577-0653
3819147	45152	2530-01-577-0670
3819149	45152	3950-01-576-4526
3819243	45152	4930-00-204-2550
3819244	45152	8105-01-439-6178
3819246	45152	5140-00-473-6256
3819247	45152	7240-01-337-5268
3819249	45152	7240-00-089-3827
3819250	45152	2540-01-500-6119
3819253	45152	5120-01-335-1050
3819254	45152	5120-00-022-9797
3819258	45152	7510-01-065-0166
3819260	45152	7240-00-559-7364
3819261	45152	4910-01-038-2820
3819262	45152	5120-00-061-8546
3819263	45152	5120-00-243-2957
3819264	45152	5120-00-230-6385
3819267	45152	5120-01-335-1508
3819269	45152	5340-01-408-8452
3819270	45152	8345-00-174-6865
3819271	45152	5120-00-239-8251
3819272	45152	5120-00-223-7397
3819274	45152	4030-01-187-0964
3819275	45152	2510-01-321-1221
3819314	45152	5120-01-398-7937
3819315	45152	5120-00-189-7932
3819316	45152	5120-00-189-7946



---

Part Number	Cage Code	NSN
3819317	45152	5120-00-189-7985
3819318	45152	5120-00-189-7934
3819320	45152	5130-00-714-0600
3819321	45152	5120-01-349-1042
3819322	45152	5120-01-398-8033
3819323	45152	5120-01-398-7943
3819324	45152	5120-01-348-9035
3819325	45152	5120-01-348-9037
3819326	45152	5120-01-398-7919
3819327	45152	4910-01-577-1432
3819329	45152	5120-00-240-5328
3819331	45152	5120-00-243-7328
3819333	45152	5130-01-400-0196
3819334	45152	5120-00-243-2419
3819335	45152	5120-00-316-9217
3819356	45152	2510-01-577-5859
3819359	45152	5365-01-577-1241
3819371	45152	5360-01-577-1384
3819417	45152	2530-01-576-5896
3819437	45152	2590-01-577-0789
3819513	45152	2510-01-577-0809
3819514	45152	2590-01-577-0822
3819515	45152	2510-01-577-0864
3819516	45152	2590-01-577-0869
3819517	45152	2590-01-577-0873
3819519	45152	5330-01-577-0895
3819531	45152	2940-01-576-4529
3819533	45152	5935-01-577-1614
3819534	45152	5365-01-577-1639
3819535	45152	5975-01-577-1651
3819536	45152	5975-01-577-1743
3819571	45152	2590-01-577-0913
3819572	45152	2590-01-577-0923
3819581	45152	5306-01-577-3631
3819582	45152	5340-01-576-8975
3819592	45152	3110-01-576-9659
3819598	45152	3020-01-577-1578
3819599	45152	3020-01-577-1608
3819620	45152	2990-01-577-1498
3819621	45152	2990-01-577-1511
3819647	45152	2520-01-577-1658

---

Part Number	Cage Code	NSN
3819648	45152	2520-01-576-4528
3819783	45152	5340-01-576-8961
3819825	45152	4720-01-577-1412
3819830	45152	5975-01-576-9733
3819835	45152	2540-01-576-4532
3820378	45152	5340-01-577-0557
3820409	45152	2990-01-577-5449
3820420	45152	2990-01-576-9890
3820439	45152	5340-01-577-0327
3820461	45152	5340-01-577-0207
3820462	45152	4710-01-577-0804
3820480	45152	2590-01-577-1865
3820493	45152	5340-01-577-0597
3820496	45152	5340-01-576-8880
3820497	45152	5340-01-577-0357
3820498	45152	5340-01-577-0455
3820501	45152	5340-01-577-0625
3820505	45152	2510-01-576-4534
3820533	45152	2590-01-577-5448
3820545	45152	5945-01-543-1127
3820571	45152	5340-01-577-0369
3820572	45152	5340-01-577-0383
3820573	45152	5340-01-577-0392
3820579	45152	2520-01-577-1872
3820580	45152	2520-01-577-1885
3820584	45152	5340-01-576-9834
3820589	45152	5340-01-577-4110
3820590	45152	5340-01-577-0402
3820591	45152	5340-01-577-0405
3820595	45152	5340-01-577-0396
3820641	45152	2520-01-576-4535
3820655	45152	5340-01-576-9214
3820664	45152	5340-01-577-0638
3820665	45152	5340-01-577-0644
3820695	45152	5340-01-577-0652
3820781	45152	5365-01-576-9589
3820782	45152	2815-01-582-4073
3820783	45152	5340-01-576-9224
3820784	45152	5340-01-576-9238
3820785	45152	5340-01-577-2440
3820790	45152	5340-01-577-0647

---

Part Number	Cage Code	NSN
3820794	45152	5340-01-576-8838
3820796	45152	5325-01-576-9166
3820854	45152	2540-01-577-2263
3820874	45152	5995-01-577-1088
3820877	45152	5340-01-577-0525
3821303	45152	5340-01-576-9900
3821304	45152	5340-01-576-9910
3821396	45152	4730-00-050-4208
3821462	45152	5995-01-577-0914
3821504	45152	5340-01-577-1363
3821630	45152	2590-01-587-7881
3821638	45152	4720-01-577-4389
3821639	45152	4720-01-577-5270
3821642	45152	2590-01-577-1376
3821643	45152	5340-01-577-0548
3821681	45152	5340-01-576-8888
3821682	45152	2540-01-577-5271
3821693	45152	5340-01-576-8858
3821694	45152	5340-01-576-8870
3822214	45152	5995-01-577-0955
3822243	45152	5340-01-576-8833
3822244	45152	5340-01-576-8850
3822312	45152	2930-01-577-1439
3822340	45152	5365-01-576-9845
3822341	45152	2590-01-577-1397
3822410	45152	2930-01-577-1554
3822416	45152	5365-01-576-9793
3822417	45152	5365-01-576-9818
3822425	45152	5307-01-576-9144
3822434	45152	6110-01-576-4618
3822528	45152	4710-01-576-4531
3822541	45152	5340-01-577-0603
3822542	45152	5340-01-577-0612
3822558	45152	4710-01-576-4533
3822559	45152	4710-01-576-4536
3822560	45152	4720-01-577-0691
3822568	45152	2540-01-577-5293
3822573	45152	2541-01-577-4064
3822600	45152	5340-01-577-0616
3822604	45152	5995-01-577-0970
3822664	45152	5325-01-577-0534

---

Part Number	Cage Code	NSN
3822678	45152	2540-01-577-0067
3822746	45152	5340-01-577-0621
3822780	45152	5995-01-577-1043
3822788	45152	2590-01-583-8983
3822789	45152	5340-01-576-8891
3822790	45152	5340-01-576-8952
3822791	45152	5340-01-577-4096
3822792	45152	5340-01-577-4104
3822793	45152	4710-01-577-0790
3823230	45152	2530-01-577-0501
3823239	45152	5340-01-576-9200
3823255	45152	2540-01-577-2318
3823292	45152	4720-01-577-2156
3823317	0Y3H3	5310-01-577-2561
3823336	45152	5305-01-577-2682
3823337	45152	5305-01-577-2857
3823343	45152	5340-01-577-2842
3823344	45152	5340-01-577-3025
3823345	45152	5340-01-577-3202
3823346	45152	5340-01-577-3229
3823385	45152	2540-01-577-5822
3823386	45152	2540-01-577-5823
3823402	45152	3030-01-576-4544
3823403	45152	3030-01-576-4547
3823420	45152	2540-01-577-5832
3823421	45152	2540-01-577-3957
3823425	45152	4130-01-577-3633
3823448	45152	2590-01-577-3632
3823457	45152	5360-01-577-3289
3823565	45152	2510-01-577-3956
3823616	45152	2540-01-517-5284
3823629	45152	6150-01-577-3955
3823630	45152	6150-01-577-3958
3823631	45152	6150-01-577-3959
3823632	45152	6150-01-577-3960
3823633	45152	6150-01-577-3961
3823645	45152	5340-01-577-3319
3823647	45152	5995-01-577-3634
3823651	45152	6150-01-577-3962
3823652	45152	6150-01-577-3963
3823658	45152	2540-01-576-4613

---

Part Number	Cage Code	NSN
3823660	45152	6150-01-577-3964
3823688	45152	5340-01-577-3354
3823690	45152	2990-01-598-7539
3823691	45152	4720-01-577-2698
3823692	45152	4720-01-577-2723
3823697	45152	5995-01-577-3635
3823698	45152	5995-01-577-3636
3823699	45152	5995-01-577-3637
3823763	45152	2540-01-577-5835
3823957	45152	5340-01-577-3375
3824084	45152	5340-01-577-3432
3824085	45152	5340-01-577-3487
3824092	45152	2540-01-577-3639
3824641	45152	5963-01-577-3640
3824643	45152	6350-01-577-3965
3824644	45152	6350-01-577-3967
3824645	45152	5340-01-577-3441
3824651	45152	6350-01-577-3969
3824652	45152	5340-01-577-3493
3824662	45152	5340-01-586-8552
3824683	45152	5340-01-577-3796
3824688	45152	5340-01-577-4069
3824693	45152	4720-01-577-2799
3824750	45152	4720-01-577-3087
3824796	45152	5340-01-577-3819
3824843	45152	2540-01-577-3641
3824846	45152	4720-01-576-4543
3824847	45152	4720-01-576-4545
3824932	45152	2510-01-577-5301
3824933	45152	2510-01-577-5451
3824955	45152	5307-01-577-3470
3824996	45152	5340-01-577-2579
3825000	45152	5340-01-577-2623
3825017	45152	4720-01-576-4548
3825019	45152	4720-01-577-3100
3825020	45152	4720-01-576-4549
3825085	45152	5340-01-577-2635
3825100	45152	4730-01-577-3149
3825101	45152	2540-01-582-7349
3825114	45152	4730-01-578-5872
3825115	45152	4730-01-577-3205

---

Part Number	Cage Code	NSN
3825130	45152	2590-01-577-3970
3825190	45152	6150-01-576-4550
3825222	45152	2510-01-577-3643
3825241	45152	4720-01-577-3224
3825245	45152	4710-01-577-3236
3825269	45152	2590-01-577-3971
3825270	45152	2590-01-577-3972
3825296	45152	2930-01-577-3644
3825317	45152	5340-01-577-2654
3825320	45152	5340-01-577-2679
3825914	45152	2540-01-577-3973
3825916	45152	2540-01-577-3645
3825954	45152	2590-01-577-3974
3825967	45152	5340-01-577-2717
3825968	45152	5340-01-577-2733
3825969	45152	5340-01-577-2749
3825970	45152	5340-01-577-2772
3825996	45152	3940-01-577-3646
3826019	45152	5340-01-577-2823
3826039	45152	5340-01-577-2856
3826040	45152	5340-01-577-3082
3826096	45152	5340-01-577-3111
3826137	45152	2590-01-577-3975
3826156	45152	4030-01-251-7677
3826161	45152	2510-01-577-3647
3826162	45152	2510-01-577-3648
3826185	45152	2510-01-577-4086
3826220	45152	5340-01-577-3138
3826221	45152	5340-01-577-3172
3826230	45152	2510-01-577-3650
3826233	45152	2590-01-577-3976
3826240	45152	2540-01-577-4079
3826272	45152	5355-01-577-3246
3826297	45152	2590-01-577-0538
3826323	45152	4720-01-577-5275
3826324	45152	4720-01-576-8728
3826891	45152	5310-01-443-6944
3827052	45152	6150-01-576-9422
3827068	45152	2640-01-577-5284
3827189	45152	2510-01-577-5507
3827221	45152	6150-01-577-2774

---

Part Number	Cage Code	NSN
3827228	45152	6150-01-577-2785
3827251	45152	4030-01-577-2808
3827253	45152	5985-01-577-2812
3827333	45152	6150-01-577-2814
3827367	45152	2540-01-577-0620
3827368	45152	2540-01-577-0627
3827942	45152	2815-01-577-2820
3827954	45152	2510-01-577-1846
3828007	45152	2590-01-577-2826
3828169	45152	6150-01-577-1888
3828170	45152	6150-01-577-1890
3828171	45152	6150-01-577-1891
3828172	45152	6150-01-577-1893
3828173	45152	6150-01-577-1897
3828174	45152	6150-01-577-1899
3828175	45152	6150-01-577-1908
3828176	45152	6150-01-577-1909
3828178	45152	6150-01-577-1910
3828179	45152	6150-01-577-1912
3828180	45152	6150-01-577-1916
3828313	45152	4710-01-577-3052
3828332	45152	4210-01-577-3170
3828336	45152	2590-01-577-3237
3828348	45152	2910-01-577-4957
3828350	45152	2510-01-577-5456
3828363	45152	5340-01-577-1950
3828373	45152	5340-01-577-1978
3828398	45152	2590-01-576-4553
3828466	45152	5340-01-577-1987
3828467	45152	5340-01-577-1994
3829056	45152	5340-01-577-1999
3829057	45152	2541-01-576-4551
3829058	45152	2541-01-576-4552
3829059	45152	2541-01-576-4555
3829060	45152	2541-01-576-4554
3829061	45152	2541-01-576-4556
3829064	45152	4730-01-577-2022
3829086	45152	5340-01-577-2032
3829111	45152	5365-01-577-2046
3829112	45152	5365-01-577-2051
3829113	45152	5365-01-577-2054



---

Part Number	Cage Code	NSN
3829150	45152	2540-01-577-5455
3829151	45152	2540-01-577-5457
3829152	45152	2540-01-577-5458
3829153	45152	2540-01-577-5280
3829154	45152	2540-01-577-5459
3829157	45152	2540-01-577-5460
3829161	45152	2510-01-577-5506
3829162	45152	2540-01-576-4557
3829163	45152	2540-01-576-4558
3829164	45152	2540-01-576-4561
3829168	45152	4730-01-577-2103
3829194	45152	2530-01-577-2108
3829201	45152	2510-01-577-5508
3829202	45152	2510-01-577-5509
3829204	45152	2510-01-577-5510
3829205	45152	2510-01-577-3159
3829212	45152	5305-01-577-3123
3829243	45152	6150-01-577-2139
3829244	45152	6150-01-577-2150
3829245	45152	6150-01-577-2162
3829247	45152	2590-01-577-3243
3829255	45152	3040-01-577-3085
3829276	45152	6150-01-576-4564
3829277	45152	2590-01-577-2285
3829278	45152	6680-01-577-2244
3829365	45152	6645-01-577-2306
3829369	45152	2530-01-577-2331
3829370	45152	5307-01-577-3062
3829416	45152	5975-01-577-2387
3829417	45152	5975-01-577-2385
3829435	45152	2530-01-577-2403
3829438	45152	5340-01-577-2413
3829488	45152	2540-01-577-2423
3829496	45152	2530-01-577-2432
3829510	45152	4010-01-577-4959
3829515	45152	5340-01-577-2451
3829516	45152	2540-01-577-5461
60247	45152	5330-01-577-3070
3829543	45152	2590-01-577-2537
3829548	45152	2590-01-577-2544
3829563	45152	5305-01-577-5283

---

Part Number	Cage Code	NSN
3829566	45152	5340-01-126-2031
3829583	45152	2590-01-577-3254
3829585	45152	2530-01-576-4559
3829592	45152	5365-01-577-2609
3829631	45152	2590-01-577-2618
3829639	45152	2590-01-576-4562
3829642	45152	2930-01-577-2636
3829644	45152	5340-01-577-2647
3829652	45152	2540-01-577-2686
3829654	45152	4720-01-577-2752
3829659	45152	2590-01-577-2766
3829675	45152	5365-01-577-2531
3829676	45152	5365-01-577-2479
3829677	45152	5365-01-577-2476
3829706	45152	5340-01-577-3940
3829745	45152	5305-01-589-6325
3829757	45152	5340-01-577-3947
3829767	45152	5340-01-577-3649
3829788	45152	4010-01-577-3654
3829793	45152	2590-01-577-3651
3829798	45152	5995-01-577-3653
3830243	45152	2510-01-577-3580
3830246	45152	5930-01-557-0592
3830247	45152	5340-01-577-3652
3830248	45152	5325-01-577-4712
3830251	45152	5340-01-577-3602
3830253	45152	5310-01-577-3750
3830255	45152	6220-01-553-3160
3830259	45152	5930-01-577-3655
3830260	45152	5995-01-577-3656
3830264	45152	4820-01-133-4106
3830301	45152	2510-01-577-3657
3830303	45152	2510-01-577-3658
3830307	45152	2510-01-577-3660
3830310	45152	5340-01-593-1194
3830355	45152	5305-01-577-3829
3830378	45152	5340-01-365-0250
3830379	45152	5305-01-577-4023
3830380	45152	5340-01-577-3621
3830381	45152	5365-01-556-5839
3830383	45152	2590-01-577-3744

---

Part Number	Cage Code	NSN
3830414	45152	2815-01-577-3769
3830430	45152	5340-01-577-3792
3830431	45152	5305-01-577-4459
3830455	45152	2540-01-576-4563
3830456	45152	2540-01-576-4565
3830457	45152	2540-01-576-4566
3830458	45152	2540-01-576-4567
3830476	45152	6220-01-577-3662
3830627	45152	2510-01-577-3661
3830630	45152	5306-01-577-4475
3830660	45152	4210-01-577-3663
3830696	45152	4710-01-576-4568
3831157	45152	2510-01-576-4569
3831164	45152	5365-01-577-4496
3831188	45152	2590-01-577-3665
3831268	45152	2590-01-582-5106
3831285	45152	5975-01-577-3978
3831286	45152	5975-01-577-3979
3831352	45152	4720-01-586-8440
3831354	45152	5340-01-577-5466
3831372	45152	4010-01-586-8466
3831411	45152	4730-01-577-3667
3831417	45152	5310-01-577-4512
3831424	45152	4720-01-577-4312
3831461	45152	3040-01-577-3669
3832511	45152	2590-01-577-3668
3832512	45152	2590-01-577-3670
3832513	45152	5340-01-577-4568
3832519	45152	2510-01-577-4080
3832520	45152	2510-01-577-4081
3832544	45152	5365-01-577-4829
3832545	45152	5365-01-577-4836
3832635	45152	5340-01-577-4838
3832636	45152	4720-01-577-4181
3832637	45152	4720-01-577-4185
3832677	45152	2590-01-577-3671
3832678	45152	2590-01-577-3672
3832744	45152	2540-01-577-3673
3832745	45152	2540-01-577-3674
3832750	45152	5340-01-577-4847
3832751	45152	4720-01-577-4186

---

Part Number	Cage Code	NSN
3832758	45152	4720-01-577-4240
3832764	45152	2590-01-577-3675
3833521	45152	4710-01-577-4580
3833522	45152	4710-01-577-4204
3833524	45152	4730-00-797-6566
3833525	45152	4730-00-274-4601
3833536	45152	2520-01-576-4571
3833541	45152	2510-01-577-3676
3833578	45152	2590-01-577-3980
3833579	45152	4720-01-577-4315
3833660	45152	5365-01-577-4858
3833686	45152	5340-01-577-4664
3833687	45152	4210-01-577-3677
3833699	45152	4720-01-577-4328
3833701	45152	4720-01-577-4326
3833702	45152	4720-01-577-4321
3833707	45152	4720-01-577-4333
3833708	45152	4720-01-577-4333
3833710	45152	2590-01-577-3981
3833711	45152	2590-01-577-3982
3833718	45152	4730-01-577-3983
3833720	45152	4730-01-577-3984
3833779	45152	4730-01-577-3678
3833797	45152	5340-01-577-4878
3833866	45152	2510-01-576-4572
3833867	45152	2510-01-576-4573
3833872	45152	6350-01-577-3985
3833894	45152	5365-01-577-4892
3833903	45152	2910-01-577-0039
3833951	45152	4720-01-577-4647
3833967	45152	4720-01-577-5453
3833968	45152	4720-01-577-0136
3833969	45152	4720-01-577-3680
3833982	45152	6150-01-586-8571
3833994	45152	6150-01-587-3753
3833995	45152	6150-01-587-3752
3833996	45152	6150-01-565-8000
3833997	45152	6150-01-586-8576
3833998	45152	6150-01-586-8578
3834522	45152	2530-01-576-4574
3834530	45152	2910-01-576-4612

---

Part Number	Cage Code	NSN
3834531	45152	5340-01-577-3334
3834550	45152	6150-01-577-3679
3834623	45152	5340-01-577-5934
3834630	45152	5995-01-577-3681
3834646	45152	5365-01-577-3377
3834731	45152	2520-01-576-4575
3834765	45152	2930-01-577-3682
3834824	45152	5340-01-577-3331
3834863	45152	4710-01-577-3240
3834961	45152	5305-01-577-3360
3834970	45152	6160-01-577-3684
3834971	45152	6160-01-577-3685
3835013	45152	2540-01-577-3989
3835056	45152	6150-01-577-3686
3835058	45152	6150-01-577-3687
3835941	45152	5340-01-577-3469
3835948	45152	2540-01-577-3991
3836133	45152	5945-01-577-3689
3836945	45152	5995-01-586-8647
3837196	45152	2510-01-577-3690
3837198	45152	5365-01-577-5454
3837228	45152	5325-01-577-3512
3837441	45152	5340-01-577-3524
3837996	45152	4210-01-576-4577
3838006	45152	5340-01-577-3535
3838068	45152	5330-01-547-0408
3838214	45152	6150-01-586-8648
3838529	45152	2590-01-577-3692
3838533	45152	2590-01-577-3693
3838551	45152	2590-01-577-3694
3838929	45152	2590-01-577-3992
3839137	45152	6150-01-586-8119
3839188	45152	5365-01-577-3576
3839239	45152	5340-01-586-8531
3839240	45152	5340-01-586-8638
3839298	45152	5340-01-586-8585
3840109	45152	2510-01-590-8319
3840110	45152	2510-01-590-8317
3840111	45152	2510-01-590-8316
3840401	45152	5975-01-577-3994
3840410	45152	6220-01-577-3995

---

Part Number	Cage Code	NSN
3840413	45152	6220-01-577-3996
3840479	45152	5975-01-586-8618
3841098	45152	5340-01-599-3278
3841099	45152	5340-01-586-8488
3841119	45152	5999-01-583-8601
3841120	45152	5975-01-586-8621
3841121	45152	5975-01-586-8623
3841122	45152	5975-01-586-8625
3841123	45152	5975-01-586-8620
3841135	45152	6220-01-577-3999
3841138	45152	2540-01-585-5578
3841218	45152	5975-01-586-8622
3841246	45152	5340-01-582-6335
3841304	45152	2540-01-578-6774
3841305	45152	2540-01-586-6395
3841995	45152	3020-01-577-4002
3842055	45152	5340-01-586-8558
3842057	45152	5340-01-586-8557
3842058	45152	5340-01-586-8555
3842062	45152	5340-01-586-8554
3842261	45152	3950-01-577-4082
3843103	45152	2590-01-585-3276
3843132	45152	2590-01-586-8633
3844189	49349	2590-01-577-3704
3844225	45152	2590-01-586-8560
3844226	45152	2590-01-586-8561
3845252	60948	2910-01-589-6058
3845294	45152	5340-01-577-3722
3845298	45152	2510-01-577-3705
3845300	45152	2510-01-577-3706
3845306	45152	5310-01-582-5735
3845315	45152	5340-01-577-4847
3845355	45152	5310-01-582-5737
3845502	45152	5330-01-583-8599
3846189	45152	2510-01-586-8497
3846381	45152	4720-01-578-8346
3846421	45152	5340-01-577-3737
3847967	45152	5975-01-583-6785
3848552	45152	5995-01-589-6280
3848661	45152	2815-01-577-3952
3848662	45152	2815-01-577-3953

---

Part Number	Cage Code	NSN
3849201	45152	2590-01-586-8579
3850265	45152	2510-01-582-5902
3850266	45152	2510-01-582-6277
3853231	45152	5310-01-589-6130
3853937	45152	2590-01-589-0958
3853938	45152	5340-01-588-3899
3853939	45152	5340-01-577-0357
3853992	45152	4720-01-579-5532
3854856	56644	3120-01-585-5675
3854922	45152	2510-01-585-3244
3854943	45152	5365-01-585-5673
3854975	45152	2540-01-577-2686
3855509	45152	2510-01-585-3232
3855510	45152	2510-01-585-3226
3855528	45152	2590-01-589-6440
3855529	45152	2590-01-589-6444
3855530	45152	2590-01-589-6445
3855531	45152	2590-01-589-6439
3855595	45152	2590-01-577-3975
3855697	45152	5985-01-583-8604
3855750	45152	5985-01-583-8605
3855771	45152	5975-01-577-3978
3855786	45152	2540-01-585-5674
3855974	45152	2510-01-583-8606
3855976	45152	5985-01-583-8608
3855979	45152	5985-01-583-8610
3855980	45152	5985-01-583-8611
3855981	45152	2590-01-586-8646
3856648	45152	5985-01-583-8612
3856649	45152	5985-01-583-8613
3856650	45152	5985-01-583-8614
3856741	45152	2540-01-585-3314
3856742	45152	2540-01-585-3308
3856836	45152	5985-01-583-8615
3856837	45152	5985-01-583-8616
3856838	45152	5985-01-583-8617
3856839	45152	5985-01-583-8619
3856842	45152	2510-01-583-8621
3856851	45152	5985-01-583-8618
3856852	45152	5340-01-586-8643
3856853	45152	5340-01-586-8645



---

Part Number	Cage Code	NSN
3856895	45152	5985-01-583-8620
3857015	45152	2510-01-583-8790
3857016	45152	2510-01-583-8787
3857023	45152	2590-01-583-8622
3857043	45152	2590-01-583-8623
3857091	45152	2590-01-579-9460
3857702	45152	2510-01-583-8624
3857703	45152	2510-01-583-8788
3857704	45152	2590-01-583-8625
3857705	45152	2510-01-583-8789
3857731	45152	2510-01-586-8636
3857747	45152	2510-01-583-8626
3857748	45152	2590-01-583-8786
3857749	45152	2510-01-583-8791
3857750	45152	2510-01-583-8792
3857752	45152	5995-01-586-8581
3857753	45152	6150-01-583-8627
3857754	45152	5995-01-583-8628
3857795	45152	2590-01-583-8631
3857885	45152	6150-01-583-8635
3857891	45152	6150-01-583-8634
3857892	45152	6150-01-583-8636
3857893	45152	6150-01-583-8638
3857894	45152	6150-01-577-3962
3857895	45152	6150-01-583-8639
3857897	45152	6150-01-583-8640
3857898	45152	6150-01-583-8641
3857956	45152	2590-01-587-3742
3858009	45152	5985-01-583-8642
3858017	45152	2590-01-583-8643
3858018	45152	2590-01-583-8645
3858019	45152	2590-01-587-3745
3858027	45152	5365-01-586-8590
3858030	45152	5999-01-583-8644
3858034	45152	2590-01-587-3744
3858116	45152	2590-01-589-6417
3858124	45152	2590-01-583-8646
3858125	45152	2590-01-589-6421
3858134	45152	2590-01-583-8647
3858613	45152	5985-01-586-8530
3858636	45152	5340-01-589-4174

---

Part Number	Cage Code	NSN
3858676	18179	6150-01-586-8574
3859538	45152	6150-01-586-0707
3859549	45152	5340-01-586-8567
3859564	45152	6160-01-583-8648
3859568	45152	5975-01-586-8797
3859577	45152	5340-01-586-8565
3860711	45152	2590-01-583-8650
3861219	45152	5340-01-586-8566
3861220	45152	5340-01-586-8568
3861221	45152	5975-01-583-5994
3861222	45152	5975-01-583-6019
3861223	45152	5975-01-583-6046
3861386	0EUT9	6150-01-586-8911
3861399	45152	6160-01-583-8652
3861404	45152	6160-01-583-8653
3862102	45152	5365-01-582-3930
3862509	45152	5340-01-577-1999
3862567	45152	2590-01-589-6167
3862568	45152	6150-01-583-8651
3862569	45152	5995-01-583-8654
3863140	0Y3H3	5310-01-585-7708
3863367	45152	6150-01-587-4951
3863368	45152	6150-01-583-6391
3863369	45152	6150-01-586-8592
3863446	45152	6220-01-584-2579
3863447	45152	6220-01-577-3998
3863464	45152	6150-01-586-0361
3863465	45152	6150-01-586-8470
3863466	45152	6150-01-586-8469
3864506	45152	2510-01-599-0251
3864527	45152	6150-01-583-8656
3864528	45152	6150-01-583-8657
3864554	45152	2590-01-589-4159
3864840	45152	4730-01-583-6777
3864892	45152	4210-01-580-4158
3864903	45152	5340-01-580-4164
3864950	45152	5330-01-592-5860
3865580	45152	4210-01-580-4074
3865721	45152	5340-01-599-3284
3865776	45152	2540-01-586-5825
3866026	45152	6150-01-586-8473

---

Part Number	Cage Code	NSN
3866034	45152	2590-01-589-6429
3866296	45152	2590-01-589-6188
3866462	0Y3H3	5306-01-586-8916
3866503	61424	4720-01-600-5718
3866642	45152	5995-01-589-6460
3867745	45152	5340-01-586-8533
3867746	45152	5340-01-586-8535
3867747	45152	5340-01-586-8534
3867748	45152	5340-01-586-8539
3867749	45152	5340-01-586-8536
3867810	45152	2590-01-589-6195
3867813	45152	2590-01-589-6194
3867814	45152	5340-01-586-0705
3867820	45152	5340-01-586-0704
3867825	45152	6150-01-586-8580
3867826	45152	5995-01-586-8583
3867827	45152	5995-01-586-8584
3867828	45152	5995-01-586-8917
3868030	45152	5340-01-589-6227
3868031	45152	5340-01-589-6228
3868035	45152	2590-01-589-6220
3868065	45152	5340-01-589-6462
3868066	45152	5340-01-589-6247
3868098	45152	2590-01-589-6125
3868101	45152	5340-01-592-5873
3868941	45152	5310-01-591-6465
3868942	45152	5310-01-591-6466
3868946	45152	5340-01-586-8559
3869281	45152	5306-01-589-6263
3869301	45152	5340-01-589-6165
3869467	45152	5995-01-589-6192
3869468	45152	5995-01-589-6405
3869473	45152	5995-01-589-6283
3869474	45152	6150-01-589-6282
3869484	45152	5995-01-589-6281
3869485	45152	5995-01-589-6284
3869486	45152	5995-01-589-6286
3869487	45152	6150-01-589-6285
3869488	45152	6150-01-591-6487
3869490	45152	6150-01-591-6488
3869491	45152	6150-01-591-6492

Part Number	Cage Code	NSN
3869494	45152	6150-01-591-6497
3869499	45152	6150-01-591-6483
3869501	45152	5995-01-589-6290
3869504	45152	6150-01-591-6489
3870567	45152	2590-01-589-6424
3870705	45152	5999-01-586-0774
3870757	45152	5930-01-589-6442
3871011	45152	5995-01-589-6307
3871013	45152	5995-01-589-6298
3871876	45152	2590-01-589-6423
3871899	45152	2590-01-589-6383
3871969	78117	2530-01-582-2300
3872125	45152	5995-01-599-0195
3872126	45152	5995-01-599-0198
3872130	45152	6150-01-599-3275
3872131	45152	5995-01-599-0203
3872132	45152	6150-01-599-0205
3872134	45152	5995-01-599-0207
3872135	45152	5999-01-599-0191
3872136	45152	5999-01-599-0194
3872330	45152	5365-01-589-6428
3872331	45152	6150-01-589-6455
3872338	45152	2590-01-583-5980
3872377	45152	5365-01-583-6064
3872622	45152	5340-01-599-0199
3873478	45152	2590-01-583-5988
3873491	45152	2540-01-583-6051
3873506	45152	2540-01-583-6052
3873507	45152	2590-01-583-6000
3873508	45152	2590-01-583-6007
3873520	45152	5305-01-591-9904
3873639	45152	2540-01-583-6049
3873640	45152	5365-01-583-6068
3874186	45152	5340-01-591-6460
3874187	45152	5340-01-591-6461
3874204	45152	5305-01-589-6418
3874507	45152	4720-01-586-0955
3875429	45152	5340-01-576-8975
3875474	45152	2540-01-593-7300
3875505	45152	2540-01-593-7306
3875716	45152	2540-01-589-6433

Part Number	Cage Code	NSN
3875721	45152	2590-01-589-6434
3875727	45152	2590-01-591-0283
3876929	45152	5340-01-589-6435
3876963	45152	2540-01-589-6432
3877251	45152	5340-01-585-5677
3878537	45152	5985-01-599-0228
3879686	45152	6150-01-581-9870
3880073	78117	2930-01-583-4846
3880081	45152	5340-01-589-6446
3881203	45152	5995-01-586-8582
3881417	45152	5999-01-589-6184
3881418	45152	5999-01-586-0773
3881419	45152	5975-01-597-5877
3881680	45152	2590-01-583-2818
3881683	45152	2990-01-583-2812
3881684	45152	5340-01-583-2834
3882298	0CME1	4710-01-583-4843
3882369	45152	6150-01-586-8649
3882680	45152	6150-01-591-6477
3882734	45152	2590-01-589-6320
3883403	45152	2540-01-586-0712
3883404	45152	2540-01-586-0711
3883473	45152	5305-01-599-0244
3883565	45152	6150-01-576-4550
3883638	45152	6150-01-591-6533
3883664	45152	6150-01-589-6452
3884788	45152	2590-01-589-6464
3885047	45152	5340-01-599-0242
3885066	45152	6150-01-591-6511
3886014	45152	5995-01-589-6133
3886015	45152	5995-01-589-6176
3886016	0EUT9	2510-01-589-6196
3886018	0EUT9	2510-01-589-6198
3886019	0EUT9	2510-01-589-6200
3886021	45152	5340-01-589-6132
3886026	45152	5995-01-589-6301
3886027	45152	6150-01-591-6491
3886090	45152	2590-01-586-8498
3886221	45152	6150-01-591-6463
3886223	45152	6150-01-591-6472
3886224	45152	7690-01-589-6138

Part Number	Cage Code	NSN
3886225	45152	6150-01-591-6456
3886226	45152	2540-01-589-6431
3887244	45152	2590-01-589-6231
3887422	45152	2510-01-584-7330
3887423	45152	2510-01-584-7328
3887942	45152	5995-01-589-6191
3888757	45152	2590-01-589-6496
3888788	45152	2590-01-589-6237
3888918	45152	2590-01-589-6257
3888919	45152	2590-01-589-6148
3888920	45152	2540-01-589-6189
3889064	45152	2590-01-589-6264
3890068	45152	2815-01-577-4006
3890084	45152	6150-01-590-8119
3890108	45152	2540-01-586-6395
3890109	45152	2540-01-586-1814
3890552	45152	6160-01-589-6390
3890629	45152	6160-01-589-6396
3890635	45152	2540-01-589-6212
3890636	45152	6160-01-589-6408
3890791	45152	6150-01-589-6303
3890793	45152	6150-01-591-6498
3890794	45152	6150-01-591-6499
3890795	45152	6150-01-591-6500
3890796	45152	6150-01-591-6504
3890797	45152	6150-01-591-6493
3891525	45152	6150-01-589-6499
3891690	45152	6150-01-589-6128
3891691	45152	6150-01-589-6129
3891717	45152	5995-01-589-6400
3891719	45152	6150-01-589-6202
3891720	45152	6150-01-589-6203
3891721	45152	6150-01-589-6193
3891722	45152	6150-01-589-6406
3891723	45152	6150-01-589-6407
3891727	45152	5995-01-589-6463
3891728	45152	6150-01-589-6451
3891928	45152	2590-01-589-6317
3891937	45152	6150-01-589-6201
3892270	45152	6150-01-589-6510
3892533	45152	2510-01-589-6409

---

Part Number	Cage Code	NSN
3892534	45152	2510-01-589-6410
3892578	45152	2590-01-589-6411
3893340	45152	2510-01-589-6399
3893398	45152	5340-01-588-1428
3893482	45152	5995-01-589-6507
3893755	45152	5305-01-599-0249
3893813	45152	2540-01-589-6207
3893814	45152	2540-01-589-6209
3893914	45152	5995-01-589-6304
3894113	45152	5305-01-589-6295
3894114	45152	5305-01-589-6291
3894115	45152	5310-01-589-6514
3894116	45152	5310-01-589-6296
3894148	45152	5340-01-591-6459
3894290	45152	2510-01-589-6352
3894295	45152	2590-01-589-6362
3895191	45152	2540-01-577-3991
3895192	45152	2540-01-592-2646
3895208	45152	2590-01-589-6294
3895284	45152	2590-01-589-6494
3895285	45152	2590-01-591-6518
3895288	45152	5310-01-591-6520
3895301	45152	5995-01-589-6306
3895341	45152	2590-01-589-6299
3895349	45152	2590-01-589-6297
3895363	45152	5340-01-590-6754
3895606	45152	6150-01-589-9864
3895770	45152	2590-01-589-6356
3896492	45152	2590-01-592-6180
3896565	45152	3040-01-589-6359
3896587	45152	2590-01-589-6126
3896637	45152	2510-01-591-6536
3896953	45152	2590-01-589-6447
3896954	45152	2590-01-589-6448
3897009	45152	2510-01-589-6211
3897592	45152	2590-01-591-6539
3897596	45152	5340-01-588-9008
3897608	45152	5340-01-589-6214
3897802	45152	5305-01-589-6292
3897821	45152	2510-01-589-6360
3897839	45152	4710-01-589-6489



---

Part Number	Cage Code	NSN
3897854	45152	5340-01-586-0710
3897855	45152	5340-01-586-0709
3897865	45152	2590-01-589-6487
3897891	45152	3040-01-589-6349
3897892	45152	2590-01-589-6495
3897893	45152	2590-01-589-6486
3897922	45152	5310-01-589-6485
3897965	45152	4710-01-589-6497
3897966	45152	4710-01-589-6493
3897992	45152	2590-01-590-1638
3897996	45152	5315-01-589-6230
3898003	45152	2590-01-589-6314
3898004	45152	2590-01-589-6312
3898005	45152	2590-01-589-6322
3898006	45152	2590-01-589-6243
3898024	45152	2590-01-589-6213
3898025	45152	2590-01-589-6208
3898026	45152	2510-01-589-6210
3898059	45152	5975-01-589-6163
3898062	45152	5975-01-589-6164
3898069	45152	2510-01-589-6215
3898070	45152	2590-01-589-6415
3898074	45152	2590-01-589-6414
3898077	45152	5340-01-588-9006
3898128	45152	2590-01-589-6248
3898129	45152	2590-01-589-6249
3898187	45152	2590-01-589-6512
3898193	45152	5975-01-589-6272
3898217	45152	5340-01-590-6757
3898220	45152	2590-01-589-6525
3898221	45152	2590-01-589-6509
3898227	45152	4720-01-577-4173
3898233	45152	2590-01-592-6394
3898238	45152	4710-01-590-7338
3898242	45152	2510-01-591-6474
3898266	45152	4210-01-595-4006
3898939	45152	2590-01-591-6530
3898956	45152	5995-01-589-6305
3898957	45152	5995-01-589-6308
3899031	45152	4720-01-589-6300
3899062	45152	4720-01-589-6309

---

Part Number	Cage Code	NSN
3899093	45152	4720-01-588-9002
3899103	45152	4210-01-590-8093
3899299	45152	2540-01-589-6329
3899301	45152	4720-01-589-6511
3899303	45152	4720-01-589-6513
3899307	45152	5340-01-589-6467
3899308	45152	5340-01-589-6468
3899446	45152	4720-01-589-6491
3899447	45152	4720-01-589-6492
3899448	45152	4720-01-589-6448
3899449	45152	4720-01-589-6508
3900313	45152	2510-01-584-4378
3900325	45152	5305-01-589-6420
3900401	45152	5995-01-589-6310
3900476	45152	6150-01-591-6495
3900616	45152	6160-01-585-5679
3900618	45152	6160-01-585-5680
3901043	45152	5340-01-589-6253
3901108	45152	2590-01-589-6255
3901212	45152	6150-01-591-6501
3901213	45152	6150-01-591-6502
3901214	45152	6150-01-591-6503
3901215	45152	6150-01-591-6505
3901273	45152	2510-01-583-8607
3901274	45152	2510-01-583-8609
3901898	45152	5995-01-589-6458
3901913	45152	6150-01-591-6506
3901933	45152	5365-01-589-6368
3901935	45152	2540-01-589-6370
3901937	45152	5365-01-589-6351
3901938	45152	5365-01-589-6353
3901939	45152	5365-01-589-6355
3902022	45152	5330-01-589-6135
3902029	45152	2510-01-589-6143
3902030	45152	2510-01-589-6147
3902089	45152	5365-01-589-6357
3902147	45152	5330-01-589-6137
3902158	45152	2590-01-589-6319
3902294	45152	3040-01-589-6374
3902306	45152	2590-01-589-6316
3902307	45152	2590-01-589-6313

---

Part Number	Cage Code	NSN
3902420	45152	2590-01-589-6323
3902421	45152	2590-01-589-6326
3902444	45152	5365-01-589-6375
3902485	45152	2590-01-591-6455
3902493	45152	6150-01-599-0196
3902494	45152	5340-01-589-6376
3902504	45152	2510-01-589-6142
3902505	45152	2510-01-589-6141
3902525	45152	5340-01-591-6464
3902526	45152	5340-01-591-6458
3902527	45152	2590-01-589-6205
3902545	45152	5340-01-589-6365
3902548	45152	5365-01-589-6358
3902549	45152	5365-01-589-6377
3902558	45152	2510-01-589-6381
3902559	45152	2510-01-589-6363
3902560	45152	2510-01-589-6412
3902561	45152	2510-01-589-6413
3902562	45152	5365-01-589-6366
3902630	45152	4710-01-591-6524
3902650	45152	5340-01-589-6254
3902652	45152	4710-01-591-6525
3902665	45152	2540-01-589-6216
3902683	45152	5365-01-589-6416
3903210	45152	2590-01-589-6244
3903249	45152	2510-01-589-6145
3903258	45152	4710-01-591-6523
3903275	45152	4710-01-591-6527
3903313	45152	2590-01-591-6528
3903314	45152	5315-01-589-6378
3903346	45152	2590-01-589-6279
3903361	45152	5365-01-589-6361
3903362	45152	2510-01-589-6144
3903363	45152	2510-01-589-6136
3903494	45152	2590-01-589-6156
3903495	45152	2540-01-589-6154
3903497	45152	2590-01-589-6161
3903565	45152	2590-01-589-6233
3903566	45152	2590-01-589-6235
3903610	45152	5340-01-589-6236
3903650	45152	2590-01-589-6278

---

Part Number	Cage Code	NSN
3903657	45152	6220-01-589-6341
3903658	45152	6220-01-589-6343
3903659	45152	6220-01-589-6342
3903660	45152	6220-01-589-6344
3903681	45152	4210-01-591-2634
3903682	45152	4210-01-591-3091
3903775	45152	6150-01-591-6507
3903776	45152	6150-01-591-6508
3903886	45152	5995-01-589-6324
3903899	45152	6150-01-589-6327
3903948	45152	6150-01-591-6509
3903949	45152	6150-01-591-6510
3903958	45152	6150-01-591-6514
3903962	45152	5340-01-589-6379
3903979	45152	6150-01-591-6476
3903998	45152	6150-01-591-6513
3904782	45152	5340-01-589-6465
3904803	45152	5340-01-589-6256
3904804	45152	5340-01-589-6258
3904873	45152	5340-01-591-6468
3904888	45152	5307-01-591-6478
3904930	45152	6150-01-589-6275
3904931	45152	6150-01-589-6276
3904932	45152	6150-01-589-6277
3904974	45152	2540-01-589-6500
3904976	45152	2510-01-589-6504
3904981	45152	2590-01-589-6274
3905021	45152	6150-01-591-6512
3905060	45152	6150-01-591-6475
3905063	46KP1	4710-01-589-6197
3905109	45152	5305-01-589-6261
3905112	45152	6150-01-589-6268
3905113	45152	6150-01-589-6267
3905214	45152	5995-01-589-6328
3905238	45152	5995-01-589-6321
3905239	45152	5995-01-589-6318
3905268	45152	2590-01-589-6172
3905292	45152	5365-01-589-6121
3905424	45152	2590-01-591-6452
3905425	45152	2590-01-591-6457
3906156	45152	2510-01-589-6387

---

Part Number	Cage Code	NSN
3906157	45152	2510-01-589-6394
3906158	45152	2510-01-589-6388
3906159	45152	2510-01-589-6395
3906160	45152	2510-01-589-6384
3906161	45152	2510-01-589-6391
3906162	45152	2510-01-589-6385
3906163	45152	2510-01-589-6392
3906166	45152	2510-01-589-6386
3906167	45152	2510-01-589-6393
3906177	45152	2590-01-591-6453
3906185	45152	2510-01-589-6389
3906186	45152	2510-01-589-6397
3906189	45152	2590-01-591-6519
3906237	45152	2590-01-589-6180
3906238	45152	5365-01-589-6181
3906359	45152	6150-01-589-6134
3906458	45152	2540-01-589-6498
3906459	45152	2540-01-589-6490
3906642	45152	5995-01-589-6288
3906644	45152	5995-01-589-6289
3906692	45152	2540-01-589-6221
3906693	45152	2590-01-589-6223
3906758	45152	2590-01-591-6462
3906759	45152	2590-01-591-6473
3906760	45152	2590-01-591-6515
3906774	45152	5935-01-591-6516
3906790	45152	2590-01-589-6232
3906794	45152	2590-01-589-6226
3907494	45152	5340-01-577-0396
3907574	45152	5935-01-589-6185
3907669	45152	2590-01-589-6225
3907687	45152	7690-01-589-6190
3907790	45152	5995-01-589-6273
3907846	45152	2510-01-591-7176
3907847	45152	2510-01-591-7179
3907851	45152	2510-01-591-6526
3907852	45152	2510-01-591-6529
3907910	45152	5935-01-589-6262
3907931	45152	5365-01-589-6404
3907935	45152	5935-01-589-6402
3907968	45152	2510-01-589-6471

Part Number	Cage Code	NSN
3908565	45152	2510-01-589-6382
3908566	45152	2510-01-589-6364
3908567	45152	2590-01-589-6269
3908581	45152	6110-01-589-6403
3908606	45152	2590-01-591-6517
3908628	45152	5930-01-589-6186
3908629	45152	6150-01-589-6204
3908853	45152	6150-01-589-6270
3908854	45152	6150-01-589-6271
3909424	45152	5340-01-589-6354
3909607	45152	6150-01-591-6469
3909772	45152	2590-01-589-6239
3909810	45152	2590-01-589-6238
3910432	45152	2590-01-589-6340
3910563	45152	4720-01-591-6521
3910704	45152	6150-01-589-6330
3910711	45152	6220-01-589-6334
3910754	45152	2590-01-589-6346
3910895	45152	2590-01-589-6480
3910896	45152	2590-01-591-6532
3910906	45152	2510-01-589-6472
3910909	45152	2590-01-589-6474
3910974	45152	5310-01-591-6471
3911605	45152	5340-01-589-6166
3911606	45152	6220-01-589-6171
3911675	45152	6150-01-589-6476
3911689	45152	6150-01-589-6477
3911728	45152	5315-01-591-6470
3911944	45152	2540-01-589-6501
3911945	45152	2540-01-589-6503
3911983	45152	3990-01-591-6522
3911997	3HEM8	4720-01-589-6153
3911998	3HEM8	4720-01-589-6151
3911999	3HEM8	4720-01-589-6152
3912024	45152	2990-01-589-6478
3912028	45152	5975-01-589-6162
3912086	28818	5330-01-591-6538
3912169	45152	4140-01-591-6535
3912170	45152	4140-01-591-6540
3912201	45152	5340-01-593-1161
3912215	45152	2540-01-591-3112

Part Number	Cage Code	NSN
3912247	3V1N6	7690-01-589-6481
3912995	45152	5305-01-589-6241
3913003	45152	2590-01-589-6470
3913020	45152	2590-01-591-6454
3913033	45152	5340-01-591-6467
3913161	45152	4720-01-591-6534
3913162	45152	4720-01-591-6537
3913211	45152	6150-01-589-6177
3913324	45152	3950-01-589-4187
3913351	45152	2590-01-589-6219
3913352	45152	2510-01-589-6502
3913510	45152	6220-01-589-6333
3913511	45152	6220-01-589-6335
3913516	45152	6220-01-589-6337
3913519	45152	6220-01-589-6338
3914535	45152	2510-01-599-0220
3914536	45152	2510-01-599-0222
3915176	45152	2590-01-589-6345
3915177	45152	2590-01-589-6339
3915251	45152	5340-01-589-6251
3915253	45152	6220-01-589-6336
3915260	45152	2590-01-589-6347
3915465	45152	5310-01-589-6350
3915689	45152	2540-01-589-6483
3915691	45152	2540-01-589-9862
3915692	45152	2540-01-589-6484
3915694	45152	2540-01-597-5662
3916228	45152	2540-01-591-3124
3917526	45152	2540-01-592-6418
3918440	45152	2590-01-589-6259
3920372	45152	4730-01-593-1173
3920377	45152	2990-01-593-1177
3924016	45152	5340-01-599-0186
3924099	45152	5340-01-599-0187
3925138	45152	5975-01-599-0221
3925952	45152	5310-01-599-0210
3925953	45152	5310-01-599-3276
3926411	45152	5310-01-593-1140
3926547	45152	5640-01-593-4739
3926548	45152	5640-01-593-4738
3926621	45152	5365-01-593-1175



---

Part Number	Cage Code	NSN
3929177	45152	2530-01-592-6682
3929589	45152	5365-01-593-1196
3931504	45152	2590-01-593-1188
3931508	45152	2510-01-593-1183
3931516	45152	2510-01-593-1192
3931653	45152	2510-01-599-0182
3931654	45152	2510-01-599-0183
3931849	66201	4010-01-593-2847
3931984	45152	2510-01-593-1148
3932045	45152	5310-01-590-1236
3932866	45152	2990-01-593-1168
3932873	45152	2990-01-593-1174
3932878	45152	5340-01-593-1164
3932881	45152	5340-01-593-1163
3933191	45152	2510-01-599-0184
3933236	45152	2990-01-593-1178
3933256	45152	2990-01-593-1169
3933316	45152	5640-01-593-4740
3933758	45152	5365-01-593-1146
3933918	45152	4210-01-593-1167
3933920	45152	4210-01-593-1166
3934501	45152	5340-01-593-1162
3944657	45152	5340-01-593-1171
3944681	45152	5306-01-593-1153
3944682	45152	5310-01-593-1154
3944683	45152	5310-01-593-1170
3944700	45152	5340-01-593-1198
3944701	45152	4710-01-593-1193
3945780	45152	5340-01-593-1150
3945816	45152	5365-01-593-1185
3945905	45152	5340-01-593-1172
3945906	45152	5340-01-593-1176
3945953	45152	5305-01-593-1189
3945996	45152	5310-01-599-0213
3947066	45152	5340-01-593-1151
3948214	45152	2540-01-593-1158
3948216	45152	2540-01-593-1160
3948331	45152	5340-01-593-1184
3948332	45152	5340-01-593-1181
3948335	45152	5365-01-593-1190
3948441	45152	5365-01-593-1186

---

Part Number	Cage Code	NSN
3948862	45152	5340-01-593-1182
3948863	45152	5340-01-593-1179
3949195	45152	5365-01-593-1201
3949196	45152	5340-01-593-1200
3949197	45152	5340-01-593-1195
3949199	45152	5340-01-593-1191
3949202	45152	5340-01-593-1199
3949300	45152	5340-01-593-1202
3950566	45152	5365-01-599-0246
3950900	45152	5340-01-593-1165
3951616	45152	5340-01-593-1155
3951623	45152	5340-01-599-0177
3951789	45152	5365-01-593-1156
3951803	45152	5340-01-599-0181
3951804	45152	5340-01-599-0180
3953249	46KP1	5340-01-599-0175
3953250	46KP1	5340-01-599-0185
3953282	45152	2990-01-593-1180
3954184	45152	2510-01-593-1147
3955658	45152	2510-01-593-1157
3956813	45152	5340-01-593-1205
3956953	45152	7690-01-593-1204
3964149	45152	9905-01-595-6995
3964150	3V1N6	9905-01-595-6996
3964936	45152	5365-01-599-0247
3967774	45152	5340-01-599-0238
3978489	45152	2590-01-599-0217
3978539	45152	2590-01-599-0216
3978540	45152	2590-01-599-0232
3978541	45152	2590-01-599-0212
3978802	45152	7690-01-593-1203
3978847	45152	5975-01-599-0225
3978849	45152	5975-01-599-0223
3979421	45152	2540-01-599-3280
3979422	45152	2540-01-599-3279
3979454	45152	2510-01-599-0219
3979570	45152	2590-01-599-0218
3980009	45152	2540-01-599-3283
3980010	45152	2540-01-599-3282
3981470	45152	2590-01-599-0189
3982222	45152	5340-01-599-0190

Part Number	Cage Code	NSN
3982234	45152	5305-01-599-0248
3982661	0EUT9	6110-01-599-0206
3983021	45152	2590-01-599-5494
3983037	45152	6150-01-599-0209
3983038	45152	6150-01-599-0204
3983039	45152	6150-01-599-0193
3983726	45152	6150-01-599-0241
3983995	45152	5340-01-599-0224
4315710	6W728	2510-01-589-6293
5009559	06853	4820-01-515-1610
5010407	06853	2530-01-562-3269
5013223	52304	2530-01-479-1014
5120903	20796	3030-01-576-4544
7042511	3SPK0	5365-01-597-2240
7042513	3SPK0	5365-01-597-2244
7107675	7D045	5340-01-485-3243
7412639	19207	5305-00-283-0373
7538990	19207	4730-00-044-4689
7759645	19207	4820-00-142-3036
8304672	1YHH8	5305-01-504-1689
9423808	24617	5305-01-146-4538
9607721	0B8Y6	6680-01-576-4521
10071062	0Y3H3	5305-01-503-3311
10195676	0Y3H3	5305-01-589-6149
10892331	19207	5310-00-880-0626
11103482	0Y3H3	5305-01-589-6174
11103520	0Y3H3	5305-01-589-6169
11115167	0Y3H3	5305-01-589-6426
11674728	19207	5935-01-097-9974
11675004	19207	5340-01-059-0114
29516036	73342	5895-01-430-3474
23E7	77237	5310-01-023-0380
2035010012	99103	4730-01-586-8438
3524927002	45152	5306-01-566-6415
3524927003	45152	5305-01-576-9830
3524927004	45152	5305-01-578-5881
3524927006	45152	5305-01-576-9839
3524927024	45152	5305-01-555-5998
3524927026	45152	5305-01-555-5997
3524927028	45152	5306-01-453-8608
3524927029	45152	5305-01-576-9848

---

Part Number	Cage Code	NSN
3524927035	45152	5306-01-599-0243
3524927051	45152	5305-01-558-4265
3524927053	45152	5305-01-576-9865
3524927055	45152	5305-01-576-9888
3524927056	45152	5305-01-565-3432
3524927057	45152	5305-01-576-9898
3524927059	45152	5305-01-562-9221
3524927060	45152	5305-01-589-6449
3524927065	45152	5305-01-576-9933
3524927068	45152	5305-01-577-5479
3524927083	45152	5305-01-577-5478
3524927095	45152	5305-01-577-5477
3524927096	45152	5305-01-577-5480
3524927114	45152	5305-01-593-1197
3524927115	45152	5305-01-577-5481
3524927117	0Y3H3	5305-01-577-5482
3524927119	0Y3H3	5305-01-577-5483
3524927121	0Y3H3	5305-01-577-3942
3524927128	45152	5305-01-577-4008
3524927134	45152	5305-01-577-4015
3524927136	45152	5305-01-591-6480
3524927144	45152	5306-01-576-4588
3524927146	45152	5305-01-589-6506
3524927156	45152	5305-01-577-5470
3524927157	45152	5305-01-554-5231
3524927158	45152	5305-01-576-4590
3524927160	0Y3H3	5305-01-583-5700
3524927183	0Y3H3	5305-01-577-5487
3524927185	0Y3H3	5305-01-577-5486
3524927187	45152	5305-01-593-2834
3524927211	45152	5305-01-577-4018
3524928001	45152	5310-01-577-5485
3524928002	45152	5310-01-555-6000
3524928003	45152	5310-01-555-6001
3524928004	45152	5310-01-555-6002
3524928006	45152	5310-01-556-1743
3524929001	45152	5310-01-577-0454
3524929002	45152	5310-01-555-6003
3524929003	45152	5310-01-555-6004
3524929004	45152	5310-01-555-6005
3524929008	45152	5310-01-577-0460

Part Number	Cage Code	NSN
3524930001	45152	5310-01-589-6459
3524930002	45152	5310-01-555-6006
3524930003	45152	5310-01-555-6007
3524930004	45152	5310-01-599-0229
3524931002	45152	5305-01-589-6475
3524931003	45152	5305-01-589-6457
3524931027	0Y3H3	5305-01-555-6009
3524931037	45152	5305-01-582-5442
3524931041	45152	5305-01-577-5484
3524931055	45152	5305-01-577-5473
3524931057	45152	5305-01-561-7344
3524931059	45152	5305-01-555-6012
3524931061	45152	5305-01-586-8411
3524931079	45152	5305-01-577-3800
3524931089	45152	5305-01-577-5471
3524931091	45152	5305-01-577-5476
3524931124	45152	5305-01-577-5475
3524931167	45152	5305-01-583-5743
3524931194	45152	5305-01-577-5472
3524932005	45152	5310-01-577-2548
3524932008	45152	5310-01-577-2550
3524933001	45152	5310-01-589-6473
3524933002	0Y3H3	5310-01-577-0470
3528329003	45152	5310-01-533-5606
3529282007	45152	5325-01-577-5511
3534227002	45152	5310-01-589-6427
3534227003	45152	5310-01-577-5468
3534227005	45152	5310-01-577-5469
3534227007	45152	5310-01-577-2463
3537689001	45152	5305-01-577-3822
3538482009	45152	5305-01-577-3747
3538482012	45152	5305-01-577-3751
3542828006	45152	5305-01-589-6430
3542829001	45152	5310-01-588-4098
3542829002	45152	5310-01-555-6017
3547031001	45152	5310-01-565-7179
3563706002	45152	5310-01-577-0482
3658282001	45152	5310-01-577-2715
3659369001	45152	5310-01-577-0527
3687587002	0Y3H3	5305-01-577-3775
3687587003	0Y3H3	5305-01-577-3777

Part Number	Cage Code	NSN
3687911001	45152	5325-01-558-3954
3687911004	45152	5325-01-558-3671
3687911008	45152	5325-01-558-3669
3687911009	45152	5325-01-558-3678
3836186005	45152	5305-01-593-2829
3836193005	45152	5305-01-589-6456
3836194002	45152	5305-01-589-6437
3836195006	45152	5305-01-599-0176
3836201001	45152	5305-01-589-6441
3836202004	45152	5305-01-589-6127
3836206006	45152	5305-01-599-6334
3836208007	45152	5305-01-589-6422
3836210003	45152	5305-01-593-2828
3836215001	0Y3H3	5305-01-599-0231
3836219006	45152	5305-01-593-1144
3836220002	45152	5305-01-593-1159
3836220005	45152	5305-01-593-1142
3836234001	45152	5310-01-589-9857
3836234002	45152	5310-01-589-9861
3836234006	45152	5310-01-589-9865
3836235002	45152	5310-01-589-6124
3836235005	45152	5310-01-589-6157
3836240010	45152	5310-01-593-1141
3885074002	45152	5310-01-589-6482
3970536015	45152	5306-01-599-3277
0000640010-00	535V1	5340-01-577-3940
0147030555-00	535V1	5365-01-556-5839
02591-0910005-W04	02591	6150-01-591-6490
02591-0910005-W05	02591	6150-01-591-6485
02591-0910800-10	02591	6150-01-591-6494
02591-910005-W1Z	02591	6150-01-591-6484
0312104445-00	535V1	2590-01-577-2618
0312104472-00	535V1	5340-01-577-3487
0312104473-00	535V1	5340-01-577-3432
0312104485-00	535V1	2540-01-576-4561
0312104956-00	535V1	2540-01-577-5832
0312105221-00	535V1	5340-01-577-3621
0312105223-00	535V1	2540-01-577-5459
0312105224-00	535V1	2540-01-577-5458
0312105225-00	535V1	5340-01-577-5455
0312105246-00	535V1	2540-01-586-8500

Part Number	Cage Code	NSN
0312105333-00	535V1	2540-01-577-5823
0312105410-00	535V1	5340-01-576-8833
0312105411-00	535V1	5340-01-576-8850
0312105413-00	535V1	5340-01-576-8870
0312105414-00	535V1	5340-01-576-8858
0312105510-00	535V1	5340-01-577-5457
0312105511-00	535V1	5340-01-577-5280
0312105512-00	535V1	2540-01-586-8506
0312105553-00	535V1	2540-01-577-5822
0312105690-00	535V1	2540-01-577-5835
0312105707-00	535V1	2510-01-576-4520
0312105708-00	535V1	2510-01-576-4522
0312106829-00	535V1	5340-01-577-5934
0312106830-00	535V1	2540-01-576-4557
0312106831-00	535V1	2540-01-576-4558
0312106877-00	535V1	2510-01-577-5451
0312106878-00	535V1	2510-01-577-5301
0312106939-00	535V1	2540-01-586-8502
0312107132-00	535V1	2540-01-584-7454
0312107193-00	535V1	2540-01-586-8504
0312108780-00	535V1	2540-01-592-2395
0355000405-00	535V1	5935-01-589-6245
0355107615-00	535V1	2510-01-599-0250
0355107616-00	535V1	2510-01-599-0233
0355107617-00	535V1	2510-01-599-0235
0355107618-00	535V1	2510-01-599-0236
0355107619-00	535V1	2540-01-592-6441
0355108027-00	535V1	2540-01-592-6771
0398108792-00	535V1	2540-01-593-2836
0398108795-00	535V1	2540-01-593-2838
0398108842-00	535V1	2540-01-593-2840
0398108873-00	535V1	2540-01-593-2832
0398108962-00	535V1	5340-01-593-2846
0398109050-00	535V1	5310-01-593-2845
0398109394-00	535V1	2540-01-593-2835
0398109397-00	535V1	2540-01-593-2837
0398110256-00	535V1	2540-01-593-2833
0398112175-00	535V1	2540-01-599-0226
0398112176-00	535V1	2540-01-599-0227
03FB0317-00	508C3	2541-01-589-6146
03FB0318-00	508C3	2541-01-589-6140



Part Number	Cage Code	NSN
0716-MM5-P01	36MV0	4730-00-639-9730
09040030-2	12339	5820-01-587-1044
1/2X1/4 CD-S	30780	4730-01-599-0214
1/4X3.0 FFF-B	93061	4730-01-574-6847
10017FX	45152	4730-00-639-9730
10-02955	1SZ82	2540-01-589-6159
101-3128	11083	5365-01-460-0625
10154-2	1GVT4	6150-01-586-8587
10181-9826-010	14304	6150-01-586-8573
103360-1	1YF27	6150-01-583-8629
103361-1	1YF27	6150-01-583-8630
103362-2	1YF27	6150-01-586-8572
103432-1	1YF27	6150-01-583-8633
10497-5020-A08	14304	5995-01-526-0202
10511-0704-040	14304	5995-01-551-2593
10535-0720-B17	14304	5995-01-470-2728
106306A	45152	5365-01-345-0225
10823-00318	0Y3H3	5310-01-288-1116
10823-00817	0Y3H3	5310-01-478-7218
10823-01171	0Y3H3	5305-01-479-0703
10823-01173	0Y3H3	5305-01-479-0718
10823-01176	0Y3H3	5305-01-479-0686
10823-01178	0Y3H3	5305-01-479-0684
10823-01574	0Y3H3	5310-01-479-3487
10823-02319	0Y3H3	5310-01-515-1480
10823-02452	0Y3H3	5310-01-562-1324
10823-02546	0Y3H3	5310-01-576-9636
10823-04257	0Y3H3	5305-01-579-4605
10823-04744	0Y3H3	5310-01-554-5417
10823-06852	0Y3H3	5310-01-577-0460
10823-07771	0Y3H3	5305-01-577-5475
10823-10466	0Y3H3	5310-01-589-6505
10823-12605	0Y3H3	5305-01-583-6117
108708A	45152	5310-01-177-4625
109703A	45152	4730-01-238-6442
10981GX	45152	6685-00-912-1847
10EG1	05245	5915-01-586-0708
110310A	45152	5310-01-159-8178
110311A	45152	5310-01-111-0645
110312A	45152	5310-01-150-5918
110380A	45152	5310-00-809-4061

Part Number	Cage Code	NSN
110466A	45152	5310-01-172-1557
110995A	45152	5305-01-161-5501
111314A	45152	5305-01-156-5442
111316A	45152	5306-01-106-7496
111317A	45152	5305-01-147-9723
111319A	45152	5305-01-196-8088
111366A	45152	5305-01-580-1077
11144-01115	0Y3H3	5310-01-571-0181
111454A	45152	5305-01-149-1935
111500A	45152	4730-01-082-1017
112068A	45152	5305-01-277-8869
112556A	45152	5310-01-372-6378
1127FX7	45152	9905-01-023-2366
112971A	45152	4730-01-446-3253
114359A	45152	5305-01-577-4697
114927A	45152	5310-01-466-2695
115289A	45152	5306-01-150-5884
115293A	45152	5305-01-150-7736
115303A	45152	5310-01-155-1905
115306A	45152	5305-01-165-3297
115307A	45152	5310-01-151-1036
117584A	45152	5940-01-520-6775
117585A	45152	5940-01-089-7066
117607A	45152	5310-00-811-3494
11763FX	45152	4730-01-086-4064
12005-0730-A006	14304	5995-01-485-4151
120377A	45152	5310-01-495-2187
120405A	45152	5120-00-264-3796
120699A	45152	5305-01-242-0655
12-10V5OX-S V0894	30780	4730-01-586-8491
1212FX	45152	4820-00-142-3036
1213FX	45152	4730-00-371-3904
1215FX	45152	4730-00-069-1187
121683A	45152	5305-01-156-8691
1220FX	45152	4730-00-919-1803
122755A	45152	5310-01-480-0366
122756A	45152	5310-01-292-9942
122757A	45152	5310-01-364-4306
12-3/4 A0EG-S	30780	4730-01-569-6615
123125A	45152	4130-00-103-9185
123341A	45152	5306-01-171-5897

Part Number	Cage Code	NSN
124125A	45152	5306-01-169-6379
124129A	45152	5305-01-156-5445
12414507-006	19207	4730-01-329-9151
12423178-005	19207	4730-01-568-7856
124623A	45152	5342-01-211-3897
12-6 CTX-S	30780	4730-01-599-0179
1263-3304-0	11939	5310-01-068-8446
126536A	45152	5305-01-185-8668
1266704080-W4	7Z588	4730-01-593-2827
12715-061	0V4Z1	5340-01-394-4483
127325A	45152	5340-01-555-6024
127326A	45152	5310-01-330-2981
127359A	45152	4730-01-340-3898
128054A	45152	5325-00-270-8888
128131A	45152	5305-01-167-9408
129150A	45152	5305-01-492-5507
129313B	45152	3130-01-157-0950
129HB-4-4	30780	4730-01-049-4807
12FDU06	26124	5365-01-589-6175
12Z2007-71	94135	5310-00-262-6355
131807A	45152	4730-01-576-8800
132-00011	53421	5975-01-597-5068
1369HX1	45152	5310-01-194-3014
1379HX	45152	5310-01-361-8388
1387HX	45152	5310-01-558-4272
1431-000-87002	64386	5340-01-576-9022
143-9392	11083	5304-01-470-9577
1445HX	45152	5305-01-212-0049
1451-389-87601	64386	2540-01-577-4453
1476010W	45152	5315-01-228-0416
14946FX	45152	4730-00-822-5609
1510HX	45152	5305-01-599-0208
15297FX	45152	4730-00-684-6026
15298FX	45152	4730-00-647-3207
15299FX	45152	4730-01-051-9840
1533100-32	45152	4010-00-451-3533
1533720U	45152	5945-01-246-8063
156-00376	78505	5975-01-582-3692
1-585809 ZN	4HRQ8	2540-01-589-6224
1648-009-070-015	9K855	5925-01-577-4913
16B100	98437	4820-00-541-5198

Part Number	Cage Code	NSN
17-21543	SCT67	5340-01-563-1296
1765HX	45152	5310-01-507-7561
17739FX	45152	2530-01-316-0170
1778HX	45152	5305-01-133-2114
178-8615	11083	5120-01-548-0012
179215-4	0J198	6150-01-586-8570
1794HX1	45152	5306-01-084-5389
18023-03794	0Y3H3	5310-01-555-6001
1804HX1	45152	5310-00-081-4219
1816HX1	45152	5305-00-638-8920
1841HX1	45152	5305-01-354-2490
184-2472	11083	5305-01-516-5775
1846HX1	45152	5305-01-344-5532
1848HX1	45152	5305-01-555-5285
1881050U	45152	2530-01-354-5434
19263-01	54905	4210-01-579-5981
19401FX	45152	4730-00-837-7073
1989-A-B-W	46522	2540-01-576-9209
1R-1807	11083	2940-01-519-3768
1TW8	45152	4730-01-074-0060
1U-7594	11083	5120-01-372-8799
1U-7596	11083	5306-01-360-2004
1U-7598	11083	5120-01-362-2027
2001-2-4B	01276	4730-00-090-0832
2004FX	45152	5325-00-263-6632
2009HX	45152	5305-01-479-0894
201010N	06853	4730-00-371-3904
20205-01	54905	4210-01-580-4061
20293-01	54905	4210-01-589-6179
20295-1	54905	6150-01-589-6515
20354FX	45152	4730-00-231-3012
2043-8-8S	01276	4730-00-177-5917
2049-148	07RN5	5330-01-568-1640
20491FX1	45152	5310-00-110-8742
2049-D	07RN5	5930-01-557-0592
2049M-XIR	07RN5	6220-01-580-4188
2061-1	4HRQ8	5340-01-561-7338
206801-8-8S	01276	4730-01-103-4234
209P-8-4	93061	4730-01-348-6542
21030C00	55156	7050-01-544-4239
2108HX1	45152	5305-01-146-4538

Part Number	Cage Code	NSN
2109HX1	45152	5305-00-068-0508
212322N	06853	4730-00-374-1766
2142FX	45152	5325-01-123-5695
2149HX1	45152	5310-01-062-3383
21500-01	54905	4210-01-598-3466
2153HX	45152	5310-00-660-1819
215672N	06853	4730-01-081-7467
218-1	78528	4730-01-307-3641
219P-6	93061	4730-01-335-2256
219P-8	93061	4730-01-493-4320
21NE-040	56878	5310-01-066-6759
2211HX	45152	5305-01-150-5886
2222HX	45152	4730-01-092-6587
222-5915	11083	5330-01-547-0408
2252HX	45152	5310-01-480-8999
2257FX	45152	4820-00-728-7467
226691N	06853	4820-00-042-4993
2286HX	45152	5340-01-204-4888
2287HX	45152	5340-00-404-4098
2288HX	45152	5340-00-224-1204
2290HX	45152	5340-01-479-9054
2291HX	45152	5340-00-404-4101
22HS37A	45152	4730-00-277-9615
2302HX	45152	5310-01-353-6045
2302P103	49349	2590-01-576-4553
230-7682	11083	5340-01-524-8245
230-7693	11083	5325-01-525-5210
232-1693	11083	5306-01-559-7807
2334HX	45152	5340-00-404-4100
2341-040	30966	5340-01-577-3947
23KP298	45152	2990-01-539-3504
2-4070302CA	81343	4730-01-341-4895
24123FX	45152	5340-01-154-1682
2418HX1	45152	5305-01-507-9046
244682N	06853	2540-01-103-9128
24524FX	45152	4730-01-077-4889
2463HX	45152	5310-00-880-0626
25-001T-2	3Y036	2540-01-599-0253
25-001TL	3Y036	9340-01-599-0197
2521HX	45152	5340-00-725-5280
2531HX	45152	5310-00-757-6367

Part Number	Cage Code	NSN
2567-45009	70485	5325-01-524-7756
25881AX	45152	4730-01-479-4207
25950AX	45152	4730-01-123-6813
25967AX	45152	5305-01-288-1284
2597142C1	338X5	5310-01-556-6648
26541AX	45152	5342-00-572-8604
2681HX	45152	5340-01-146-6910
2683HX	45152	5340-00-562-2925
2706T24	39428	5365-01-589-9867
278614N	06853	4820-00-728-7467
27883AX	45152	5305-01-523-0865
279000N	06853	4820-00-436-3033
2802-A	70485	5325-01-514-0974
28-07	96652	5315-01-358-3736
2834HX	45152	5305-01-577-5474
2838HX	45152	4730-01-209-0377
286364N	06853	2530-01-032-5118
2872HX	45152	5305-01-487-2268
28KP748	45152	5998-01-599-3285
29321AX	45152	3110-01-033-1220
2CD201	45152	5305-01-480-0362
2CD567	45152	5305-01-380-0849
2CF854	45152	5305-01-157-1391
2CH281	45152	5305-01-359-7965
2DR229	45152	5310-01-414-7141
2FF765	45152	2530-01-331-2997
2HA421	45152	5340-01-512-8203
2HA422	45152	5310-01-510-5570
2HA424	45152	5365-01-512-8218
2HA426	45152	5365-01-512-8228
2HP803	45152	5340-01-558-4678
2KP284	45152	5310-01-535-4709
2T-400-52	19220	5340-01-365-0250
3/4X3.0FFF-SS	30780	4730-01-341-7481
30345T21	39428	4010-01-429-6273
30857AX	45152	4730-00-925-8039
30870AX	45152	4730-01-309-9978
3100T11	39428	5306-01-529-6523
316BX1	45152	5305-01-172-2002
317BX	45152	5310-01-361-8387
318BX	45152	5310-01-061-5302

Part Number	Cage Code	NSN
3236FX5	45152	5305-01-356-1547
3239FX	45152	5310-01-313-3480
32664AX	45152	5342-01-131-8312
32746AX	45152	5120-01-398-8053
32DXR40	26124	3120-01-480-2393
3300FX	45152	5340-01-197-1196
33211AX	45152	4730-01-042-2960
33259AX	45152	5305-01-479-0912
33855AX	45152	5340-01-038-9481
344-9495	11083	2815-01-582-4073
348201-7001	19397	6110-01-587-3743
348223-7001	19397	6150-01-584-0601
348226-7001	1PVF8	6150-01-587-3741
350AX	45152	4730-00-221-2139
351AX	45152	5310-01-129-0450
352AX	45152	5310-01-081-1283
35386AXW	45152	4730-01-121-2844
353AX	45152	5310-00-582-5965
354AX	45152	5310-01-068-8446
355AX	45152	5310-01-133-2130
35751R	13548	6220-01-577-2295
35751Y	13548	5961-01-599-0192
35890R	13548	6220-01-516-4925
35890Y	13548	6220-01-516-4926
362AX	45152	5310-01-062-3379
3693FX2	45152	5340-01-155-4433
3693FX3	45152	5340-01-346-3847
369AX1	45152	5310-01-105-7229
37-10-071-10	94222	5340-00-492-2313
371AX	45152	5310-00-775-5139
373AX1	45152	5310-01-061-3322
375AX3	45152	5310-01-481-0945
378429-8	11757	5306-01-145-6949
38R	4HRQ8	5340-01-589-6222
3947FX	45152	4730-00-289-0382
3HA734	45152	5310-01-519-5248
3HD576	45152	5305-01-480-0360
3HD577	45152	5305-01-480-2331
3HD579	45152	5340-01-558-4452
3HD581	45152	2540-01-479-1884
3HD582	45152	2530-01-558-4458



Part Number	Cage Code	NSN
3HD583	45152	5360-01-479-1881
3HD584	45152	5315-01-479-1804
3KP83	45152	5310-01-539-3231
4-2 B2HF-B	30780	4730-01-583-4555
4232FX1	45152	4730-00-277-8750
423315-801	37695	5995-01-477-6664
434AX1	45152	5310-01-063-8970
4397000-064	6W728	5305-01-436-6377
4397011-070	6W728	5306-01-434-3284
4-4 130137B	81343	4730-00-277-8289
4429K421	39428	4730-01-481-5403
4-4-4 130425B	81343	4730-00-088-8666
4554FX	45152	4730-01-233-4981
46211-R	13445	5940-01-587-3479
47546AX	45152	4730-00-273-6686
47854AX	45152	5305-01-082-0049
48706AX	45152	5307-01-086-7923
500-1114-003	13499	5310-01-042-8391
501BO1	45152	5305-01-056-5448
50619AX	45152	5305-01-355-1428
51547AX	45152	5365-01-290-7408
51550AX	45152	4730-01-361-3937
5170704AJ	07525	2990-01-577-1511
5193HX	45152	5975-01-115-2297
5201HX	45152	5975-01-053-1331
52813AX	45152	5310-00-619-1148
52930CX	45152	2530-01-032-5118
5310000021-00	535V1	5305-01-583-5283
5310000730-00	535V1	5305-01-586-8509
5315-008	61796	5305-01-280-7901
5320000011-00	535V1	5310-01-565-7983
5320000132-00	535V1	5310-01-584-5363
5330000032-00	535V1	5310-01-586-8516
5340000467-00	535V1	4030-01-586-0713
53979AX	45152	4730-01-227-4667
5416K16	39428	4730-01-191-9701
55139AX	45152	4730-01-134-6989
55184-BX	45152	4730-01-062-0827
5570000092-00	535V1	2510-01-585-2707
56929AX	45152	4820-01-170-5380
569GX1	45152	3110-00-100-0339

Part Number	Cage Code	NSN
569GX2	45152	2510-00-483-8221
570569G1	03QU5	6150-01-591-6496
571FX	45152	5325-00-276-5954
58058AX	45152	5935-00-103-1774
58368AX	45152	5305-01-167-0288
58495AX	45152	4730-01-174-9405
59030AX	45152	5305-01-564-6941
59031AX	45152	5305-01-249-8564
5912K6	39428	3120-01-589-6373
592AX1	45152	5325-00-889-3260
5KK625	45152	2530-01-577-5452
5P-8347	11083	5305-01-360-1005
60066AX	45152	5305-01-236-1673
60202488-04	4CAB5	6150-01-589-6450
60202496-06	4CAB5	6150-01-589-6453
60202497-06	4CAB5	6150-01-589-6454
6050K13	39428	5355-01-456-8031
6121SR	45152	3110-00-100-0262
6122SR	45152	3110-00-100-0321
61-3274	530T0	6220-01-589-6217
6338K441	39428	3120-01-589-6369
63597AX	45152	5305-01-599-0230
64050AX	45152	5310-00-208-1918
64297CX	45152	5995-00-772-8813
6431457-014	6W728	5310-01-585-7722
64326BX	45152	9905-01-480-0644
6436K15	39428	3040-01-589-6372
6437754-500M1	6W728	2510-01-589-9860
6437754-501M1	6W728	2510-01-589-6331
6452348-200M1	6W728	5365-01-592-8230
6452467-200M1	6W728	2510-01-599-0252
6452568-01M1	6W728	5365-01-592-8680
64817AX	45152	5305-01-355-1427
64845BX	45152	5935-01-339-8138
65035K24	39428	5355-01-586-8588
65058AX	45152	4720-00-847-1710
66295AX	45152	4010-01-153-9403
66419AX	45152	5310-01-066-6759
66420AX	45152	5305-01-280-7901
6-6-6-130425B	81343	4730-00-125-7979
68099AX	45152	5305-01-150-7735

Part Number	Cage Code	NSN
6843K15	39428	3020-01-589-6371
685HB-16-12	93061	4730-01-583-3012
688-411-4	57013	6350-01-319-9161
68HB-6-6	93061	4730-01-389-8968
69790AX	45152	5310-00-738-7536
69851AX	45152	4720-00-241-4435
6HR464	45152	2990-01-479-3900
703HX	45152	5310-01-572-3897
7153GX	45152	5325-01-514-0974
715HX1	45152	5305-01-058-0611
720HX	45152	5310-01-457-8573
720HX2	45152	5310-01-236-1710
722FX	45152	4730-00-172-0031
759TR	45152	4730-01-081-7467
767HX1	45152	5310-01-058-3183
767TR	45152	4730-00-374-1766
768TR	45152	2530-00-270-3878
7731GX	45152	4730-01-028-8147
7736GX	45152	4730-00-812-7999
7737GX	45152	4730-01-502-7649
7755GX	45152	4730-01-106-1253
777AX	45152	5310-01-061-4481
7903GX	45152	4820-00-042-4993
7X-6315	11083	5999-01-470-4232
8008-158.MDL.NO.34VX	0UJ55	6140-01-534-6466
8416734-1	19397	6720-01-554-5362
8417170-1	19397	6720-01-554-5366
8442303-2	19397	6150-01-584-0644
8442305-4	19397	5995-01-589-6302
848-6	98441	4720-01-289-1019
8498A67	39428	5340-01-577-2413
85927-C	73475	5930-01-480-9093
8-6 140237	81349	4730-01-198-0780
8-8 140339B	81343	4730-00-959-1628
881270-1	0J198	5995-01-478-4924
881327-3	0J198	5995-01-478-4877
881335-2	0J198	5995-01-478-4893
889520-4	0J198	6150-01-586-8577
8961K2356	SCT67	5930-01-557-7078
8961K3007	SCT67	5930-01-589-6206
8961K3008	SCT67	5930-01-591-6479

Part Number	Cage Code	NSN
8966T52	39428	4030-01-251-7677
8JB007645-021	1CW22	5935-01-558-1987
8N091/D	0XY83	5355-01-589-6425
8T-9655	11083	5340-01-460-0266
8WLN B	30780	4730-01-291-7945
90064A450	39428	5305-01-308-0173
900-US-07301	1EAW9	4240-01-542-8160
901-US-07301-1	1EAW9	2540-01-543-0747
9061K2357	SCT67	5930-01-557-7424
91166A280	39428	5310-01-533-5606
91355A088	39428	5305-01-589-6139
9171692-4	18876	5310-00-921-5123
91772A244	39428	5305-01-559-5058
92196A585	39428	5305-01-455-5055
92735A525	39428	5315-01-589-6436
9306K69	3A054	5340-01-565-9175
93-1533720U	55683	5945-01-246-8063
947-114NF15-35P01	06324	5935-01-565-8082
94802A120	39428	5310-01-589-6160
95210A190	39428	5310-01-587-3749
95sk261	45152	2540-01-588-3500
961 261	1PWR4	6130-01-474-5985
9654K211	39428	5360-01-588-3153
9657K115	39428	5360-01-453-2998
98001Y	13548	9905-01-023-2366
9810145-03	81860	5310-01-330-2981
98408A156	39428	5325-01-592-8502
987-5016-002	13499	6150-01-587-3752
987-5019-002	13499	6150-01-587-3753
987-5180-001	13499	5995-01-521-3185
987-6323-001	13499	5935-01-521-3067
9900-48567-1000	1RWE7	6110-01-589-6266
9D-400-L-23	19220	2540-01-591-2997
9D-400-R-23	19220	2540-01-591-3002
9M-1974	11083	5310-00-432-4064
9N-0869	11083	5310-01-415-1603
9S-8858	11083	5310-01-038-8318
A3206017-16	80063	5995-01-512-9048
A3206018-4	80063	5995-01-392-6202
A3206018-5	80063	5995-01-392-6199
A3206019-16	80063	5995-01-513-8261

Part Number	Cage Code	NSN
A5300MKL	73342	2520-01-581-9799
A-A-313	58536	5120-00-595-8388
AAPQ-06-04	3A2G6	5320-01-083-3255
AC 2000 00331	94658	3940-01-209-6008
AI-1326	62161	2530-01-581-7156
ALA1-1024-130	78276	5325-01-523-1231
ALA1-420-165	1L906	5310-01-479-3487
ALA1-616-150	78276	5325-01-576-9601
ALS4-1024-130	78276	5325-01-411-0066
ALS4-518-150	78276	5310-01-413-3276
ALS4-518-312	78276	5325-01-505-0478
ALS4-616-150	78276	5325-01-483-7480
ALS4-616-312	78276	5325-01-459-5008
ALS4-632-80	69200	5325-01-530-7924
ALS4-8125-3.8	78276	5325-01-577-5511
ALS9-420-165	78276	5325-01-411-3422
ALS9T-1024-130	78276	5325-01-558-3954
ALS9T-420-165	78276	5325-01-558-3671
ALS9T-616-312	78276	5325-01-558-3678
AN365-1024A	88044	5310-00-208-1918
AN665-21R	88044	5340-00-530-5353
AO-1326	62161	2530-01-581-7161
AO-3018	78225	2930-01-583-2808
AQ68-DOT-6X6	1TNF3	4730-01-569-2720
ARS4-518-280	78276	5325-01-577-5141
ARW0000601018	1B3L6	5935-01-577-1614
AS1040-0808	81343	4730-00-804-1931
ASME B18.6.3	05047	5305-00-984-6210
ASP0000600018	1B3L6	5365-01-577-1639
B1821BH025C075N	80204	5305-00-068-0508
B1821BH025C113N	80204	5305-00-225-3842
B1821BH031C050N	80204	5306-00-226-4822
B1821BH031F063N	80204	5306-00-050-1237
B1821BH038C225N	80204	5305-00-638-8920
B1821BH044C113N	80204	5305-00-071-1787
B35 N	97111	4730-01-491-2023
B9228-0456	0VC51	5340-01-557-1595
BACN10WL6-16P	81205	5310-01-008-6782
BLC5BA05S	84256	5315-01-395-9008
BT-38N	1W654	5940-01-089-7066
BTT-44	3Z048	5320-01-392-5074

Part Number	Cage Code	NSN
C0V0509Z1	75272	5340-01-038-9481
C0V1313	75272	5340-00-404-4101
C0V2513	75272	5340-00-224-1204
C1925B	1UW16	5940-01-576-8790
C1925-S	11873	5940-01-514-9325
CB-2201-12	76005	5340-01-479-3383
CB-2205-9	76005	5340-01-563-7229
CB3019A3N750	66530	5975-01-589-6466
CB9120V5	66530	5340-01-507-3387
CBA24-650	76005	5340-01-210-1036
CDV1013Z1	75272	5340-01-586-8472
CE-492.750-100B	78505	5999-01-524-4506
CH3-0001	60948	2530-01-586-8413
COV0509Z1	75272	5340-01-038-9481
COV-0713	75272	5340-01-479-9054
COV-1117	75272	5340-01-526-2614
COV1313	75272	5340-00-404-4101
COV-1509	75272	5340-01-170-1294
COV-1713	75272	5340-00-404-4098
COV-1715	75272	5340-01-586-8650
COV-1913	75272	5340-01-298-3216
COV2113	75272	5340-00-404-4100
COV-2913-Z1	75272	5340-01-146-6910
COV-3313	75272	5340-01-081-3419
COVO7O9Z1	75272	5340-01-071-2047
CP25	14592	4730-01-283-4563
CT 9410 B	7Z588	4730-01-398-8329
CT-9424	7Z588	5340-01-570-4015
D-400-53U-23	19220	2540-01-589-6419
DC390K	07429	5130-01-539-6654
EE105327	45152	5305-01-086-3551
EM-12	18925	4730-01-390-8073
F104417	29944	2590-01-576-4577
F106730	29444	2540-01-597-2250
FCO18A	55719	5120-01-335-1152
FF-1214-3	70901	5365-01-589-6234
FF9446-11	00624	5331-01-214-4857
FMG-211	71400	5920-01-556-0912
FNFU	7J925	5340-01-480-1128
G030524E03W22RC	1BJU4	2940-01-589-6479
G10DU	26124	3120-00-723-2905

Part Number	Cage Code	NSN
H00640MA	55061	6350-01-586-8494
H360-5-2	83014	5340-01-151-8391
H5Z 050 0325 13	3HCG0	5305-01-530-5935
HDC34-18-L002	11139	5935-01-212-9589
HIC-128-90	99103	4730-01-576-8834
HP4-B	0ZDP8	4720-01-558-5012
J-21678-1	76005	5340-01-515-1912
J530 8-8-8 130424BA	81343	4730-01-095-2034
J-7165-1	76005	5342-00-572-8604
JB3816-3	1UW16	5940-01-570-5078
K080806	24161	3030-01-576-4547
KV2H07-34S	55470	4730-01-574-6838
KV2H11-35S	55470	4730-01-573-1935
KV2H13-36S	55470	4730-01-572-1023
KV2K11-35S	55470	4730-01-574-3337
KV2K11-36S	55470	4730-01-569-3717
KV2L07-37S	55470	4730-01-586-8492
KV2L11-35S	55470	4730-01-568-0733
KV2L11-36S	55470	4730-01-568-7856
KV2L11-37S	55470	4730-01-572-4932
KV2L13-36S	55470	4730-01-525-4250
KV2LF11-35	55470	4730-01-574-4277
L02803	75272	5340-01-589-6250
LC 080KM 13S	9E243	5360-01-589-6242
LCN-1625-150	58961	5975-01-590-0822
LCP-1250-200	58961	5975-01-590-1040
LE812134	8B911	5305-01-330-2991
M22-1/2F80HG-S	87373	4730-01-507-4857
M384 REV B	3VWB5	5905-01-558-7995
M45913/1-16CG5C	81349	5310-00-811-1377
M67099	30966	5340-01-480-9034
MCL-1291-0308	0EUT9	6110-01-589-6265
MCL-1291-0327	0EUT9	6110-01-591-6486
MP4-0002	60948	2640-01-586-8410
MR200-1247	0CYC7	5625-01-583-8596
MS15795-808	80205	5310-00-619-1148
MS16995-41B	80205	5305-01-094-0340
MS16997-100	96906	5305-00-978-9395
MS21044N08	80205	5310-00-811-3494
MS21333-125	80205	5340-00-725-5280
MS24523-23	96906	5930-00-683-1629



Part Number	Cage Code	NSN
MS24658-21A	96906	5930-00-990-1475
MS25043-16DA	96906	5935-01-184-7188
MS27183-12	96906	5310-00-081-4219
MS27183-22	96906	5310-00-951-7209
MS27183-23	96906	5310-00-809-8533
MS35206-232	80205	5305-00-984-4992
MS35206-236	80205	5305-00-984-6223
MS35206-280	96906	5305-00-988-1724
MS35206-281	80205	5305-00-988-1725
MS35206-285	96906	5305-00-988-1171
MS35207-263	80205	5305-00-989-7434
MS35338-44	80205	5310-00-582-5965
MS35338-45	80205	5310-00-407-9566
MS35489-46	96906	5325-00-185-0001
MS35489-49	96906	5325-00-276-5954
MS35489-85	96906	5325-00-270-8888
MS4024	5FX66	6130-01-589-6183
MS51105-367	80205	5305-01-118-8860
MS51500A12	96906	4730-00-202-8469
MS51503A8	96906	4730-01-042-2960
MS51504A4	96906	4730-00-647-3207
MS51504A6	96906	4730-00-812-7999
MS51507A8	96906	4730-00-274-4601
MS51510A8	96906	4730-00-797-6566
MS51520A8S	96906	4730-00-226-6772
MS51957-32	96906	5305-00-054-6656
MS51957-65	96906	5305-00-050-9231
MS51957-69	96906	5305-00-050-9235
MSI22011008	5BUA2	2510-01-593-2843
MSI22011009	5BUA2	2510-01-593-2844
MT10244E200 DET 2	63330	6220-01-511-0617
N13048	06721	2530-00-270-3878
N13048G	06721	4030-01-599-3281
N13048H	78502	2590-01-586-8794
N-13526-J	06721	4820-01-103-9641
N1609	76761	2920-01-566-9918
N1609-4	76761	2920-01-576-6003
N2008	76761	5961-01-555-5649
N-20959-EA	06721	2530-01-316-0170
N3243	76761	6110-01-585-2414
N4048	76761	3020-01-577-3707

Part Number	Cage Code	NSN
N-50009-A	06721	2530-01-371-1277
N-50011-H	06721	4440-01-576-4509
N7560B6-36MM	55719	2590-01-601-1012
N9014	76761	5306-01-179-3346
N9015	76766	5310-01-046-0186
N9015	76761	5310-01-046-0186
N9018	76761	5310-01-032-4827
N9191	76764	5307-01-586-8640
N9217	76761	5306-01-041-0622
N9231	76761	5310-01-497-3559
N9253	76761	5310-01-586-8639
N9331	76761	5310-01-232-1361
N9350	76762	5310-01-316-7950
N9408	76763	5310-01-348-8386
N9410	76761	5310-01-348-8398
N9455	76761	5310-01-348-8385
N9459	76761	5310-01-348-8393
N9461	76761	5310-01-348-8392
N9465	76761	5310-01-350-8549
N9467	76761	5310-01-350-4257
N9499	76761	5306-01-548-4208
N9525	76761	5315-01-547-7728
N9528	76761	5306-01-548-5219
N9529	76761	5365-01-547-7009
N9562	76761	5305-01-547-7007
N9620	76767	5306-01-586-8642
N9642	76761	5310-01-555-8669
N9689	76765	5310-01-586-8641
ND010003N	3R890	5340-01-589-6443
P2930639121212-17.0	87373	4720-01-599-0215
P2933968040404-35	87373	4720-01-586-8487
P9190606121212-21.0	87373	4720-01-586-8490
PD484	19200	5180-01-548-7634
Q-HB-6383	93061	4730-01-121-2844
R18733-3	81860	5310-01-160-5720
R-7311-0P	62534	4120-01-589-6155
R8880	0B8Y6	5330-01-585-7707
RAM-D-133U	1Y041	5975-01-589-6260
RBC-200	60948	2640-01-599-6284
RD-1-3626-0P	62534	4730-01-589-6150
RD-2-5590-0	62534	4720-01-586-8434

Part Number	Cage Code	NSN
RD-4-6611-0P	62534	4130-01-577-3633
RD-5-10944	62534	4130-01-517-7298
RD-5-7760-0P	62534	4820-01-578-6721
RD-5-13258-0P	62534	4130-01-578-8370
RF3-034	60948	2530-01-599-6312
RM00100201000	1B3L6	5935-01-577-1743
RM00100301000	1B3L6	5935-01-577-1651
RN60Z	06721	4440-01-542-3419
RR-C-901	81348	8120-00-193-1698
S-0616-2Z1	46384	5325-01-589-6252
S075142	17353	5310-01-151-1036
S075144	17353	5310-01-111-0645
S075460	17353	5310-01-150-5918
S344G12	18076	5340-01-365-9712
S344G15	18076	5340-01-344-2107
S344G17	18076	5340-01-465-4050
S479G11	18076	5340-01-589-6182
S479G6	18076	5340-01-589-6187
SAE J512 4-2 010103B	81343	4730-00-090-0832
SAE J514 12-12 070103CA	81343	4730-01-270-9594
SAE J514 8-12 070202B	81343	4730-01-318-9676
SAE J530 12-8 130140BA	81343	4730-00-278-3167
SAE J530 6-6 130139BA	81343	4730-00-289-4736
SAE J530 8-6 130137B	81343	4730-00-287-4852
SC628	90201	6350-00-102-4210
SDLM-150	82647	5925-00-156-4044
SP-345-S	0CUJ4	5315-01-480-9649
SRES20	55719	5120-01-367-3583
TA720-S8	84971	5340-01-204-4888
TY27MX	5S327	5975-01-515-0548
UD0188SSA	14934	5340-01-577-4840
UD300AYDW	14934	5340-01-197-1196
VMR-103431-1	1YF27	6150-01-583-8632
W05465	01276	4730-00-919-1803
WA-1326-C	62161	2530-01-577-0501
WP3174H	93061	4730-01-536-4194
WP3239H	93061	5340-01-523-2838
X000009	59AT1	2540-01-593-2841
X000010	59AT1	2540-01-593-2842
X000052	59AT1	2540-01-597-2173
X770599	18265	4820-01-593-2831
Z-485	76385	5325-01-585-5682

---

**Part Number**

Z-787

**Cage Code**

76385

**NSN**

5325-01-586-8479

<b>RECOMMENDED CHANGES TO PUBLICATIONS AND BLANK FORMS</b>						Use Part II (reverse) for Repair Parts and Special Tool Lists (RPSTL) and Supply Catalogs/Supply Manuals (SC/SM).	DATE <i>Date you filled out this form.</i>
For use of this form, see AR 25-30; the proponent agency is OAASA.							
<b>TO</b> (Forward to proponent of publication or form) (Include ZIP Code) U.S. Army TACOM Life Cycle Management Command ATTN: AMSTA-LCL-MPP/TECH PUBS, MS 727 6501 E. 11 Mile Road, Warren, MI 48397-5000						<b>FROM</b> (Activity and location) (Include ZIP Code) <i>Your mailing address</i>	
<b>PART I – ALL PUBLICATIONS (EXCEPT RPSTL AND SC/SM) AND BLANK FORMS</b>							
PUBLICATION/FORM NUMBER <i>TM Number</i>						DATE <i>Date of the TM</i>	TITLE <i>Title of the TM</i>
ITEM	PAGE	PARA-GRAPH	LINE	FIGURE NO.	TABLE	RECOMMENDED CHANGES AND REASON (Exact wording of recommended change must be given)	
	0007-3					<i>Figure 2, Item 9 should show a lockwasher. Currently shows a flat washer.</i>	
	0018-2					<i>Cleaning and inspection, Step 6, reference to governor support pin (14) is wrong reference. Reference should be change to (12).</i>	
<h1>SAMPLE</h1>							
TYPED NAME, GRADE OR TITLE  <i>Your Name</i>						TELEPHONE EXCHANGE/AUTOVON, PLUS EXTENSION  <i>Your Phone Number</i>	SIGNATURE  <i>Your Signature</i>

<b>TO</b> (Forward direct to addressee listed in publication) U.S. Army TACOM Life Cycle Management Command ATTN: AMSTA-LCL-MPP/TECH PUBS, MS 727 6501 E. 11 Mile Road, Warren, MI 48397-5000	<b>FROM</b> (Activity and location) (Include ZIP Code)  <i>Your Address</i>	<b>DATE</b> <i>Date you filled out this form</i>
--	---	---

**PART II – REPAIR PARTS AND SPECIAL TOOL LISTS AND SUPPLY CATALOGS/SUPPLY MANUALS**

PUBLICATION NUMBER <i>TM Number</i>	DATE <i>Date of the TM</i>	TITLE <i>Title of the TM</i>
--	-------------------------------	---------------------------------

PAGE NO.	COLM NO.	LINE NO.	NATIONAL STOCK NUMBER	REFERENCE NO.	FIGURE NO.	ITEM NO.	TOTAL NO. OF MAJOR ITEMS SUPPORTED	RECOMMENDED ACTION
<h1>SAMPLE</h1>								

**PART III – REMARKS** (Any general remarks, or recommendations, or suggestions for improvement of publications and blank forms. Additional blank sheets may be used if more space is needed.)

TYPED NAME, GRADE OR TITLE <i>Your Name</i>	TELEPHONE EXCHANGE/AUTOVON, PLUS EXTENSION <i>Your Phone Number</i>	SIGNATURE <i>Your Signature</i>
--	--	------------------------------------

<b>RECOMMENDED CHANGES TO PUBLICATIONS AND BLANK FORMS</b>						Use Part II (reverse) for Repair Parts and Special Tool Lists (RPSTL) and Supply Catalogs/Supply Manuals (SC/SM).	<b>DATE</b>
For use of this form, see AR 25-30; the proponent agency is OAASA							
<b>TO</b> (Forward to proponent of publication or form) (Include ZIP Code) U.S. Army TACOM Life Cycle Management Command ATTN: AMSTA-LCL-MPP/TECH PUBS, MS 727 6501 E. 11 Mile Road, Warren, MI 48397-5000						<b>FROM</b> (Activity and location) (Include ZIP Code)	
<b>PART I – ALL PUBLICATIONS (EXCEPT RPSTL AND SC/SM) AND BLANK FORMS</b>							
PUBLICATION/FORM NUMBER TM 9-2355-335-24P						DATE 28 February 2013	TITLE REPAIR PARTS AND SPECIAL TOOLS LIST (RPSTL) FOR MAINTENANCE MANUAL FOR MINE RESISTANT AMBUSH PROTECTED VEHICLE
	PAGE	PARA-GRAPH	LINE	FIGURE NO.	TABLE	RECOMMENDED CHANGES AND REASON	
TYPED NAME, GRADE OR TITLE					TELEPHONE EXCHANGE/AUTOVON, PLUS EXTENSION		SIGNATURE



<b>TO</b> (Forward direct to addressee listed in publication) U.S. Army TACOM Life Cycle Management Command ATTN: AMSTA-LCL-MPP/TECH PUBS, MS 727 6501 E. 11 Mile Road, Warren, MI 48397-5000	<b>FROM</b> (Activity and location) (Include ZIP Code)	<b>DATE</b>
--	--	-------------

**PART II – REPAIR PARTS AND SPECIAL TOOL LISTS AND SUPPLY CATALOGS/SUPPLY MANUALS**

PUBLICATION/FORM NUMBER TM 9-2355-335-24P	DATE 28 February 2013	TITLE REPAIR PARTS AND SPECIAL TOOLS LIST (RPSTL) FOR MAINTENANCE MANUAL FOR MINE RESISTANT AMBUSH PROTECTED VEHICLE
--	--------------------------	--

PAGE NO.	COLM NO.	LINE NO.	NATIONAL STOCK NUMBER	REFERENCE NO.	FIGURE NO.	ITEM NO.	TOTAL NO. OF MAJOR ITEMS SUPPORTED	RECOMMENDED ACTION

**PART III – REMARKS** (Any general remarks, or recommendations, or suggestions for improvement of publications and blank forms. Additional blank sheets may be used if more space is needed.)

TYPED NAME, GRADE OR TITLE	TELEPHONE EXCHANGE/AUTOVON, PLUS EXTENSION	SIGNATURE
----------------------------	--	-----------

<b>RECOMMENDED CHANGES TO PUBLICATIONS AND BLANK FORMS</b>						Use Part II (reverse) for Repair Parts and Special Tool Lists (RPSTL) and Supply Catalogs/Supply Manuals (SC/SM).	<b>DATE</b>
For use of this form, see AR 25-30; the proponent agency is OAASA							
<b>TO</b> (Forward to proponent of publication or form) (Include ZIP Code) U.S. Army TACOM Life Cycle Management Command ATTN: AMSTA-LCL-MPP/TECH PUBS, MS 727 6501 E. 11 Mile Road, Warren, MI 48397-5000						<b>FROM</b> (Activity and location) (Include ZIP Code)	
<b>PART I – ALL PUBLICATIONS (EXCEPT RPSTL AND SC/SM) AND BLANK FORMS</b>							
PUBLICATION/FORM NUMBER TM 9-2355-335-24P						DATE 28 February 2013	TITLE REPAIR PARTS AND SPECIAL TOOLS LIST (RPSTL) FOR MAINTENANCE MANUAL FOR MINE RESISTANT AMBUSH PROTECTED VEHICLE
	PAGE	PARA-GRAPH	LINE	FIGURE NO.	TABLE	RECOMMENDED CHANGES AND REASON	
TYPED NAME, GRADE OR TITLE					TELEPHONE EXCHANGE/AUTOVON, PLUS EXTENSION		SIGNATURE

<b>TO</b> (Forward direct to addressee listed in publication) U.S. Army TACOM Life Cycle Management Command ATTN: AMSTA-LCL-MPP/TECH PUBS, MS 727 6501 E. 11 Mile Road, Warren, MI 48397-5000	<b>FROM</b> (Activity and location) (Include ZIP Code)	<b>DATE</b>
--	--	-------------

**PART II – REPAIR PARTS AND SPECIAL TOOL LISTS AND SUPPLY CATALOGS/SUPPLY MANUALS**

PUBLICATION/FORM NUMBER TM 9-2355-335-24P	DATE 28 February 2013	TITLE REPAIR PARTS AND SPECIAL TOOLS LIST (RPSTL) FOR MAINTENANCE MANUAL FOR MINE RESISTANT AMBUSH PROTECTED VEHICLE
--	--------------------------	--

PAGE NO.	COLM NO.	LINE NO.	NATIONAL STOCK NUMBER	REFERENCE NO.	FIGURE NO.	ITEM NO.	TOTAL NO. OF MAJOR ITEMS SUPPORTED	RECOMMENDED ACTION

**PART III – REMARKS** (Any general remarks, or recommendations, or suggestions for improvement of publications and blank forms. Additional blank sheets may be used if more space is needed.)

TYPED NAME, GRADE OR TITLE	TELEPHONE EXCHANGE/AUTOVON, PLUS EXTENSION	SIGNATURE
----------------------------	--	-----------

<b>RECOMMENDED CHANGES TO PUBLICATIONS AND BLANK FORMS</b>						Use Part II (reverse) for Repair Parts and Special Tool Lists (RPSTL) and Supply Catalogs/Supply Manuals (SC/SM).	<b>DATE</b>
For use of this form, see AR 25-30; the proponent agency is OAASA							
<b>TO</b> (Forward to proponent of publication or form) (Include ZIP Code) U.S. Army TACOM Life Cycle Management Command ATTN: AMSTA-LCL-MPP/TECH PUBS, MS 727 6501 E. 11 Mile Road, Warren, MI 48397-5000						<b>FROM</b> (Activity and location) (Include ZIP Code)	
<b>PART I – ALL PUBLICATIONS (EXCEPT RPSTL AND SC/SM) AND BLANK FORMS</b>							
PUBLICATION/FORM NUMBER TM 9-2355-335-24P						DATE 28 February 2013	TITLE REPAIR PARTS AND SPECIAL TOOLS LIST (RPSTL) FOR MAINTENANCE MANUAL FOR MINE RESISTANT AMBUSH PROTECTED VEHICLE
	PAGE	PARA-GRAPH	LINE	FIGURE NO.	TABLE	RECOMMENDED CHANGES AND REASON	
TYPED NAME, GRADE OR TITLE					TELEPHONE EXCHANGE/AUTOVON, PLUS EXTENSION		SIGNATURE

<b>TO</b> (Forward direct to addressee listed in publication) U.S. Army TACOM Life Cycle Management Command ATTN: AMSTA-LCL-MPP/TECH PUBS, MS 727 6501 E. 11 Mile Road, Warren, MI 48397-5000	<b>FROM</b> (Activity and location) (Include ZIP Code)	<b>DATE</b>
--	--	-------------

**PART II – REPAIR PARTS AND SPECIAL TOOL LISTS AND SUPPLY CATALOGS/SUPPLY MANUALS**

PUBLICATION/FORM NUMBER TM 9-2355-335-24P	DATE 28 February 2013	TITLE REPAIR PARTS AND SPECIAL TOOLS LIST (RPSTL) FOR MAINTENANCE MANUAL FOR MINE RESISTANT AMBUSH PROTECTED VEHICLE
--	--------------------------	--

PAGE NO.	COLM NO.	LINE NO.	NATIONAL STOCK NUMBER	REFERENCE NO.	FIGURE NO.	ITEM NO.	TOTAL NO. OF MAJOR ITEMS SUPPORTED	RECOMMENDED ACTION

**PART III – REMARKS** (Any general remarks, or recommendations, or suggestions for improvement of publications and blank forms. Additional blank sheets may be used if more space is needed.)

--

TYPED NAME, GRADE OR TITLE	TELEPHONE EXCHANGE/AUTOVON, PLUS EXTENSION	SIGNATURE
----------------------------	--	-----------

By Order of the Secretary of the Army:

Official:



JOYCE E. MORROW  
*Administrative Assistant to the  
Secretary of the Army*

1301801

RAYMOND T. ODIERNO  
*General, United States Army  
Chief of Staff*

By Order of the Secretary of the Air Force:

JANET C. WOLFENBARGER  
*General, United States Air Force  
Commander, AFMC*

MARK A. WELSH, III  
*General, United States Air Force  
Chief of Staff*

Distribution:

To be distributed in accordance with the initial distribution number (IDN) 381253 requirements for TM 9-2355-335-24P.







